


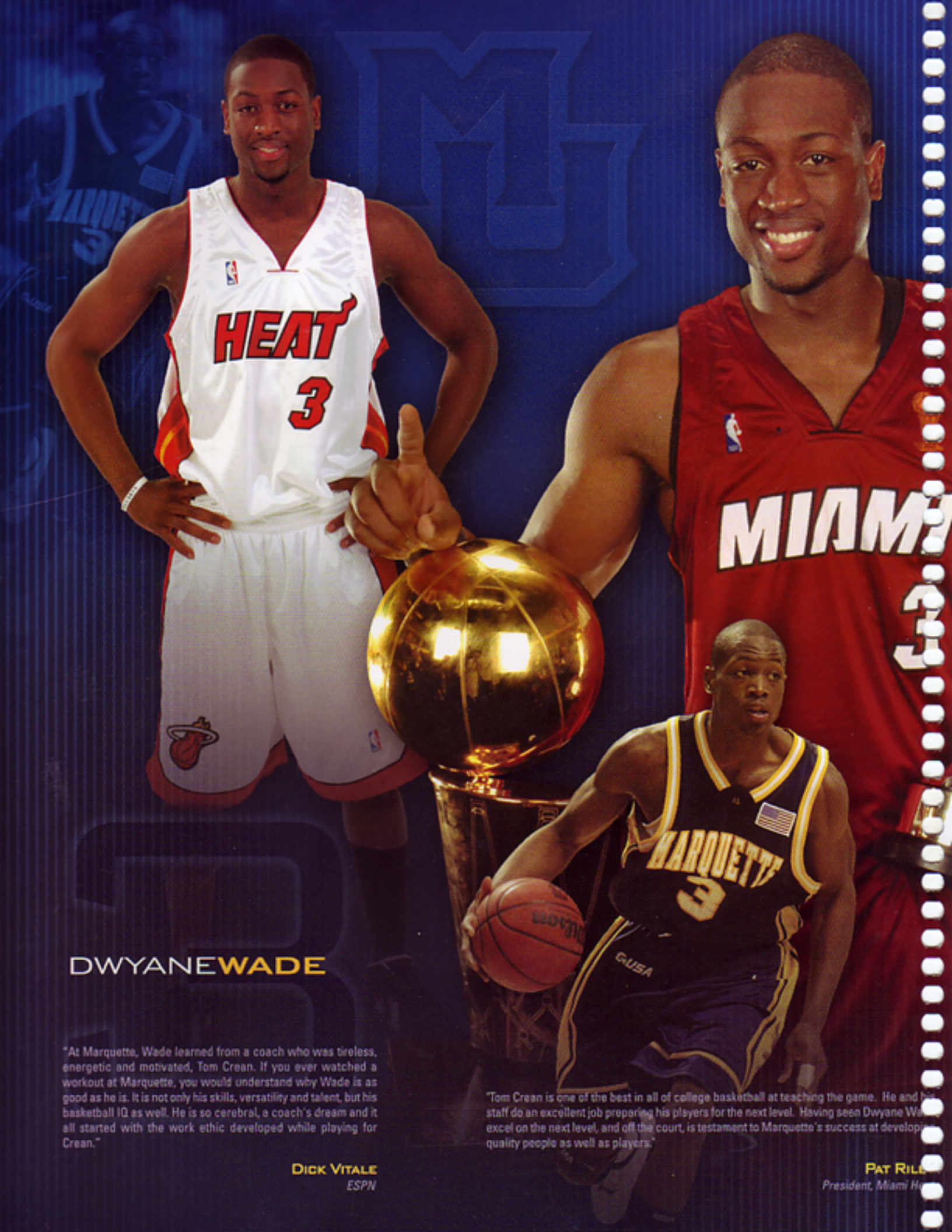
MARQUETTE

BASKETBALL

2006-07



TRADITION NEVER GRADUATES




DWYANE WADE

"At Marquette, Wade learned from a coach who was tireless, energetic and motivated, Tom Crean. If you ever watched a workout at Marquette, you would understand why Wade is as good as he is. It is not only his skills, versatility and talent, but his basketball IQ as well. He is so cerebral, a coach's dream and it all started with the work ethic developed while playing for Crean."

DICK VITALE
ESPN

"Tom Crean is one of the best in all of college basketball at teaching the game. He and his staff do an excellent job preparing his players for the next level. Having seen Dwyane Wade excel on the next level, and off the court, is testament to Marquette's success at developing quality people as well as players."

PAT RILEY
President, Miami Heat



TRAVIS DIENER

"Coach Crean is one of the college game's finest coaches. His teams are fundamentally sound, disciplined and play with a passion. His players truly develop and improve under his guidance, both on and off the court."

BRIAN HILL

Head Coach, Orlando Magic

STEVEN NOVAK

"The reason Marquette has had recent success from their program is from Tom Crean and his coaching staff's preparation. They do as much individual work as any college team as I've seen which translates to fundamentally sound players in the NBA."

GLENN "DOC" RIVERS

Head Coach, Boston Celtics

"Tom Crean is not only a great basketball coach but he is a great teacher, motivator and most of all a great person. He represents all that college basketball is supposed to be about."

LARRY BROWN

Former NBA Head Coach

MARQUETTE

BASKETBALL



2006-2007

SEASON SCHEDULE

NOVEMBER

Sun. 5	CARDINAL STRITCH (Exhibition)	7 p.m.
Fri. 10	HILLSDALE COLLEGE	7:30 p.m.
CBE CLASSIC - MILWAUKEE REGION (Regional Hosts: Marquette, Duke, Stanford, Texas Tech)		
Mon. 13	Maine vs. Detroit	4:30/7 p.m.
	MARQUETTE vs. Idaho State	
Tue. 14	Consolation/Championship Games	4:30/7 p.m.
Sat. 18	EASTERN MICHIGAN	1 p.m.
Mon. 20	CBE Classic Semifinals	6/8 p.m.
Tue. 21	CBE Classic Championship	6/8 p.m.
Mon. 27	at Valparaiso	7 p.m.

DECEMBER

45TH PEPSI BLUE & GOLD CLASSIC		
Fri. 1	North Dakota State vs. Princeton	5:30/8 p.m.
	MARQUETTE vs. Northwestern State	

DECEMBER

Sat. 2	Consolation/Championship Games	9:30/8 p.m.
Tue. 5	DELAWARE STATE	7 p.m.
Sat. 9	WISCONSIN	ESPN 1 p.m.
Sat. 16	UMBC	1 p.m.
Tue. 19	OAKLAND	7 p.m.
Fri. 22	MORGAN STATE	7:30 p.m.
Sat. 30	SAVANNAH STATE	1 p.m.

JANUARY

Thu. 4	at Providence •	ESPN Local	6:30 p.m.
Sun. 7	SYRACUSE •	ESPN Local	7 p.m.
Wed. 10	at Connecticut •	ESPN Local	6 p.m.
Sat. 13	WEST VIRGINIA •	ESPN	11 a.m.
Mon. 15	at Louisville •	ESPN	6 p.m.
Sun. 21	at Pittsburgh •	CBS	2 p.m.
Wed. 24	SETON HALL •	ESPN 360	7 p.m.
Sun. 28	at South Florida •		1 p.m.

FEBRUARY

Sat. 3	PROVIDENCE •	ESPN	1 p.m.
Wed. 7	RUTGERS •	ESPN 360	7 p.m.
Sat. 10	at Georgetown •	ESPN	11 a.m.
Wed. 14	at DePaul •		7:30 p.m.
Sat. 17	LOUISVILLE •	ESPN	8 p.m.
Mon. 19	VILLANOVA •	ESPN	6 p.m.
Sat. 24	at Notre Dame •	ABC	2:30 p.m.

MARCH

Sat. 3	PITTSBURGH •	ESPN Gameday	8 p.m.
Wed. 7-10	BIG EAST Conference Tournament N.Y. City TBA		

HOME GAMES IN BOLD CAPS

• BIG EAST Conference game

All Times listed are Central and subject to change
For more information go to www.gom.marquette.com

MARQUETTE

BASKETBALL

2006-07



MARQUETTE BASKETBALL

Storyed Past and Bright Future.....	2-3
Al McGuire Center.....	4-5
BIG EAST Conference.....	6-7
Individual Instruction.....	8-9
Strength and Conditioning.....	10-11
Academic Support.....	12-13
National Media Exposure.....	14-15
Game Day at Marquette.....	16-17
Off the Court.....	18-19
Marquette and the NBA.....	20-21
Doc Rivers and Dwyane Wade.....	22-23
After Marquette.....	24-25
Quality Education.....	26-27
Milwaukee.....	28-29
A Family Affair.....	30-31
Why Marquette.....	32

2006-07 MARQUETTE PLAYERS

Mike Kinsella.....	34-35
Jamil Lott.....	36-37
Ousmane Barro.....	38-39
Dan Fitzgerald.....	40-41
Dwight Burke.....	42-43
Dominic James.....	44-45
Wesley Matthews.....	46-47
Jerel McNeal.....	48-49
Maurice Acker.....	50
Lawrence Blackledge.....	51
David Cubillan.....	52
Lazar Hayward.....	53

COACHING AND BASKETBALL SUPPORT STAFF

Tom Crean.....	55-67
Jason Rabedeaux.....	68
Jerry Sichting.....	79
Bennie Seltzer.....	70
Todd Townsend.....	71
Basketball Support Staff.....	72-76

2006-07 SEASON INFORMATION

Roster.....	77
2006-07 Preview.....	78

2005-06 SEASON

Season Review.....	80-81
Statistics, Results, Superlatives.....	82-85
Game Box Scores.....	86-96

2006-07 OPPONENTS

Opponents.....	99-109
Series Records vs. 2006-07 Opponents.....	110-111
All-Time Series Records.....	112

MARQUETTE UNIVERSITY

University.....	113-120
Athletics.....	121-125
BIG EAST Conference.....	126-129

MARQUETTE BASKETBALL HISTORY

All-time Letterwinners.....	130-131
Year-by-Year Results.....	132-141
All-time vs. Ranked Opponents.....	142-144
Year-by-Year Records.....	146
Year-by-Year Team Statistics.....	147
All-time Coaching Records.....	148
Coaching Honors.....	149
All-time Postseason Results.....	150
Marquette in the Polls.....	151-152
Retired Numbers.....	153
Championship History.....	154-159

RECORDS AND AWARDS

NCAA Tournament Records.....	161-162
NIT Records.....	163-164
Pepsi Blue and Gold Classic.....	165
All-time Classic Results.....	166-167
Season-by-Season Captains and Leaders.....	168-169
All-Americans.....	170
"M" Club.....	171-172
National Awards.....	173
All-time Leaders.....	174-181
Single Game Records.....	182-183
Season Records.....	184-187
Conference Honors and Records.....	188
Bradley Center Records.....	189-190

MEDIA INFORMATION

Media Information.....	191
Marquette Radio Network.....	192
Bradley Center.....	193
Tom Crean Summer Camp.....	194
Blue and Gold Fund.....	195
TV/Radio Roster.....	196

MARQUETTE BASKETBALL INFO.

GENERAL

School.....	Marquette University
City / Zip Code.....	Milwaukee, WI 53233
Founded.....	1881
Enrollment.....	11,000
Nickname.....	Golden Eagles
School Colors.....	Blue & Gold
Arena.....	Bradley Center (18,600)
Affiliation.....	NCAA Division I
Conference.....	BIG EAST
President.....	Robert A. Wild, S.J.
Director of Athletics.....	Bill Cords
Athletic Department Phone.....	(414) 288-6303
Ticket Office Phone.....	(414) 288-GOMU (4666)
Press Row Phone.....	(414) 227-0580
University Website.....	www.marquette.edu

TEAM INFORMATION

2005-06 Overall Record.....	20-11
Home.....	14-2
Away.....	3-7
Neutral.....	3-2
Conference Record / Finish.....	10-6 / 4th place

HISTORY

First Year of Basketball.....	1916-17
All-Time Record.....	1348-849 (.614)
NCAA Tournament Appearances / Last.....	24 / 2006
NIT Appearances / Last.....	15 / 2005
Last Postseason Appearance.....	NCAA Tournament, 2006
Result.....	NCAA First Round, Lost to Alabama, 90-85

BASKETBALL STAFF

Head Coach.....	Tom Crean (C. Michigan, 1989)
Record at Marquette.....	141-76 (.650)
Career Record.....	141-76 (.650)
Basketball Office Phone.....	(414) 288-7130

Assistant Coaches:

Jason Rabedeaux (California-Davis, 1988)
Jerry Sichting (Purdue University, 1979)
Bennie Seltzer (Washington State, 1993)

Director of Operations-Men's Basketball/Head Manager:
Todd Townsend (Marquette, 2005)

Special Assistant/Event Coordinator..... Barb Kellaher
Head Athletic Trainer..... Jayd Grossman
Head Strength & Conditioning Coach..... Todd Smith
Coordinator of Basketball Operations..... Derek Deprey



A STORIED PAST... A BRIGHT FUTURE

The 2006-07 season marks the 90th year of play for Marquette basketball; a program steeped in tradition. Whether played at Marquette Gym, The Auditorium, Mecca or Bradley Center, Marquette basketball has been a model for success, integrity, dedication and a commitment to excellence. Marquette basketball has and always will be a source of pride for the University, its fans, students and alumni. From its first All-American selection in 1934, Marquette basketball has produced a myriad of great teams and players. Consider the numbers:

- 39 postseason appearances; ninth most among all Division I programs
- Three trips to the Final Four
- 1977 National Championship
- 1970 NIT Championship
- Over 1,300 victories all time
- One of just 17 schools to have won both and NCAA and NIT Championship
- 21 first team All-Americans
- 20 different players have earned 32 berths on all-conference teams in 16 years of conference affiliation
- 50 National Basketball Association (NBA) draft picks
- Five National Coach of the Year honorees





A STORIED PAST - A BRIGHT FUTURE

AL MCGUIRE CENTER

Marquette University provides its student-athletes the opportunity to train in one of the nation's elite practice facilities - The Al McGuire Center. Opened in October 2003, the facility is named after the legendary basketball coach Al McGuire who led the program to an NCAA championship, an NIT title and 295 victories in 13 seasons.

Through the generosity of alumni and friends, Marquette Basketball has been provided a facility that is unparalleled as they prepare for the BIG EAST Conference. The \$31 million practice and play facility features a 4,000 seat arena and full-size practice gym, strength and conditioning area, sports medicine and athletic training areas, coaches' offices, team locker room and lounge, and academic center.

The Al McGuire Center provides the best possible environment for the development of Marquette's student-athletes - academically, athletically and personally.

Practice Gym

Marquette Basketball's private full-size practice gym is located on the lower level of the McGuire Center. The practice court is an exact replica of the team's court at the Bradley Center.

Academic Center

The McGuire Academic Center offers comfort, space and the latest in computing technologies to support Marquette basketball players in achieving academic success. The facility features a completely wireless environment in which student-athletes can work at one of 20 computer stations, four individual tutoring rooms and an adjacent conference room.

Strength & Conditioning/ Sports Medicine Facilities

Marquette's state-of-the art 4,000 square-foot strength and conditioning facility, plus sports medicine suite that includes a three-pool hydrotherapy room, were designed to assist student athletes in reaching peak performance.

Video/Film Editing & Screening Rooms

Utilizing the latest in video technology, Marquette basketball coaches and players gather to analyze film in the team's screening room. The room features a 140" screen, DVD, VHS and computer software capabilities, surround sound and theatre-style seating.

Men's Basketball Offices, Player Lounge and Locker Room

The staff's offices, locker room and player lounge are all conveniently located within steps of the practice gym.

The names inscribed here represent people who, through their close association with Al McGuire during his coaching years at Marquette, were inspired by Coach's integrity, his compassion and his ability to connect with people. Included are Al's players, assistant coaches, athletic directors, sports information directors, student managers, student trainers, team chaplain and the team doctor - each played a key role in the men's basketball program between 1964 and 1977.

Dan Anderson
Jim Bailey
Robert J. Black
John Block
Jim Boylan
Gary Brell
Barry Brennan
Gene Bromstead
Brian Brunkhorst

John Bryant
Randy Buchmann
Jack Burke
Jim Burke
David J. Burton
Craig "Stretch" Butrym
Roger Buxton
Robert A. Byrd, Jr.
Kevin Byrne

Rocke A. Calvelli
Rick Campbell
Paul Carbins
John Cary
Jim Chermak
Jim Chones
Ric Cobb
Jim Cook
Mike Curran





CENTER

MARQUETTE & THE BIG EAST

Marquette is a member of the best college basketball conference ever assembled...the BIG EAST Conference.

The Golden Eagles membership in the BIG EAST Conference allows them to attract the interest of college basketball fans in the nation's largest media markets. BIG EAST institutions reside in nine of the nation's top 33 largest media markets, including New York, Chicago, Philadelphia, Washington, D.C., Tampa, Pittsburgh and Hartford. BIG EAST markets make up nearly one fourth of all television households in the U.S.

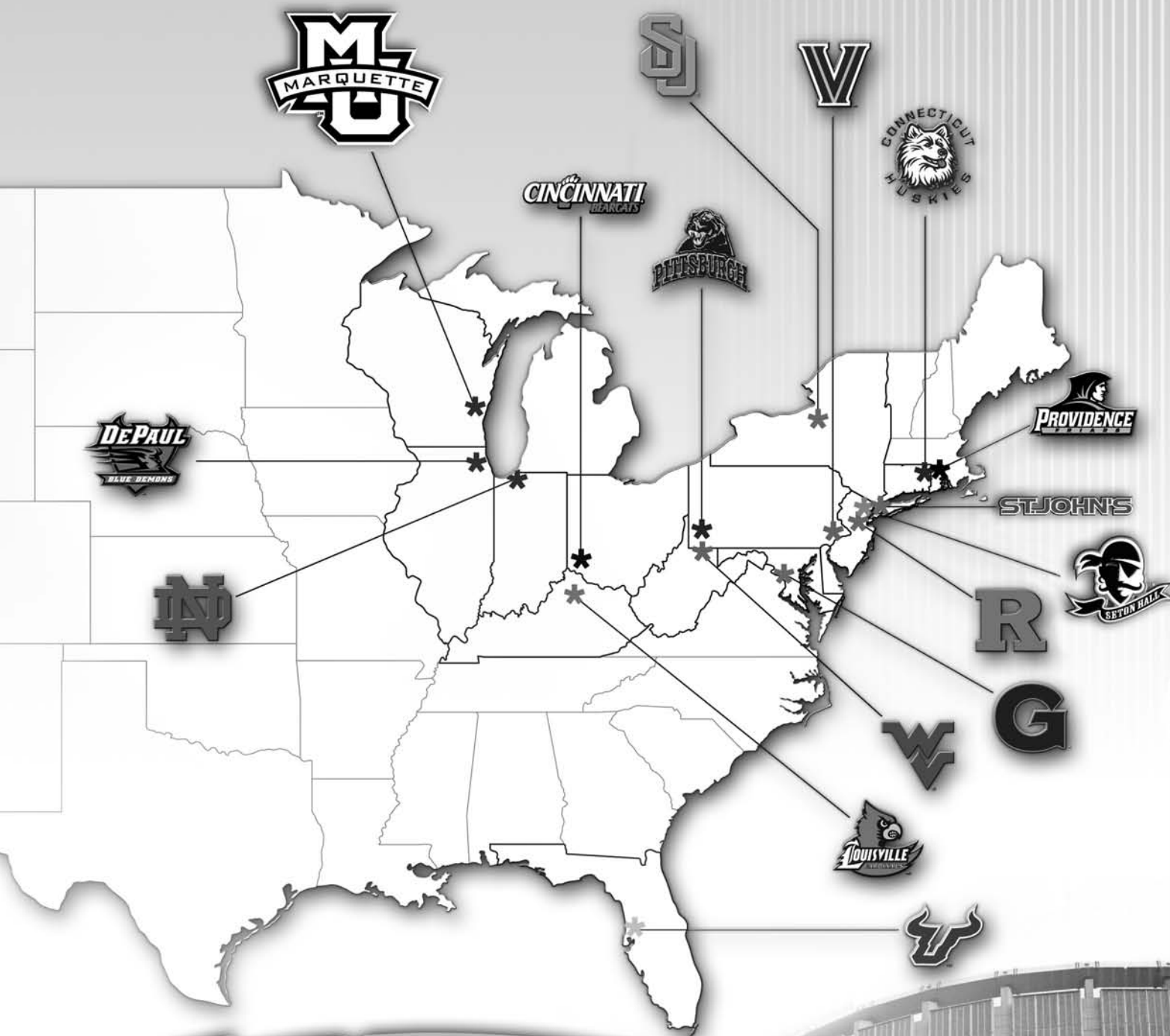
The BIG EAST Conference has long been considered a leader in innovative concepts in promotion and publicity, particularly regarding television. Those efforts have resulted in unparalleled visibility for BIG EAST student-athletes. The conference has enjoyed long-standing relationships with CBS, ESPN and ABC.

Some of the BIG EAST Conference's best students are also some of its best athletes. More than 300 student-athletes have earned Academic All-America honors.

Along with sending a record eight teams to the NCAA Tournament last season, BIG EAST basketball's achievements include:

- 13 - Final Four appearances
- 5 - National Championships
- 2 - National Players of the Year
- 20 - First Team All-Americans
- Men's basketball participants in the last six Olympic games
- 177 - NBA Draft selections





MARQUETTE

BASKETBALL

A PROUD MEMBER OF

BIG EAST
CONFERENCE



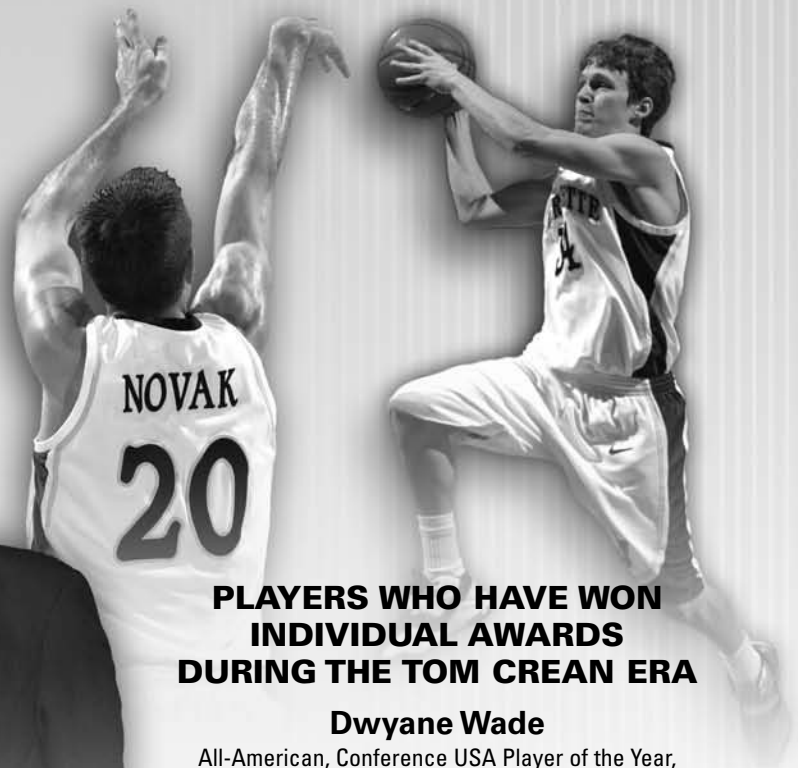
INDIVIDUAL INSTRUCTION

Marquette basketball student-athletes separate themselves from the rest through personal individual instruction. It's during these sessions with head coach Tom Crean and his staff that players have the opportunity to maximize their potential and achieve excellence.

Marquette Basketball's Individual Instruction Program is designed to help a player show constant improvement in different areas of his game while helping to assure that he is staying ahead of the competition. Through hard work, commitment, attention to detail, and competition, Marquette Basketball's Individual Instruction Program benefits the player as well as the team.



TION



PLAYERS WHO HAVE WON INDIVIDUAL AWARDS DURING THE TOM CREAN ERA

Dwyane Wade

All-American, Conference USA Player of the Year, Two-time All-Conference USA selection, Conference USA Defensive Player of the Year

Travis Diener

Three-time All-Conference USA selection All-American

Dominic James

BIG EAST Rookie of the Year BIG EAST All-Rookie Team Honorable Mention All-BIG EAST

Jerel McNeal

BIG EAST All-Rookie Team

Steve Novak

First Team All-BIG EAST Selection Conference USA Sixth Man of the Year, Conference USA All-Freshman team

Robert Jackson

All-Conference USA selection

Cordell Henry

Two-time All-Conference USA selection

Brian Wardle

Two-time All-Conference USA selection

Last season, Steve Novak was one of four unanimous selections to the all-Big East Conference first team and was selected in the second round of the 2006 NBA Draft by the Houston Rockets. Freshman guards Dominic James and Jerel McNeal earned all-Big East Rookie team honors, and James was named the league's rookie of the year.

In 2005, Travis Diener became Marquette's fourth consecutive All-Conference USA first team selection and was selected by the Orlando Magic in the 2005 NBA Draft.

In 2003, Dwyane Wade became Marquette's first Associated Press First Team All-America selection since 1978, while also capturing Conference USA Player of the Year honors. The year prior, Wade was a Conference-USA first team selection and an honorable mention AP All-American.

Along with Wade in 2003, Travis Diener and Robert Jackson both were selected to Conference USA's second team, and Steve Novak was picked to the Conference's All-Freshman Team as well as being chosen the league's Sixth Man of the Year.

Other beneficiaries of MU's Individual Instruction Program include Cordell Henry, a second team all-league honoree in 2001-02 and third-team member in 2000-01, and Brian Wardle, a two-time all-conference selection who became the first Marquette player to earn Conference USA first team honors (2000-01).

Overall, Tom Crean has developed 17 All-Conference selections in his seven years at Marquette.



STRENGTH & CONDITIONING

Being a successful Division I basketball player takes a commitment in a number of areas, one of which is a desire to improve one's strength and conditioning.

The goals of the Marquette Basketball Strength and Conditioning program are injury prevention, strengthening of muscles, joints, and connective tissue, and becoming a tougher basketball player. This is done through a year-round, comprehensive, total body strength and conditioning program. This systematic program aggressively challenges the athlete from every angle and helps them overcome adverse situations both physically and mentally.

The Golden Eagles conduct their strength training in the Al McGuire Center weight room, a state-of-the-art, 4,000-square foot facility that features 25 pieces of Hammer Strength equipment. In addition, it contains two Vertimax jump training stations, a specially designed speed and quickness area and over 15 pieces of cardio equipment by Life Fitness.



TH



Under the direction of Head Strength and Conditioning Coach Todd Smith, the strength and conditioning program at Marquette benefits the athlete through an increase in flexibility, agility, strength and endurance that they experience. In addition, Smith's workouts provide a mental toughness that will help the player in crucial situations.



STRENGTH & CONDITIONING



ACADEMIC SUPPORT


Attending Marquette University not only provides a student-athlete an opportunity to play college basketball at the highest level, but also allows him an opportunity to take advantage of a wealth of academic opportunities that are available.

Marquette University is committed to providing its student-athletes every opportunity to be successful off the court. Resources are available to student-athletes that allow them to achieve their academic goals while preparing them for success in the post-college life.

To prepare student-athletes for the challenges of life beyond the arena of competition, Marquette University has developed The Eagle Flight Plan. The plan was created to insure that athletes, who tend to be a segregated group on campus, have opportunities to develop as a "whole person."

The Eagle Flight Plan is designed to first help student-athletes bridge the gap between high school and college life. Programming in personal and academic development enhances student-athlete growth during their college years and helps them realize higher academic achievement along with a higher level of maturity and self-responsibility. The plan is also designed to connect college life to the world of work and to encourage students to make meaningful contributions to their communities.

Receiving a diploma from Marquette opens many doors to a successful career once college is over. Whatever your professional aspirations are, it's important to select a school that places a high priority on academics and allows you to take advantage of the educational opportunities available.



"The academic support staff at Marquette is dedicated to helping us succeed. They are always willing to provide assistance and go the extra mile in making sure that we are on track with our classes."

*— JOE CHAPMAN
Class of 2006*



TOM CREAN'S GRADUATES

DID YOU KNOW?

- That 50 of 52 Marquette players have graduated over the past 16 years
- The Marquette Basketball program won the C-USA Sport Academic Award (*Highest GPA in the conference*) three times
- Former Marquette player Bart Miller received the 1999-2000 C-USA Basketball Student-Athlete of the Year Award
- Since 1984-85, Marquette University has graduated 93% of all student athletes



Marquette's Academic staff: Maureen Lewis, Tom Ford and Adrienne Trice





NATIONAL MEDIA EXPOSURE

The Marquette basketball program plays before national and regional television audiences while being reported upon by some of the largest newspapers in the country.

Marquette basketball is recognized on a state, regional, and national basis by both the print and electronic media. Media exposure is an integral part of building and maintaining a program and Marquette basketball has significant appeal around the country.

Marquette has made over 67 television appearances since 2002 and will have no fewer than 12 nationally televised games in 2006-07.



College basketball preview
Sports
 Making the point

Lindy's Basketball
 YOUR COMPLETE GUIDE TO COLLEGE BASKETBALL
 2004-2005
Badgers: Reloaded
Marquette's Golden Again
The lives of Eddie Sutton

Athlon Sports College Basketball
 AMERICA'S PREMIER SPORTS ANNUALS
 2005-06 NCAA PREVIEW CONFERENCE-BY-CONFERENCE PREVIEW, RECRUITING & MORE!
Beware of the Badgers
Can Eagles Soar in Big East?

Sports Illustrated
TRIPLE THREAT
 First year at Marquette, Edinburg's Smith has three teams he can play for in the Big East conference. From guard to forward, James emerged as one of the more dynamic players in the East. Follow sophomore Mookie Williams and Joel McNeal lead promising rookie season, and now the top is ready to shoot, steal, rebound and make a name in the Big East in March.

Lindy's Basketball
 YOUR COMPLETE GUIDE TO COLLEGE BASKETBALL
 2005-2006
80'S BOYS BACK FOR MORE
CREAN'S KIDS RELOAD
BRUCE WEBER PROFILE

Wisconsin Pride
 Meet the Diener's of Fond du Lac, the first family of heartland hoops—three generations that have shot and smiled through stardom and sorrow
 BY CHARLES R. FIERCE

NCAA COUNTDOWN
FINAL
MARQUETTE GOES AFTER
 KANSAS SYRACUSE TEXAS

Athlon Sports College Basketball
 AMERICA'S PREMIER SPORTS ANNUALS
 2004-05 NCAA PREVIEW CONFERENCE-BY-CONFERENCE PREVIEW, SCHEDULES, RECRUITING & MORE!
Can Eagles Bounce Back

Street & Smith's College Basketball
 2004-05 National Preview
Diener's Club
 Three-point bomber Travis Diener makes Marquette a C-USA contender



15

NATIONAL MEDIA EXPOSURE



GAMEDAY AT MARQUETTE

Marquette is 224-70 all-time in 18 seasons at the Bradley Center, including a remarkable 74-12 record over the last four years. The Golden Eagles have drawn 1.5 million fans since Tom Crean took over 1999 and are the only non-football school to rank among the top 20 nationally in attendance since 2003.


In 2005-06, Marquette's average attendance ranked third in the BIG EAST and 18th in the nation.

Tom Crean has energized Marquette basketball fans and made the Bradley Center one of college basketball's toughest places to play.

Marquette's Top 10 Crowds at the Bradley Center

1.	Pittsburgh	February 18, 2006	19,007
2.	Notre Dame	January 20, 2006	18,874
3.	Louisville	February 15, 2003	18,850
4.	Cincinnati	March 1, 2003	18,790
5.	DePaul	March 1, 2002	18,788
6.	Louisville	February 16, 2002	18,753
7.	Providence	March 4, 2006	18,712
8.	Cincinnati	February 2, 2002	18,698
9.	Wisconsin	December 14, 2002	18,677
10.	DePaul	January 24, 2004	18,645





17

GAMEDAY AT MARQUETTE

BIG EAST
CONFERENCE

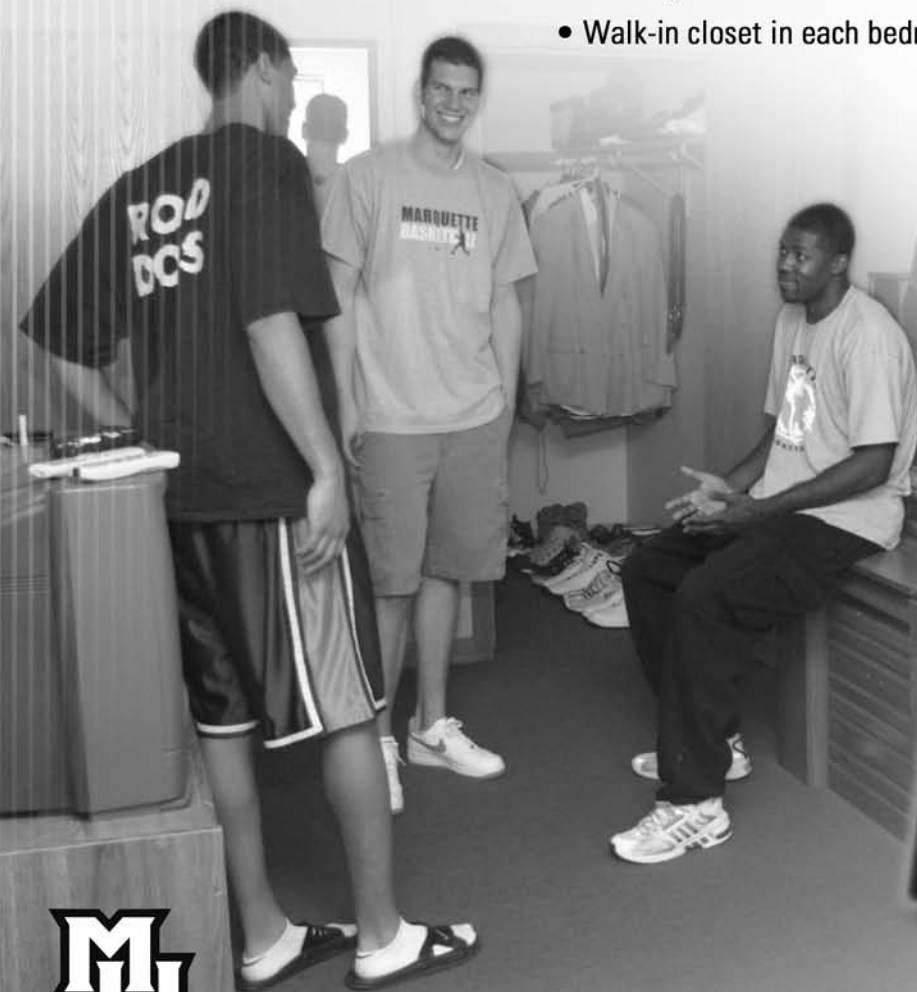
OFF THE COURT



FIRST CLASS LIVING ACCOMMODATIONS

Marquette basketball players enjoy first class living accommodations. All players live in Humphrey Hall, which has the largest rooms of any housing facility on campus. Two players reside in each two-bedroom apartment. The following is a list of just some of the Humphrey Hall amenities:

- Almost 1,000 square feet of living space
- On-line computer access
- Kitchen with stove and refrigerator
- Central air conditioning
- Laundry facilities on each floor
- Walk-in closet in each bedroom
- Cable television
- Nine Windows
- Private bath
- Fully carpeted
- Two Large Bedrooms





TRAVELING FIRST CLASS

To ensure that players are home to attend class the day after a road game, Marquette charts a Midwest Airlines airplane. The 60-seat carrier has all first-class seats and, more importantly, gets the team home the same night following a game and enables players to get to all their classes the next day.



BASKETBALL TRAINING TABLE

The Marquette men's basketball team keeps its strength and energy up by eating healthy and nutritious meals at the team's training table. Located at the Alumni Memorial Union, just steps from Humphrey Hall, Marquette players choose from a variety of hot entrees, vegetables, fruits, cold cuts and salads in order to maintain a healthy diet which helps enhance their performance.




MARQUETTE & THE NBA

Marquette has had 50 players selected in the NBA Draft and 12 in the ABA Draft beginning with its first, Gene Berce in 1948.

In 2003, Dwyane Wade became the fourth Marquette basketball player to be selected in the first round when the Miami Heat made him the fifth overall selection.



Travis Diener



Dean Meminger

MARQUETTE'S NBA & ABA PLAYERS

GLENN ADAMS

1938-40 Sheboygan (NL)

RALPH AMSDEN

1940-41 Sheboygan (NL)

GENE BERCE

1948-49 Oshkosh (NL)

1949-50 Tri-Cities

BRIAN BRUNKHORST

1968-69 Los Angeles (ABA)

JIM CHONES

1972-73 New York (ABA)

1973-74 Carolina (ABA)

1974-79 Cleveland

1979-80 Los Angeles

1981-82 Washington

TOM COPA

1991-92 San Antonio

1992 Houston

CHRIS CRAWFORD

1997-present Atlanta

TRAVIS DIENER

2005-present Orlando

WILLIAM DOWNEY

1947-48 Providence (BAA)

BO ELLIS

1977-80 Denver

ED ERBAN

1941-42 Toledo (NL)

1943-46 Oshkosh (NL)

1946-47 Syracuse (NL)

ERWIN GRAF

1938-39; 42-43 Sheboygan (NL)

GEORGE HESIK

1938-39 Akron (NL)

1939-42 Sheboygan (NL)

DON KOJIS

1963-64 Baltimore

1964-66 Detroit

1966-67 Chicago

1967-70 San Diego

1970-72 Seattle

1972-74 Kansas City; Omaha

1974-75 Kansas City

WILLIAM KOMENICH

1941-43; 44-45 Oshkosh (NL)

BOB LACKEY

1972-74 New York (ABA)

BUTCH LEE

1978-79 Atlanta; Cleveland

1979-80 Cleveland

1980-81 Los Angeles

MAURICE LUCAS

1974-76 St. Louis (ABA)

1976-80 Portland

1980-81 New Jersey

1981-82 New York

1982-85 Phoenix

1985-86 Los Angeles Clippers

1986-88 Seattle

WALT MANGHAM

1961-63 Pittsburgh (ABL)

JAMES MCCOY

1961-63 Pittsburgh (ABL)

AMAL MCCASKILL

1996-97 Orlando

1998-99 Miami

2001-02 San Antonio

2003-04 Philadelphia

WILLIAM MCDONALD

1940-44 Sheboygan (NL)

1944-45; 46-47 Chicago (NL)

ALLIE MCGUIRE

1973-74 New York

JIM MCILVAINE

1994-96 Washington

1996-98 Seattle

1998-2001 New Jersey

LARRY MCNEILL

1973-76 Kansas City

1976-77 New York Nets;

Golden State

1977-78 Golden State;

Buffalo

1978-79 Detroit

DEAN MEMINGER

1971-74 New York

1974-76 Atlanta

1976-77 New York

RAY MORSTADT

1937-40 Akron (NL)

ED MULLEN

1937-40 Oshkosh (NL)

STEVE NOVAK

2005-present Houston

DAVE QUABIUS

1938-41 Sheboygan (NL)

1942-43 Oshkosh (NL)

GLENN "DOC" RIVERS

1983-91 Atlanta

1991-92 Los Angeles Clippers

1992-94 New York

1994-96 San Antonio

TONY SMITH

1990-94 Los Angeles Lakers

1994-95 Phoenix

1995-96 Phoenix, Miami

1996-97 Charlotte

1997-98 Milwaukee

PAUL SOKODY

1938-42 Sheboygan (NL)

1942-43 Chicago (NL)

EARL TATUM

1976-77 Los Angeles

1977-78 Los Angeles;

Indiana

1978-79 Boston;

Detroit

1979-80 Cleveland

JOE THOMAS

1970-71 Phoenix

GEORGE THOMPSON

1969-72 Pittsburgh (ABA)

1972-74 Memphis (ABA)

1974-75 Milwaukee

BERNARD TOONE

1979-80 Philadelphia

DWYANE WADE

2003-present Miami

LLOYD WALTON

1976-80 Milwaukee

1980-81 Kansas City

JEROME WHITEHEAD

1978-80 San Diego

1980-81 Dallas; Utah;

Cleveland

1981-84 San Diego

1984-88 Golden State

MICHAEL WILSON

1983 Washington

1985 New Jersey;

Cleveland

SAM WORTHEN

1980-81 Chicago



Jim Chones



George Thompson



Dwyane Wade



MARQUETTE ALL-TIME DRAFT PICKS

YEAR	PLAYER	TEAM	ROUND	OVERALL PICK
1948	Gene Berce	New York	NA	NA
1956	Terry Rand	Minneapolis	NA	NA
1960	Walt Mangham	New York	10	72
1961	Don Kojis	Chicago	2	21
1963	Dave Erickson	Detroit	4	31
1967	Bob Wolf	Chicago	7	70
1968	Brian Brunkhorst	New York	6	72
	Brad Luchini	Milwaukee	11	146
1969	George Thompson	Boston	5	66
1970	Joe Thomas	Phoenix	6	95
	Jeff Sewell	San Francisco	8	121
	Ric Cobb	Phoenix	12	190
1971	Dean Meminger	New York	1	16
	Gary Brell	Milwaukee	3	51
1972	Bob Lackey	Atlanta	5	71
1973	Larry McNeill	Kansas City-Omaha	2	25
	Jim Chones	Los Angeles	2	31
	Allie McGuire	New York	3	49
1974	Maurice Lucas	Chicago	2	14
	Marcus Washington	Houston	10	166
1975	Jerry Homan	New York	8	134
1976	Earl Tatum	Los Angeles	2	21
	Lloyd Walton	Milwaukee	3	40
1977	Bo Ellis	Washington	1	17
1978	Butch Lee	Atlanta	1	10
	Jerome Whitehead	Buffalo	2	41
	Jim Boylan	Buffalo	4	68
	Ulice Payne	Detroit	9	174
	Gary Rosenberger	Milwaukee	9	182
1979	Bernard Toone	Philadelphia	2	37
	Odell Ball	Denver	6	122
1980	Sam Worthen	Chicago	2	26
	Robert Byrd	Chicago	7	142
1981	Oliver Lee	Chicago	4	84
	Artie Green	Milwaukee	10	225
1982	Michael Wilson	Cleveland	3	47
	Dean Marquardt	Detroit	6	147
	Brian Nyenhuis	Detroit	7	170
1983	Glenn "Doc" Rivers	Atlanta	2	31
	Terrell Schlundt	Dallas	7	148
1984	Marc Marotta	New York	9	201
1985	Walter Downing	LA Lakers	6	138
1987	David Boone	Denver	4	77
1990	Tony Smith	LA Lakers	2	51
1994	Jim McIlvaine	Washington	2	32
1996	Amal McCaskill	Orlando	2	49
1997	Chris Crawford	Atlanta	2	51
2003	Dwyane Wade	Miami	1	5
2005	Travis Diener	Orlando	2	38
2006	Steve Novak	Houston	2	32

AMERICAN BASKETBALL ASSOCIATION (ABA) DRAFT SELECTIONS

YEAR	PLAYER	TEAM	ROUND
1967	Bob Wolf	New York	5
1968	Brian Brunkhorst	Los Angeles	12
1969	George Thompson	Minnesota	2
1970	Jeff Sewell	Indiana	15
1971	Dean Meminger	Indiana	7
	Gary Brell	Denver	12
1972	Jim Chones	New York	1
	Bob Lackey	New York	3
1972*	George Thompson	Memphis	1
1973	Maurice Lucas	Carolina	1
	Allie McGuire	Virginia	2
1974	Marcus Washington	Carolina	9



Jerome Whitehead

Earl Tatum

Jim McIlvaine

Maurice Lucas

Butch Lee

Don Kojis

Bo Ellis

Lloyd Walton

Tony Smith

DOC AND DWYANE

GLENN "DOC" RIVERS

An All-American at Marquette in 1982, Doc closed out his career with 1,234 points and still ranks prominently among the school's all-time leaders in points, assists and steals.

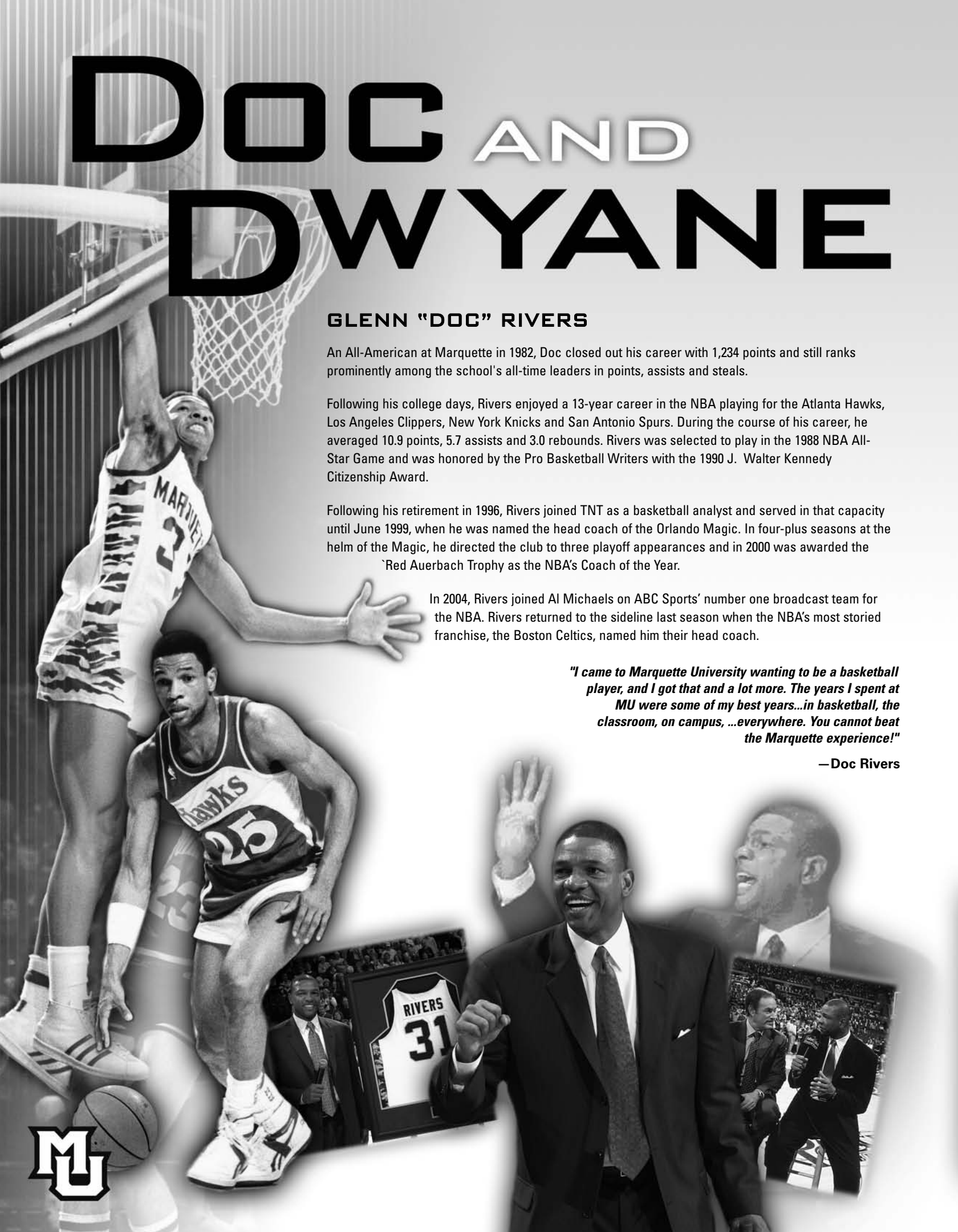
Following his college days, Rivers enjoyed a 13-year career in the NBA playing for the Atlanta Hawks, Los Angeles Clippers, New York Knicks and San Antonio Spurs. During the course of his career, he averaged 10.9 points, 5.7 assists and 3.0 rebounds. Rivers was selected to play in the 1988 NBA All-Star Game and was honored by the Pro Basketball Writers with the 1990 J. Walter Kennedy Citizenship Award.

Following his retirement in 1996, Rivers joined TNT as a basketball analyst and served in that capacity until June 1999, when he was named the head coach of the Orlando Magic. In four-plus seasons at the helm of the Magic, he directed the club to three playoff appearances and in 2000 was awarded the Red Auerbach Trophy as the NBA's Coach of the Year.

In 2004, Rivers joined Al Michaels on ABC Sports' number one broadcast team for the NBA. Rivers returned to the sideline last season when the NBA's most storied franchise, the Boston Celtics, named him their head coach.

"I came to Marquette University wanting to be a basketball player, and I got that and a lot more. The years I spent at MU were some of my best years...in basketball, the classroom, on campus, ...everywhere. You cannot beat the Marquette experience!"

— Doc Rivers



**GLENN "DOC" RIVERS AND DWYANE WADE,
BOTH FORMER MARQUETTE BASKETBALL STANDOUTS,
ARE TWO OF THE NBA'S MOST RESPECTED FIGURES.**

DWYANE WADE


One of the most decorated players in Marquette Basketball history, Dwyane Wade had a profound and successful impact during his three-year affiliation with the Golden Eagles' program. Wade helped lead Marquette to 53 victories, two NCAA appearances, the 2003 Final Four and the sixth best winning percentage in Division I in his two seasons of play.

Wade's unbelievable final season of play in 2002-03 resulted in a myriad of national recognition. He was named a first team Associated Press All-American, the school's first such selection since 1978, one of five finalists for the Wooden Award, and also garnered Conference USA's Player of the Year and Defensive Player of the Year awards.

Wade holds the school seasonal scoring record with 710 points and finished his career ranked among Marquette's all-time leaders in points, blocks and steals.

Wade has become one of the marquee superstars since being selected fifth overall by the Miami Heat in the 2003 NBA Draft. In just his third NBA season, Wade helped lead his team to a six-game victory over the Dallas Mavericks in the 2006 NBA Finals by averaging 34.7 points and 7.8 rebounds. His record-breaking finals performance earned him MVP honors. Wade is a two-time All-Star, was a second team All-NBA and All-NBA defensive team selection, and has twice represented his country in international competition.

Wade's star off the court shines just as bright, having made appearances in *GO*, *People* and *Time* Magazine, as well as securing endorsement deals with Converse, Gatorade and Lincoln.



N 3

DOC AND DWYANE



AFTER MARQUETTE

Former Marquette basketball players have gone on to successful careers in medicine, insurance, banking, sales, and government, just to name a few, as a result of their Marquette education.


Some of those include:





Craig Butrym
Vice President Network Services Group, Genuity



Ric Cobb
*Financial Account Executive,
City Street*



Willie Hines, Jr.
*City of Milwaukee
Common Council Alderman*




Bronson Haase
President/CEO, Wisconsin Gas



Bob Chmielewski
*Special Agent,
Northwestern
Mutual Life*



Dr. Jim Langenkamp
Orthopedic Surgeon



Robert Jackson
Owner, M & R Clothing





Gerry Hopfensperger
Retired School Principal




Marc Marotta
Partner, Foley & Lardner



Allie McGuire
*Senior Vice President Sales,
Fidelity Investments*




Ulice Payne
*Chairman, Bradley Center Board of Directors
President and CEO, Addison-Clifton LLC*




Maurice Lucas
*Executive Vice President,
National Compu Screen*



Joe Thomas
*Assistant Legal Counsel,
Wisconsin Department of Commerce*




Jim Smith
*Athletic Director,
St. John's University (Minnesota)*



Bart Miller
*Structural Engineer,
Walter P. Moore & Associates*

George Thompson
*Vice President Corporate
Communications,
Briggs & Stratton*



25

AFTER MARQUETTE

QUALITY EDUCATION

Marquette University has been educating people of faith to be leaders in their professional lives, their communities and in society for 125 years. Since the first graduating class of five men were awarded bachelor of arts degrees in the 1880s, Marquette has grown into a modern coed campus serving more than 11,000 students and delivering nationally admired undergraduate, graduate and professional programs. The university's Catholic, Jesuit tradition is reflected in these outstanding academic opportunities as well as in the university's active and committed partnership with the surrounding community.

Today's Marquette students are working adults seeking advanced professional training, graduate students in search of unique research opportunities, students pursuing law and dental degrees, and undergraduate students who choose a university that offers all of the cultural and professional enrichment guaranteed by its location in the heart of the nation's 22nd largest city.

Whether it's preparing students for their first job or putting graduate and professional scholars on the road to even greater success and achievement, Marquette's academic programs have what it takes. They're delivered by teacher-scholars at the top of their fields who are respected for funded research in areas ranging from the humanities to the sciences.

CONSIDER THESE MEASURES OF ACADEMIC EXCELLENCE:

- U.S. News & World Report ranked Marquette No. 85 among national universities granting doctoral degrees for 2006.
- Graduate school rankings from U.S. News & World Report gave Marquette top scores as well. The Law School ranked in the top 100 for 2004 and 2005 and the dispute resolution program was 13th (2005); the College of Nursing's graduate programs scored 53rd (placing the college in the top 20 percent of programs around the country) and nursing-midwifery was 13th (2004); the part-time master's in business administration was ranked 11th (2004); the physical therapy program was ranked 16th (2005); the biomedical engineering program was 31st (2005); the physician assistant program was ranked 33rd (2004); the School of Education was ranked 68th (2005); speech-language pathology was ranked 72nd; and clinical psychology (doctorate) was ranked 113th (2005).
- Marquette was ranked in the top 10 of Entrepreneur magazine's annual ranking of the top entrepreneurial college programs in the nation for 2004.
- The Princeton Review named Marquette one of the best universities in the Midwest and among the top 20 schools "where students never stop studying" (2003).
- The American Psychological Association of Graduate Students named Marquette's Department of Counseling and Educational Psychology the Department of the Year in 2002 for its outstanding commitment to graduate students and faculty/ students relations.
- The College of Nursing offers one of only five Ph.D. programs with a teacher-scholar focus.
- Our medical school acceptance rate surpasses the national average.
- Alumni serve in senior leadership positions at major U.S. companies including Kimberly-Clark Corp., CDW Computer, Manpower Inc., the American Cancer Society, Fox Sports Network, Teen People magazine, Ebony magazine and the e-magazine Salon.com (that's just a few).
- Multiple alumni have won the venerated Pulitzer Prize for journalism.



A message from
ROBERT BLUST
Dean of Admissions



MARQUETTE UNIVERSITY IS...

GATHOLIC AND JESUIT

Where much is expected of those who are given much. Where you will be asked questions without easy answers. Where men and women share their talents and compassion through service to others. Where God is part of the conversation. Where you will learn to appreciate life's rich gifts.

DIVERSE

Where you will live and learn with 11,000 students from all over the world. Where you will meet students who look, think and act very much like you, and more who don't. Where common ground is established by understanding and embracing differences.

A UNIVERSITY

Where a rigorous core curriculum will make you a sharper thinker, writer and speaker. Where you'll have instant and constant access to world-class faculty. Where passions for great teaching and great research intersect in great professors. Where six colleges and dozens of majors offer infinite possibilities.

IN THE CITY

Where your classroom goes beyond your campus. Where countless internships and opportunities for fun are within minutes of campus. Where what you learn will be connected with what you can do with it.

TRANSFORMATIONAL

Where you will learn to be a leader in your profession and a leader in your community. Where competence is nothing without compassion. Where you will realize you can make the world a better place. Where your moral compass will become a trusted instrument. Where you'll become the person you always wanted to be.

QUICK PROFILE

Location: Milwaukee, Wisconsin

Affiliation: Catholic, Jesuit

Founded: 1881

Named for: Père (Father) Jacques Marquette, S.J.

President: Rev. Robert A. Wild, S.J.

Campus: approximately 80 acres
13-acre outdoor athletic complex
8 residence halls

Students: 7,775 undergraduates
11,335 total students (including dental, graduate and law schools)
All states and more than 80 countries represented in student population

Student-to-faculty ratio: 15 to 1
Average lower-division class size: 28
Average upper-division class size: 23

Academic units: Helen Way Klingler College of Arts and Sciences
College of Business Administration
J. William and Mary Diederich College of Communication
College of Engineering
College of Health Sciences
College of Nursing
School of Dentistry
School of Education
Law School
College of Professional Studies

Student Organizations

More than 185 student organizations, including:

- academic and professional
- multicultural
- performing arts
- student government and programming
- fraternities and sororities
- special interest
- service organizations
- university ministry

WELCOME TO MILWAUKEE

Welcome to Southeastern Wisconsin, the home of beautiful scenery and friendly people. Milwaukee has been nicknamed "A Great Place on a Great Lake," a name that really applies to the entire region, from Ozaukee County south to the Illinois state line and from Lake Michigan west to the glacial hills of Waukesha and Washington counties.

Nestled on the western shores of Lake Michigan, this region is the hidden jewel of the Upper Midwest. It blends small town ambiance and big city excitement into a way of living that quickly captures the hearts of newcomers, many of whom never want to move away. Southeastern Wisconsin offers a wealth of business and social opportunities. Its diversified economy is built on a firm foundation of industrial, high-tech and service jobs. The area's rich ethnic heritage has spawned a variety of colorful events and award-winning restaurants. But this is no news to people who live here. Southeastern Wisconsin has been a great home town since Native Americans arrived hundreds of years ago.

For festivals and fun, Milwaukee can't be beat. From May through September the city vibrates with a dizzying array of activities, including parades, music festivals, ethnic celebrations and church socials, bicycle races, sailing regattas, block parties and art fairs.

Besides Marquette basketball, Milwaukee offers sports fans professional basketball, baseball, football, soccer and hockey.

There are more than 15,000 acres of parkland in Milwaukee County alone, or about one acre for every 60 residents. This includes several miles of public lakefront along the eastern edge of the downtown.

And for those who are itching to drive, there are many nearby attractions, both man-made and natural. Chicago and Madison are less than 90 minutes away, while Wisconsin's North Woods, Michigan's Upper Peninsula and beautiful Door County can be reached in just a few hours.

The city of Milwaukee is located on the western shore of Lake Michigan, about 90 miles north of Chicago. With a population of 578,887, it is the largest city in Wisconsin and the 22nd-largest city in the nation.






20

WELCOME TO MILWAUKEE

BIG EAST
CONFERENCE

A FAMILY AFFAIR

Led by head coach Tom Crean, the Marquette basketball family is a large, close-knit, selfless, team-oriented group that is committed to creating the best possible environment for the student-athlete. From the Crean Family, to members of the athletic department administrative staff, each will play a role in shaping the student-athletes' experience at Marquette University.



Crean Family



Seltzer Family



Rabedeaux Family



Sighting Family



Deprey Family



Maccoux Family



Kellaheer Family




MARQUETTE




Broeker Family



Cords Family




Nasiopulos Family



Pintens Family



Josetti Family



Robert Family



McInerney Family



Grossman Family



Fowler Family



Raasch Family



Ford Family



Harbaugh Family

WHY MARQUETTE

STEVE NOVAK - Class of 2006

"I chose Marquette because there was no program I was interested in that was going to work as hard or win a national championship as quickly."

TRAVIS DIENER - Class of 2005

"Marquette has a great basketball tradition and to have been a part of that is something that I valued a great deal."

TERRY SANDERS - Class of 2004

"Looking back, I can honestly say that going to Marquette was the best thing that could have happened to me as a player, student and person. I have been part of an outstanding basketball program and have attended a great academic institution."

JEREL MCNEAL - Sophomore

"I chose Marquette because it is a hard-working program with great tradition and a good family environment."

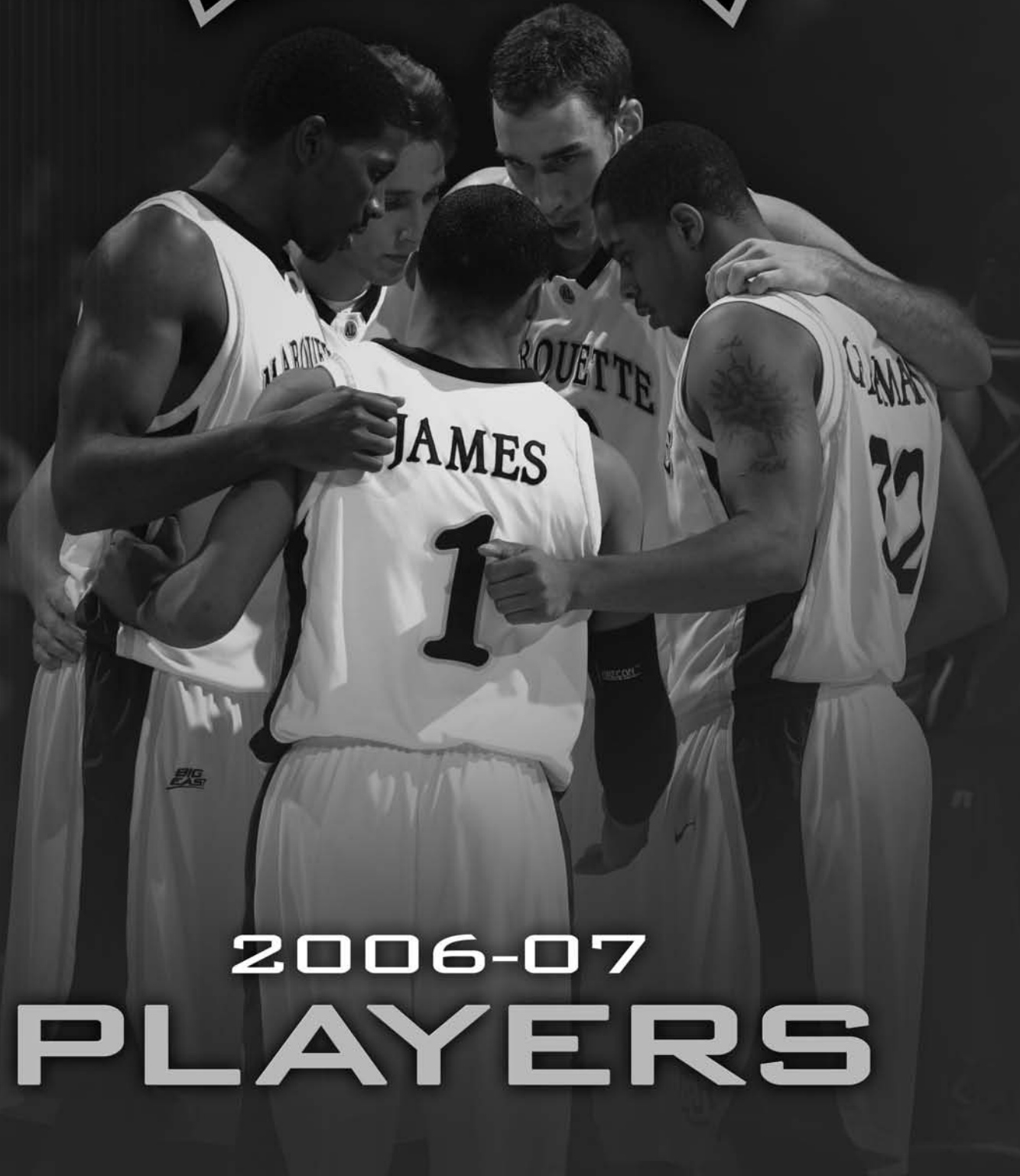
ON

WHY MARQUETTE



MARQUETTE

BASKETBALL



2006-07

PLAYERS

40



04

MIKE KINSELLA

40



CAREER HIGHS

Points	6	Twice	
Rebounds	3	Four Times	
Field Goals	3	Illinois State	(11/15/04)
FG Attempts	5	Twice	
Three FG	—		
Three FG Att.	—		
Free Throws	2	Twice	
Free Throw Att.	2	Three	
Assists	1	Twice	
Steals	1	W. Carolina	(11/13/04)
Blocks	3	Notre Dame	(1/20/05)
Minutes	16	Oakland	(12/19/04)

2005-06 HIGHS

Points	3	Oakland	(12/19)
Rebounds	3	Villanova	(2/4)
Field Goals	1	Six Times	
FG Attempts	4	S. Dakota State	(12/3)
Three FG	—		
Three FG Att.	—		
Free Throws	1	Oakland	(12/19)
Free Throw Att.	2	Oakland	(12/19)
Assists	1	Notre Dame	(1/20)
Steals	—		
Blocks	3	Notre Dame	(1/20)
Minutes	16	Oakland	(12/19)

2005-06 GAME-BY-GAME STATS

Opponent	Date	GS	Min	FG	Pct	3FG	Pct	FT	Pct	Off-Def	Tot	Avg	PF	FO	A	TO	Bk	Stl	Pts	Avg	
Rice	11/18																				
Winthrop	11/19																				
vs Eastern Wash.	11/23																				
vs Oral Roberts	11/25																				
vs South Carolina	11/26																				
Nebraska	11/30																				
South Dakota St.	12/3	7	14	25.0	0-0	—	0-0	—	0-0	0	0.0	2	0	0	1	0	0	0	2	2.0	
Valparaiso	12/7	2	0-0	—	0-0	—	0-0	—	0-1	1	0.5	0	0	0	0	0	0	0	0	1.0	
at Wisconsin	12/10																				
Oakland	12/19	16	1-2	50.0	0-0	—	1-2	50.0	1-0	1	0.7	2	0	0	1	0	0	0	3	1.7	
Delaware State	12/22	4	1-1	100.0	0-0	—	0-0	—	0-1	1	0.8	0	0	0	0	0	0	0	2	1.8	
Lewis	12/28	3	1-1	100.0	0-0	—	0-0	—	0-0	0	0.6	1	0	0	2	0	1	0	2	1.8	
Connecticut	1/3	0	0-0	—	0-0	—	0-0	—	0-0	0	0.5	0	0	0	0	0	0	0	0	1.5	
Cincinnati	1/7																				
at Seton Hall	1/11	3	0-0	—	0-0	—	0-0	—	0-0	0	0.4	1	0	0	0	0	0	0	0	1.3	
at West Virginia	1/14	1	0-0	—	0-0	—	1-2	50.0	0-0	0	0.4	0	0	0	0	0	0	0	1	1.3	
at DePaul	1/17																				
Notre Dame	1/20	15	1-1	100.0	0-0	—	0-0	—	0-2	2	0.6	1	0	1	1	3	0	0	2	1.3	
DePaul	1/25	4	1-2	50.0	0-0	—	0-0	—	1-0	1	0.6	1	0	0	0	0	0	0	2	1.4	
at Pittsburgh	1/28	7	1-1	100.0	0-0	—	1-2	50.0	0-0	0	0.5	1	0	0	0	0	0	0	3	1.5	
St. John's	2/1	*	11	0-1	0.0	0-0	—	0-2	—	0-1	1	0.6	1	0	1	0	0	0	0	1.4	
at Villanova	2/4	*	7	0-2	0.0	0-0	—	0-0	—	1-2	3	0.8	0	0	0	2	1	0	0	1.3	
at Rutgers	2/12																				
Georgetown	2/16																				
Pittsburgh	2/18																				
at Notre Dame	2/25																				
Providence	3/4	6	0-0	—	0-0	—	0-0	—	0-0	0	0.7	0	0	0	1	0	0	0	0	1.2	
vs Georgetown	3/9																				
vs Alabama	3/16																				

2004-05 GAME-BY-GAME STATS

Opponent	Date	GS	Min	FG	Pct	3FG	Pct	FT	Pct	Off-Def	Tot	Avg	PF	FO	A	TO	Bk	Stl	Pts	Avg	
Western Carolina	11/14	4	0-2	0.0	0-0	—	0-0	—	0-1	1	1.0	2	0	0	2	0	1	0	0	0.0	
Illinois State	11/15	11	3-3	100.0	0-0	—	0-0	—	1-2	3	2.0	4	0	0	1	0	0	0	6	3.0	
Air Force	11/16	5	1-2	50.0	0-0	—	0-0	—	0-0	0	1.3	1	0	0	0	0	0	0	2	2.7	
Sam Houston St.	11/19	4	0-2	0.0	0-0	—	2-2	100.0	2-1	3	1.8	5	1	0	1	0	0	0	2	2.5	
Kent State	11/20	2	0-0	—	0-0	—	0-1	—	0-0	0	1.4	0	0	0	0	0	0	0	0	2.0	
at Oakland	11/27																				
Delaware State	12/1																				
South Dakota St.	12/7																				
Wisconsin	12/11																				
Arizona	12/18																				
Nebraska	12/21																				
Coppin State	12/29																				
IPFW	1/2	6	1-3	33.3	0-0	—	0-0	—	0-3	3	1.7	4	0	0	0	0	0	0	2	2.0	
at Tulane	1/8	1	0-1	0.0	0-0	—	0-0	—	0-0	0	1.4	0	0	0	0	0	0	0	0	1.7	
at Memphis	1/13																				
USF	1/15																				
at DePaul	1/20																				
at Louisville	1/26	6	0-5	0.0	0-0	—	0-0	—	1-0	1	1.4	2	0	0	0	0	0	0	0	1.5	
at Saint Louis	1/29	5	1-2	50.0	0-0	—	0-0	—	1-0	1	1.3	0	0	0	1	0	0	0	2	1.6	
UAB	2/2	9	1-1	100.0	0-0	—	0-0	—	0-1	1	1.3	2	0	0	1	0	0	0	2	1.6	
Southern Miss	2/5	3	0-0	—	0-0	—	0-0	—	0-1	1	1.3	1	0	1	0	0	0	0	0	1.5	
at TCU	2/9																				
at East Carolina	2/12	12	1-1	100.0	0-0	—	0-0	—	1-1	2	1.3	2	0	1	1	0	0	0	2	1.5	
Louisville	2/17																				
DePaul	2/20	5	0-0	—	0-0	—	0-0	—	0-2	2	1.4	0	0	0	0	0	0	0	0	1.4	
at Cincinnati	2/24																				
Houston	3/2	1	0-0	—	0-0	—	0-0	—	0-0	0	1.3	2	0	0	1	1	0	0	0	1.3	
Saint Louis	3/5																				
vs TCU	3/9	8	1-2	50.0	0-0	—	0-0	—	0-0	0	1.2	1	0	0	0	0	0	0	2	1.3	
Western Mich.	3/14	10	2-5	40.0	0-0	—	2-2	100.0	1-1	2	1.3	1	0	0	0	1	0	0	6	1.6	



MIKE KINSELLA

SENIOR • 7-0 • 250 • CENTER

ROCHESTER, MINN. • JOHN MARSHALL HS

2005-06 NOTES:

Kinsella played in 14 games and made two starts ... made his season debut against South Dakota State (Dec. 3) and recorded two points in seven minutes of action ... played a career high 16 minutes against Oakland (Dec. 19) and recorded a season high three points and one block ... recorded his second consecutive game of one tally from the field and one board against Delaware State (Dec. 22) in four minutes of play ... his field goal with four seconds left gave Marquette its largest lead of the game, 50 points, against Lewis (Dec. 28) ... recorded his first point in three contests at West Virginia (Jan. 14) in just one minute of action ... tallied back-to-back blocks in four seconds against Notre Dame (Jan. 20) ... finished the game with a career high three blocks ... Made his first start of his career against St. John's (Feb. 1) ... recorded his second consecutive start at Villanova (Feb. 4) and recorded a season high three rebounds in seven minutes of play ... returned to action against Providence (March 4) after an emergency appendectomy sidelined him for four games.

2004-05 NOTES:

Played in 16 games, averaging 1.6 points and 1.3 rebounds... missed the entire month of December due to a right foot injury... averaged 2.0 points, 1.4 rebounds and 5.2 minutes in MU's five games prior to the injury... scored a season high six points twice (Nov. 15 vs. Illinois St. and Mar. 14 vs. W. Michigan)... had eight points in 18 minutes over Marquette's final two games.

2003-04 NOTES (AT MPLS. TECH):

Earned first team NJCAA All-American honors... started all 28 games and averaged 17.6 points, 10.4 rebounds and 1.3 blocks... led Minneapolis Tech to a 24-4 record... led the team in scoring, rebounding and blocked shots... was second on the team with 24 three-point field goals... recorded 16 double-doubles... selected Marquette over Iowa State and UNLV.

2002-03 NOTES (AT RICE):


Was a medical redshirt his freshman year due to a stress fracture in his right foot... didn't appear in a game for Rice... transferred to Minneapolis Tech in May 2003.

HIGH SCHOOL NOTES:

Three-year varsity player for John Marshall High School... as a senior averaged 21.2 points, 10.0 rebounds and 3.0 blocks in leading his team to the 2002 Big Nine Conference Championship... following his senior season was selected first team All-State by the AP and Minnesota Basketball News... was a state of Minnesota McDonald's All-American nominee during his senior season... averaged 16.2 points, 8.7 rebounds and 2.2 blocks during his junior season.

PERSONAL:

Born June 7, 1984... Son of Tom and Mary Kinsella ... graduated with a degree in communications studies in May 2005 and is pursuing second bachelor's in sociology.



05

MIKE KINSELLA

40

CAREER TOTALS

Year	GP	GS	Min	Avg	FG	FGA	Pct	3FG	3FGA	Pct	FT	FTA	Pct	Off	Def	Tot	Avg	PF	FO	Ast	TO	Blk	Stl	Pts	Avg
2004-05	16	0	92	5.8	11	29	37.9	0	0	—	4	5	80.0	7	13	20	1.3	27	1	2	7	3	1	26	1.6
2005-06	14	2	86	6.1	7	15	46.7	0	0	—	3	8	37.5	3	7	10	0.7	10	0	3	6	5	1	17	1.2
TOTAL	30	2	178	5.9	18	44	40.9	0	0	—	7	13	53.8	10	20	30	1.0	37	1	5	13	8	2	43	1.4





51

00

JAMIL LOTT

51




CAREER HIGHS

Points	9	Rice	(11/18/05)
Rebounds	5	Twice	
Field Goals	4	West Virginia	(1/14/06)
FG Attempts	6	West Virginia	(1/14/06)
Three FG	—		
Three FG Att.	—		
Free Throws	5	DePaul	(1/17/06)
Free Throw Att.	6	DePaul	(1/17/06)
Assists	3	DePaul	(1/25/06)
Steals	2	Twice	
Blocks	3	Delaware State	(12/22/05)
Minutes	30	Rice	(11/18/05)

2005-06 HIGHS

Points	9	Rice	(11/18)
Rebounds	5	Twice	
Field Goals	4	West Virginia	(1/14)
FG Attempts	6	West Virginia	(1/14)
Three FG	—		
Three FG Att.	—		
Free Throws	5	DePaul	(1/17)
Free Throw Att.	6	DePaul	(1/17)
Assists	3	DePaul	(1/25)
Steals	2	Twice	
Blocks	3	Delaware State	(12/22)
Minutes	30	Rice	(11/18)



2005-06 GAME-BY-GAME STATS

Opponent	Date	GS	Min	FG	Pct	3FG	Pct	FT	Pct	Off-Def	Tot	Avg	PF	FO	A	TO	Blk	Stl	Pts	Avg
Rice	11/18	*	26	3-3	100.0	0-0	—	3-4	75.0	2-2	4	4.0	2	0	0	0	0	0	9	9.0
Winthrop	11/19	*	19	2-4	50.0	0-0	—	0-0	—	1-4	5	4.5	3	0	0	2	2	0	4	6.5
vs Eastern Wash.	11/23		12	0-2	0.0	0-0	—	0-0	—	1-2	3	4.0	4	0	1	3	0	0	0	4.3
vs Oral Roberts	11/25		7	1-3	33.3	0-0	—	0-0	—	1-1	2	3.5	1	0	0	1	0	0	2	3.8
vs South Carolina	11/26		4	0-1	0.0	0-0	—	0-0	—	0-0	0	2.8	1	0	0	0	0	0	0	3.0
at Nebraska	11/30		7	2-2	100.0	0-0	—	0-0	—	2-1	3	2.8	0	0	0	0	0	0	4	3.2
South Dakota St.	12/3		11	4-5	80.0	0-0	—	0-1	0.0	1-0	1	2.6	1	0	0	0	1	1	8	3.9
Valparaiso	12/7		14	3-5	60.0	0-0	—	0-0	—	1-0	1	2.4	0	0	0	0	0	0	6	4.1
at Wisconsin	12/10		5	0-1	0.0	0-0	—	0-0	—	0-1	1	2.2	0	0	0	0	0	0	0	3.7
San Francisco	12/17		14	1-2	50.0	0-0	—	0-0	—	0-2	2	2.2	2	0	0	0	0	0	2	3.5
Oakland	12/19		5	2-3	66.7	0-0	—	0-0	—	2-0	2	2.2	1	0	1	1	2	1	4	3.5
Delaware State	12/22		8	0-1	0.0	0-0	—	3-4	75.0	1-0	1	2.1	1	0	0	0	3	0	3	3.5
Lewis	12/28		9	3-3	100.0	0-0	—	0-0	—	1-3	4	2.2	0	0	0	0	0	2	6	3.7
Connecticut	1/03		18	1-1	100.0	0-0	—	3-5	60.0	3-0	3	2.3	4	0	0	1	1	1	5	3.8
Cincinnati	1/07		15	0-3	0.0	0-0	—	1-2	50.0	2-1	3	2.3	1	0	0	2	2	2	1	3.6
at Seton Hall	1/11	*	12	1-2	50.0	0-0	—	1-2	50.0	1-1	2	2.3	4	0	1	0	2	1	3	3.6
at West Virginia	1/14	*	13	4-6	66.7	0-0	—	0-1	0.0	2-1	3	2.4	2	0	0	3	0	0	8	3.8
at DePaul	1/17	*	22	0-2	0.0	0-0	—	5-6	83.3	1-4	5	2.5	2	0	1	3	2	0	5	3.9
Notre Dame	1/20	*	3	0-0	—	0-0	—	0-0	—	0-1	1	2.4	1	0	0	2	1	0	0	3.7
DePaul	1/25	*	21	0-0	—	0-0	—	0-0	—	0-2	2	2.4	1	0	3	1	0	1	0	3.5
at Pittsburgh	1/28		7	2-3	66.7	0-0	—	0-0	—	0-2	2	2.4	0	0	0	0	0	0	4	3.5
St. John's	2/01		1	0-0	—	0-0	—	0-0	—	0-1	1	2.3	1	0	0	0	0	0	0	3.4
at Villanova	2/4																			
at Rutgers	2/12																			
Georgetown	2/16																			
Pittsburgh	2/18																			
at Notre Dame	2/25																			
at Louisville	3/1																			
Providence	3/4		3	0-2	0.0	0-0	—	0-0	—	1-0	1	2.3	1	0	0	0	0	0	0	3.2
vs Georgetown	3/9																			
vs Alabama	3/16		8	0-1	0.0	0-0	—	0-0	—	0-0	0	2.2	1	0	0	1	0	0	0	3.1



JAMIL LOTT

SENIOR • 6-7 • 225 • FORWARD

ST. PAUL, MN • COMO PARK HS

2005-06 NOTES:

Played in 24 games, making seven starts including five straight ... led the team in blocks with 16 ... averaged 3.1 points per game and 2.2 rebounds per game ... was a perfect 3-for-3 from the floor, scoring nine points in win over Rice (Nov. 18) ... grabbed five rebounds against Winthrop (Nov. 19) ... came off the bench to score four points at Nebraska (Nov. 30) and eight points against South Dakota State (Dec. 12), his most points since his season debut against Rice ... registered four points, matched his career best two blocks and added an assist and a steal in five minutes of action against Oakland (Dec. 19) ... registered a career best three blocks against Delaware State (Dec. 22) ... matched his career high four attempts from the charity stripe, converting three against Delaware State ... tallied all six of his points, four rebounds and two steals in the second half against Lewis (Dec. 28) ... had another solid performance off the bench against no. 2 Connecticut (Jan. 3) with five points, three rebounds, one steal and one block ... earned his third start of the season at Seton Hall (Jan. 11) ... started in his third consecutive game at DePaul (Jan. 17) and scored five points, all from the free throw line, and grabbed five rebounds ... matched his career high number of blocks with two at DePaul ... contributed to Marquette's bench scoring with four points at Pittsburgh (Jan. 28) ... played one minute against St. John's (Feb. 1) and grabbed one rebound ... played his first game in five games against Providence after having missed six games because of mononucleosis.

2004-05 NOTES:

Averaged 16.7 points and 8.0 rebounds for NDSCS last season... Led the team in field goal percentage (54.7) and blocked shots (49)... Named second team junior college All-American...helped lead NDSCS to a 28-7 mark and the school's highest year-end ranking in history... helped the Wildcats win the Mon-Dak, District XII and Region XIII championships, as well as placing in the national tournament for the first time in 93 years.

HIGH SCHOOL NOTES:

Averaged 15.2 points and 9.7 rebounds in high school... helped lead Como Park to a third place finish in the Minnesota Class AAA tournament and earned a place on the All-State Tournament team in his senior season... named to the St. Paul City All-Conference team and was a Minnesota All-State honorable mention.

PERSONAL:

Born June 17, 1985...son of Stanley and Darcel Lott... has two younger sisters, Terianne and Mia...majors in sociology.



07

JAMIL LOTT

51

CAREER TOTALS

Year	GP	GS	Min	Avg	FG	FGA	Pct	3FG	3FGA	Pct	FT	FTA	Pct	Off	Def	Tot	Avg	PF	FO	Ast	TO	Blk	Stl	Pts	Avg
2005-06	24	7	264	11.0	29	55	52.7	0	0	—	16	25	64.0	23	29	52	2.2	34	0	7	20	16	9	74	3.1
TOTAL	24	7	264	11.0	29	55	52.7	0	0	—	16	25	64.0	23	29	52	2.2	34	0	7	20	16	9	74	3.1





OUSMANE BARRO

JUNIOR • 6-10 • 235 • FWD

DAKAR, SENEGAL • CHICAGO JULIAN HS

2005-06 NOTES:

Played in all 31 games, starting in 14 games ... came off the bench for 21 minutes against Winthrop (Nov. 19), hitting five free throws in six attempts (both career highs) for seven points ... made his way into the starting lineup during the Great Alaska Shootout ... recorded a career high 12 points and grabbed five rebounds against Oral Roberts (Nov. 25) ... tallied a career high two steals at Nebraska (Nov. 30) ... was perfect from the field making all five of his field goal attempts against South Dakota State (Dec. 3) ... dished a career high two assists against South Dakota State ... tallied seven points, against Connecticut his most since South Dakota State ... registered his fourth block of the season on a Rudy Gay shot against no. 2 Connecticut (Jan. 3) ... matched his season high number of offensive rebounds with three against Connecticut ... played 15 minutes for the second consecutive game against Cincinnati (Jan. 7) ... came off the bench to score six points on 3-of-6 shooting and grabbed two offensive rebounds ... tallied five points and four boards in nine minutes of action against Seton Hall (Jan. 11) ... provided a defensive spark of the bench against Notre Dame (Jan. 25) with four rebounds, a block and a lay-up in seven minutes of action ... matched a season high five rebounds against Notre Dame ... recorded a season high seven attempts from the floor against DePaul (Jan. 25) and matched his career high in that same category ... made his first start in 11 games at Pittsburgh (Jan. 28) ... led all bench players with 10 points, six in the second half, and five rebounds against St. John's (Feb. 1) ... missed just one attempt from the floor shooting 4-of-5 from the floor ... the 10 points mark the third time of the season and of his career he has scored 10 or more points ... matched his career high two assists against St. John's ... played a season high 23 minutes against Georgetown (Feb. 16) ... scored his four points in the second half ... played stellar defense for the Golden Eagles down the stretch against Pittsburgh (Feb. 18), blocking a Pitt layup and grabbing a key offensive board with less than 2:30 left, helping Marquette to clinch the win ... had another solid performance at Notre Dame (Feb. 25) scoring seven points and grabbing a season high six rebounds in 15 minutes of play ... had his highest point output of his career (13) off the bench against Providence (March 4) and his season high five field goals ... led the team in offensive boards with four.

2004-05 NOTES:

Played in 27 games, making four starts... had 10 rebounds in his last 31 minutes of play... earned his first start against Charlotte and scored a career high nine points on 4-of-7 shooting (Jan. 22)... 24 of his 61 rebounds were offensive (39.3-percent)... grabbed a career-high six rebounds against Nebraska (Dec. 21)... played ten minutes in his first collegiate game, scoring four points and grabbing four rebounds against Western Carolina (Nov. 13)... recipient of MU's Olouma Nnamaka Consistency Award.

HIGH SCHOOL NOTES:

Unable to participate in games for Chicago Julian High School as a result of rules relating to foreign-exchange students ... was able to practice daily under the guidance of Chicago Julian head coach Loren Jackson.

PERSONAL:

Born December 7, 1984... son of Moussa Barro and Awa Gueye... major is Social Justice and Welfare.



Ousmane Barro
#41

CAREER TOTALS

Year	GP	GS	Min	Avg	FG	FGA	Pct	3FG	3FGA	Pct	FT	FTA	Pct	OR	DR	Tot	Avg	PF	FO	Ast	TO	Blk	Stl	Pts	Avg
2004-05	27	4	271	10.0	19	39	48.7	0	0	—	16	25	64.0	24	37	61	2.3	51	2	8	29	9	3	54	2.0
2005-06	31	14	419	13.5	56	87	64.4	0	0	—	23	42	54.8	45	43	88	2.8	69	2	13	30	15	19	135	4.4
TOTAL	58	18	690	11.9	75	126	59.5	0	0	—	39	67	58.2	69	80	149	2.6	120	4	21	59	24	22	189	3.3





5

40

DAN FITZGERALD

5



CAREER HIGHS

Points	18	DePaul	(1/25/06)
Rebounds	8	Rice	(11/18/05)
Field Goals	6	DePaul	(1/25/06)
FG Attempts	14	Marquette	(2/21/04)
Three FG	6	DePaul	(1/25/06)
Three FG Att.	10	Twice	
Free Throws	5	Oral Roberts	(11/25/05)
Free Throw Att.	6	Oral Roberts	(11/25/05)
Assists	8	Rice	(11/18/05)
Steals	3	Three Times	
Blocks	2	Pittsburgh	(1/28/06)
Minutes	32	Saint Louis	(2/28/04)

2005-06 HIGHS

Points	18	DePaul	(1/25)
Rebounds	8	Rice	(11/18)
Field Goals	6	DePaul	(1/25)
FG Attempts	7	West Virginia	(1/14)
Three FG	6	DePaul	(1/25)
Three FG Att.	7	DePaul	(1/25)
Free Throws	5	Oral Roberts	(11/25)
Free Throw Att.	6	Oral Roberts	(11/25)
Assists	8	Rice	(11/18)
Steals	3	DePaul	(1/25)
Blocks	2	Pittsburgh	(1/28)
Minutes	30	DePaul	(1/25)



2005-06 GAME-BY-GAME STATS

Opponent	Date	GS	Min	FG	Pct	3FG	Pct	FT	Pct	Off-Def	Tot	Avg	PF	FO	A	TO	Blk	Stl	Pts	Avg
Rice	11/18	24	3-6	50.0	2-3	66.7	1-2	50.0	3-5	8	8.0	1	0	8	2	0	1	9	9.0	
Winthrop	11/19	20	1-3	33.3	0-2	0.0	0-0	—	0-0	0	4.0	2	0	0	1	0	1	2	5.5	
vs Eastern Wash.	11/23	13	1-2	50.0	1-2	50.0	0-0	—	0-0	0	2.7	5	1	1	1	0	1	3	4.7	
vs Oral Roberts	11/25	25	3-4	75.0	0-1	0.0	5-6	83.3	1-3	4	3.0	2	0	1	1	0	2	11	6.3	
vs South Carolina	11/26	29	1-2	50.0	0-1	0.0	0-0	—	2-1	3	3.0	1	0	2	4	0	0	2	5.4	
at Nebraska	11/30	8	0-2	0.0	0-1	0.0	1-2	50.0	1-2	3	3.0	2	0	0	3	0	0	1	4.7	
South Dakota St.	12/3	19	5-5	100.0	1-1	100.0	0-0	—	1-2	3	3.0	1	0	2	1	0	1	11	5.6	
Valparaiso	12/7	17	2-5	40.0	2-5	40.0	2-2	100.0	0-3	3	3.0	2	0	1	2	0	1	8	5.9	
at Wisconsin	12/10	19	3-4	75.0	1-2	50.0	0-0	0.0	1-2	3	3.0	5	1	1	2	0	1	7	6.0	
San Francisco	12/17	15	0-1	0.0	0-1	0.0	0-0	—	1-1	2	2.9	4	0	0	0	0	0	0	5.4	
Oakland	12/19	19	1-6	16.7	1-4	25.0	0-0	0.0	0-1	1	2.7	1	0	1	1	0	0	3	5.2	
Delaware State	12/22	20	2-4	50.0	0-1	0.0	0-0	—	0-2	2	2.7	1	0	4	3	0	1	4	5.1	
Lewis	12/28	16	2-4	50.0	1-2	50.0	0-0	—	0-2	2	2.6	3	0	4	3	0	0	5	5.1	
Connecticut	1/3	11	0-2	0.0	0-0	0.0	0-0	—	1-2	3	2.6	5	1	1	0	0	0	0	4.7	
Cincinnati	1/7	25	2-5	40.0	0-1	0.0	0-1	0.0	1-0	1	2.5	1	0	4	3	1	0	4	4.7	
at Seton Hall	1/11	*	23	0-2	0.0	0-2	0.0	1-2	50.0	2-1	3	2.6	3	0	1	3	0	0	1	4.4
at West Virginia	1/14	*	28	3-7	42.9	1-5	20.0	0-0	0.0	2-1	3	2.6	3	0	1	3	0	1	7	4.6
at DePaul	1/17	20	0-1	0.0	0-1	0.0	0-2	0.0	0-2	2	2.6	5	1	1	0	0	1	0	4.3	
Notre Dame	1/20	26	2-3	66.7	1-2	50.0	1-1	100.0	0-3	3	2.6	1	0	1	1	1	0	6	4.4	
DePaul	1/25	30	6-10	60.0	6-7	85.7	0-0	—	1-1	2	2.6	1	0	0	3	0	3	18	5.1	
at Pittsburgh	1/28	25	2-4	50.0	2-3	66.7	2-2	100.0	0-1	1	2.5	4	0	1	5	2	2	8	5.2	
St. John's	2/1	17	2-5	40.0	2-5	40.0	2-2	100.0	0-0	0	2.4	3	0	1	1	1	1	8	5.4	
at Villanova	2/4	22	1-2	50.0	0-1	0.0	0-0	—	0-5	5	2.5	2	0	0	4	0	0	2	5.2	
at Rutgers	2/12	21	2-4	50.0	2-3	66.7	2-2	100.0	3-3	6	2.6	4	0	1	2	0	0	8	5.3	
Georgetown	2/16	17	0-2	0.0	0-2	0.0	0-0	—	0-2	2	2.6	1	0	0	1	1	0	0	5.1	
Pittsburgh	2/18	18	2-3	66.7	1-2	50.0	0-0	—	1-0	1	2.5	3	0	4	1	0	0	5	5.1	
at Notre Dame	2/25	17	4-6	66.7	2-4	50.0	0-0	—	1-2	3	2.6	1	0	2	2	0	1	10	5.3	
at Louisville	3/1	21	0-3	0.0	0-2	0.0	0-0	—	0-3	3	2.6	4	0	0	1	0	0	0	5.1	
Providence	3/4	21	3-4	75.0	3-4	75.0	2-3	66.7	0-0	0	2.5	3	0	6	1	0	0	11	5.3	
vs Georgetown	3/9	16	1-2	50.0	1-2	50.0	0-0	—	0-0	0	2.4	0	0	1	1	0	0	3	5.2	
vs Alabama	3/16	15	2-4	50.0	0-2	0.0	2-2	100.0	2-1	3	2.4	4	0	1	1	0	2	6	5.3	



DAN FITZGERALD

JUNIOR • 6-9 • 205 • FORWARD

ST. PAUL, MINN. • ST. THOMAS ACADEMY

2005-06 NOTES:

Played in all 31 games in 2005 making two starts at Seton Hall and West Virginia ... proved to be a valuable reserve for the Golden Eagles back court averaging 5.3 points per game and 2.4 rebounds per outing ... in Marquette debut, nearly recorded a triple double, scoring nine points, grabbing eight rebounds and recording eight assists in win over Rice (Nov. 18) ... went to the free throw line a career high six times, converting five of his attempts against Oral Roberts (Nov. 25) ... played a season high 29 minutes against South Carolina (Nov. 26) ... came off the bench to lead the reserves with eight points and three rebounds against Valparaiso (Dec. 7) ... fouled out for the second time in the season after tallying seven points, three rounds, one assist and one steal at Wisconsin (Dec. 10) ... matched a season best field goals attempted (six) against Oakland (Dec. 19) ... came off the bench to record five points and four assists against Lewis (Dec. 28) ... tallied his second most minute total of the season playing 25 minutes against Cincinnati (Jan. 7) ... made his first appearance in the starting lineup at Seton Hall (Jan. 11) ... recorded a season best seven attempts from the floor in his second consecutive start against West Virginia (Jan. 14) ... led all scorers against DePaul with a career high 18 points scoring all his points from three pointers ... notched a career high six field goals and six three-point field goals against DePaul ... had four three pointers by half time matching the most a Marquette player has tallied from behind the arc this season ... came off the bench to record 18 of the bench's 27 points ... tallied a career high two blocks at Pittsburgh (Jan. 28) ... scored six of his eight points from three point range at Rutgers (Feb. 12) for the third time in four games ... led all bench scorers with 10 points in 17 minutes of action ... made all four of his field goal attempts from beyond the arc for the eighth time this season against Providence (March 4).

2004-05 NOTES:

Transferred from Tulane University to Marquette University in June 2004 sitting out the season per NCAA transfer rules.

2003-04 NOTES (AT TULANE):

Returned to the bench against Charlotte (March 6) after starting four straight games... made his second straight start against Saint Louis (Feb. 28), playing a career-high 32 minutes and scoring four points with four boards... tallied 10 points and matched his career-high with five rebounds against UAB (Feb. 25), hitting a pair of crucial free throws with 16.4 seconds to go... exploded for a career-high 16 points, including four three-pointers, in the loss at Marquette (Feb. 21)... matched his career-best with 10 points against TCU (Feb. 14), while assisting on the game-winning basket with a pass to Vytautas Tatarunas for the victory... came off the bench to score a career-high 10 points to go with four rebounds and three assists in 18 minutes against USF (Feb. 7)... scored a then-career-high eight points for the third time against UAB (Jan. 28), while also matching his career-high in minutes with 21... matched his career-high with eight points in 21 minutes against Savannah State (Jan. 24)... scored seven


points in 14 minutes of action against Memphis (Jan. 20)... saw 19 minutes of action against no. 8 Louisville (Jan. 17), snagging a pair of rebounds... played a career-high 21 minutes against Nicholls State (Dec. 31)... tallied three points and two boards against Mississippi State (Dec. 27)... registered a career-best eight points with four rebounds and two assists against Northwestern (Dec. 9)... tallied four points with a career-high three assists against Rice (Dec. 3)... scored three points in 18 minutes of action against Southern (Nov. 25) in his collegiate debut... Collected five rebounds in the win over Ark.-Pine Bluff (Nov. 29).

HIGH SCHOOL NOTES:

A three-year letterwinner in basketball and soccer... A Street & Smith's All-American and a McDonald's All-American nominee as well as an all-state selection as a senior by the St. Paul Pioneer Press... as a senior, averaged 16 points, nine rebounds, four assists, two steals and one block per game for the Cadets... a two-time all-conference selection who helped his team to two Classic Suburban Conference championships... team advanced to state championship game as a sophomore and sectional championship as a junior and senior... averaged 15 points and 10 rebounds per game as a junior, including a 35-point effort which included eight three-pointers... honorable mention all-state player as a junior... captained his basketball team as a senior and was a two-time team captain in soccer, in which he earned all-league honors as a senior.

PERSONAL:

Born August 12, 1984... son of Angel and John Fitzgerald... fourth of five children (two brothers, two sisters)... comes from a family of athletes; Father and older brother (Kevin) played D-III basketball at the University of St. Thomas (Minneapolis), while his mother played D-III volleyball at the College of St. Catherine in St. Paul... older twin sisters Shannon and Kelly were three-sport high school athletes ... is a marketing and entrepreneurship major.



4
1

DAN FITZGERALD

5

CAREER TOTALS

Year	GP	GS	Min	Avg	FG	FGA	Pct	3FG	3FGA	Pct	FT	FTA	Pct	Off	Def	Tot	Avg	PF	FO	Ast	TO	Blk	Stl	Pts	Avg	
2004-05	28	3	413	14.8	37	104	35.6	23	79	29.1	20	32	62.5	17	34	51	1.8	44	1	27	22	4	15	117	4.2	
2004-05	Did not play per NCAA Transfer Rules																									
2005-06	31	2	617	19.9	56	117	47.9	30	74	40.5	21	29	72.4	24	51	75	2.4	78	4	51	57	6	20	163	5.3	
TOTAL	59	5	1,030	17.4	93	221	41.8	53	153	34.8	41	61	67.5	41	85	126	2.1	122	5	78	79	10	35	280	4.8	





DWIGHT BURKE

SOPHOMORE • 6-8 • 245 • FWD

BROOKLYN, N.Y. • ST. BENEDICT'S PREP (NJ)

2005-06 NOTES:

Played in 20 games averaging 5.3 minutes per game ... in his Marquette debut he came off the bench and made both of his free throw attempts and grabbed one rebound against Eastern Washington (Nov. 23) ... Played a season high eight minutes against South Dakota State (Dec. 3), tallying two rebounds and two points ... played six minutes, second most of his career, against Delaware State (Dec. 22) and Lewis (Dec. 28) ... registered a career high three points against No. 2 Connecticut (Jan. 3) ... came off the bench to tally a layup 13 seconds into the game against UConn ... played a career high nine minutes at Seton Hall (Jan. 11) ... grabbed a season best three rebounds in five minutes of play at no. 16/23 West Virginia (Jan. 14) ... saw playing time for the first time in three games against St. John's (Feb. 1) playing five minutes ... topped his season high playing time at Villanova (Feb. 4) with 11 minutes of action ... registered a point for the first time in eight games at Rutgers (Feb. 12) ... saw six minutes of action in back-to-back games grabbing one rebound against Pittsburgh (Feb. 18) ... played a season high 12 minutes against Providence (March 4) contributing two points and three boards.

HIGH SCHOOL NOTES:

One of the nation's top 50 fifth year players... Averaged 9.2 points, 8.8 rebounds and 3.5 blocks and shot a team best 61.0 percent from the field in helping lead St. Benedict's to a 26-1 record and New Jersey state prep school championship... played two years at Christina High School in Delaware and one at Rice in New York prior to attending St. Benedict's... originally signed a letter of intent with East Carolina in November 2004.

PERSONAL:

Born August 4, 1986... son of Anthony Burke and Wendy Nurse... has three brothers – Reece, Isiah and Elijah and for sisters – Tomica, Jasmyn, Anissa and Kayla... majors in communications studies.



40

DWIGHT BURKE

12

CAREER TOTALS

Year	GP	GS	Min	Avg	FG	FGA	Pct	3FG	3FGA	Pct	FT	FTA	Pct	Off	Def	Tot	Avg	PF	FO	Ast	TO	Blk	Stl	Pts	Avg
2005-06	20	0	105	5.3	5	12	41.7	0	0	—	6	9	66.7	5	10	15	0.8	24	0	1	9	3	1	16	0.8
TOTAL	20	0	105	5.3	5	12	41.7	0	0	—	6	9	66.7	5	10	15	0.8	24	0	1	9	3	1	16	0.8





1

44

DOMINIC JAMES

1



CAREER HIGHS

Points	29	DePaul	(1/17/06)
Rebounds	11	Louisville	(3/1/06)
Field Goals	11	DePaul	(1/17/06)
FG Attempts	21	Nebraska	(11/30/05)
Three FG	4	Nebraska	(11/30/05)
Three FG Att.	14	Nebraska	(11/30/05)
Free Throws	6	Oral Roberts	(11/25/05)
Free Throw Att.	11	Oral Roberts	(11/25/05)
Assists	9	Three Times	
Steals	5	Twice	
Blocks	1	10 Times	
Minutes	42	Louisville	(3/1/06)

2005-06 HIGHS

Points	29	DePaul	(1/17)
Rebounds	11	Louisville	(3/1)
Field Goals	11	DePaul	(1/17)
FG Attempts	21	Nebraska	(11/30)
Three FG	4	Nebraska	(11/30)
Three FG Att.	14	Nebraska	(11/30)
Free Throws	6	Oral Roberts	(11/25)
Free Throw Att.	11	Oral Roberts	(11/25)
Assists	9	Three Times	
Steals	5	Twice	
Blocks	1	10 Times	
Minutes	42	Louisville	(3/1)



2005-06 GAME-BY-GAME STATS

Opponent	Date	GS	Min	FG	Pct	3FG	Pct	FT	Pct	Off-Def	Tot	Avg	PF	FO	A	TO	Blk	Stl	Pts	Avg
Rice	11/18	*	30	4-12	33.3	3-7	42.9	5-7	71.4	1-5	6	6.0	3	0	9	2	1	1	16	16.0
Winthrop	11/19	*	37	5-13	38.5	2-7	28.6	3-4	75.0	1-1	2	4.0	2	0	7	4	0	2	15	15.5
vs Eastern Wash.	11/23	*	32	5-11	45.5	0-3	0.0	4-6	66.7	0-3	3	3.7	5	1	3	6	1	2	14	15.0
vs Oral Roberts	11/25	*	30	4-13	30.8	1-6	16.7	6-11	54.5	1-2	3	3.5	3	0	8	3	0	1	15	15.0
vs South Carolina	11/26	*	32	3-12	25.0	2-7	28.6	4-6	66.7	1-1	2	3.2	0	0	9	3	0	0	12	14.4
at Nebraska	11/30	*	32	9-21	42.9	4-14	28.6	0-0	0.0	1-7	8	4.0	4	0	3	3	0	1	22	15.7
South Dakota St.	12/3	*	31	7-9	77.8	0-0	0.0	0-0	0.0	0-5	5	4.1	2	0	8	2	0	5	14	15.4
Valparaiso	12/7	*	27	5-10	50.0	2-4	50.0	0-0	0.0	0-5	5	4.3	2	0	4	1	0	0	12	15.0
at Wisconsin	12/10	*	34	4-12	33.3	0-3	0.0	2-5	40.0	1-7	8	4.7	3	0	8	4	1	1	10	14.4
San Francisco	12/17	*	30	0-5	0.0	0-4	0.0	4-6	66.7	0-1	1	4.3	0	0	2	2	1	0	4	13.4
Oakland	12/19	*	29	7-17	41.2	2-5	40.0	1-3	33.3	2-3	5	4.4	2	0	4	7	0	2	17	13.7
Delaware State	12/22	*	29	5-8	62.5	0-2	0.0	0-0	0.0	1-0	1	4.1	3	0	4	2	1	0	10	13.4
Lewis	12/28	*	30	7-12	58.3	3-6	50.0	5-7	71.4	1-4	5	4.2	1	0	7	1	0	1	22	14.1
Connecticut	1/3	*	31	2-13	15.4	1-5	20.0	2-2	100.0	0-4	4	4.1	3	0	7	1	0	1	7	13.6
Cincinnati	1/7	*	33	6-15	40.0	2-4	50.0	4-4	100.0	1-5	6	4.3	2	0	4	3	1	2	18	13.9
at Seton Hall	1/11	*	34	5-10	50.0	1-3	33.3	2-4	50.0	0-3	3	4.2	2	0	4	4	1	1	13	13.8
at West Virginia	1/14	*	34	10-15	66.7	3-5	60.0	5-7	71.4	0-6	6	4.3	1	0	8	7	0	2	28	14.6
at DePaul	1/17	*	35	11-17	64.7	3-4	75.0	4-8	50.0	2-3	5	4.3	2	0	3	3	0	5	29	15.4
Notre Dame	1/20	*	34	4-10	40.0	0-2	0.0	3-4	75.0	0-5	5	4.4	2	0	6	5	1	1	11	15.2
DePaul	1/25	*	34	6-11	54.5	0-1	0.0	0-0	0.0	0-4	4	4.4	1	0	7	2	1	1	12	15.1
at Pittsburgh	1/28	*	30	7-15	46.7	2-4	50.0	0-0	0.0	2-4	6	4.4	3	0	3	0	0	4	16	15.1
St. John's	2/1	*	33	6-10	60.0	0-0	0.0	4-4	100.0	1-3	4	4.4	4	0	4	3	0	1	16	15.1
at Villanova	2/4	*	34	7-13	53.8	1-5	20.0	0-1	0.0	0-3	3	4.3	5	1	4	6	0	2	15	15.1
at Rutgers	2/12	*	33	8-16	50.0	2-5	40.0	4-9	44.4	1-4	5	4.4	4	0	3	2	0	2	22	15.4
Georgetown	2/16	*	35	6-14	42.9	2-6	33.3	2-2	100.0	1-2	3	4.3	1	0	5	2	0	3	16	15.4
Pittsburgh	2/18	*	32	7-19	36.8	0-3	0.0	2-3	66.7	0-5	5	4.3	3	0	6	0	0	1	16	15.5
at Notre Dame	2/25	*	32	6-14	42.9	1-4	25.0	5-6	83.3	1-3	4	4.3	3	0	1	2	1	3	18	15.6
at Louisville	3/1	*	42	5-18	27.8	2-7	28.6	4-8	50.0	2-9	11	4.6	2	0	6	2	0	0	16	15.6
Providence	3/4	*	31	4-10	40.0	0-2	0.0	1-2	50.0	1-4	5	4.6	3	0	9	2	0	1	9	15.3
vs Georgetown	3/9	*	34	2-15	13.3	0-3	0.0	4-8	50.0	2-2	4	4.6	1	0	6	1	1	2	8	15.1
vs Alabama	3/16	*	32	7-14	50.0	2-5	40.0	4-4	100.0	0-3	3	4.5	2	0	5	2	1	2	20	15.3



DOMINIC JAMES

SOPHOMORE • 5-11 • 175 • GUARD

RICHMOND, IND. • RICHMOND HS

2005-06 NOTES:

BIG EAST Rookie of the Year ... unanimous BIG EAST All-Rookie Team selection and was named Honorable Mention All-BIG EAST ... earned Collegehoops.net First Team All-Rookie honors ... One of three Marquette players to start in every game in 2005-06 ... a six-time BIG EAST Rookie of the Week honoree ... scored a freshman season scoring record 473 points, topping Doc Rivers mark that stood for 25 seasons ... was second on the team with 15.3 points per game, 13th in the BIG EAST and the best freshman scorer in the BIG EAST ... was second on the team with fellow freshman Jerel McNeal in rebounds per game with 4.5 ... made 43.1 percent of his attempts from the field in the regular season, a number that put him above all freshmen in the BIG EAST and 13th among all BIG EAST players ... dished 167 assists ranking him third overall in the conference and the top freshman ... ranked 29th in the nation in assists, the fourth highest freshman total ... second on the freshman season assists list with 167 behind Tony Miller (1991-92, 221) ... scored a team high 16 in career debut in MU's win over Rice (Nov. 18) ... logged nine assists in win over Owls ... played 37 minutes, scoring 15 against Winthrop (Nov. 19) to earn All-Tournament at the Pepsi Blue & Gold Classic ... was named BIG EAST Rookie of the Week on November 21 following the first week of the season ... was selected to the Great Alaska Shootout All-Tournament Team after scoring 41 points in three games ... matched a career high nine assists against South Carolina (Nov. 26) ... went to the free throw line 11 times against Oral Roberts (Nov. 25) converting six of his attempts ... scored a team high 22 points at Nebraska (Nov. 30) ... grabbed a season high five steals against South Dakota State (Dec. 3) ... converted seven of 17 attempts from the field scoring 17 points against Oakland (Dec. 19) ... was one of three Golden Eagles to score in double figures against Delaware State (Dec. 22) recording 10 points ... Led all scorers with 22 points against Lewis (Dec. 28) ... dished seven assists for the second consecutive game against no. 2 Connecticut (Jan. 3) ... recorded 10 games of seven or more assists ... MU was 7-3 in those contests ... scored a team leading 18 points against Cincinnati (Jan. 7) ... was the only Golden Eagle to be perfect from the charity stripe, converting all four of his attempts against Cincinnati ... had 14 first half points, the second time in as many games and third time this season that an MU player has had 14 by halftime ... sank 10 of his attempts from the floor for another career best at West Virginia (Jan. 14) to score a career best 28 points ... earned his second BIG EAST Player of the Week honor for the week of Jan. 16 after his career performance at West Virginia ... topped his previous career high 28 points with a team leading 29 points at DePaul (Jan. 17) ... 17 of his points came in the first half in 16 minutes ... recorded a career high 17 field goal attempts at DePaul ... earned back-to-back BIG EAST Rookie of the Week honors after averaging 20.0 points, 5.0 rebounds, 4.5 assists and 3.0 steals in a 2-0 week ... recorded 11 points, a team high six assists, five rebounds and one block and one steal against Notre Dame (Jan. 20) ... stands second on the freshman steals list with 42 ... had seven or more assists for the 10th time this season against DePaul ... was the eighth time this year that he combined seven or more assists with 10 or more points ... led Marquette with 16 points, six rebounds and four steals at Pittsburgh (Jan. 28) ... his 16 points (14 in the second half) against St. John's (Feb. 1) ... earned his fourth BIG EAST Rookie of the Week honor after recording 22 points, five rebounds, three assists and two steals in his only game this week

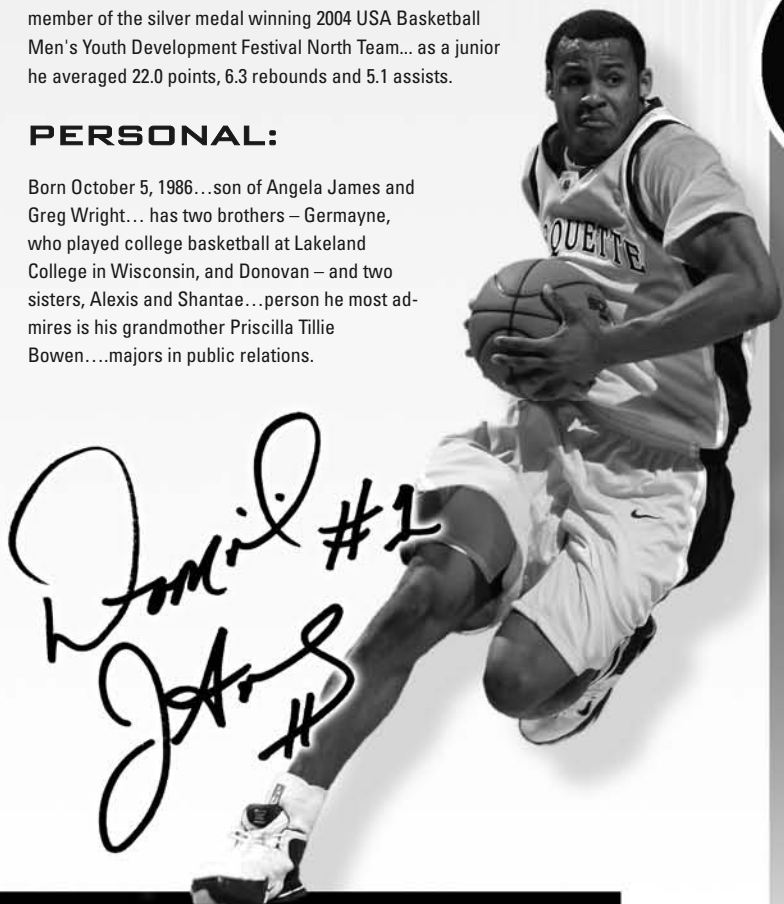
at Rutgers (Feb. 12) ... tallied his fifth Rookie of the Week honor on Feb. 20 after scoring 16.0 points per game, and averaging 5.5 assists and two steals in wins over ranked teams ... his 18 points at Notre Dame (Feb. 25) gave him 13th straight games of 10 or more points, 25th for the season ... notched his first double double of the season at Louisville (March 1) with 16 points and a team leading 11 boards ... hit the buzzer beating three-pointer to send the game at Louisville into overtime ... tied his career high with nine assists against Providence (March 4) ... named BIG EAST Rookie of the Week for the sixth time this season on March 6 following his performances at Louisville and against Providence.

HIGH SCHOOL NOTES:

Named to the 2005 Indiana Boys All-State first team... 2005 Indiana Basketball News player of the year... finished runner-up for 2005 Indiana Mr. Basketball... Was the state's leading scorer in 2005 averaging 31.1 points... also averaged 7.1 rebounds, 6.4 assists and 3.9 steals, each of which ranked him among the top two in Indiana's North Central Conference... Led Richmond to the sectional final and a 18-4 record, the school's best in 12 years... scored 49 points in a game during his senior season to break the school's 97-year old single game scoring record... rated No. 31 by Hoopmasters.com following his senior season... averaged 11.6 points and 4.4 assists as a member of the silver medal winning 2004 USA Basketball Men's Youth Development Festival North Team... as a junior he averaged 22.0 points, 6.3 rebounds and 5.1 assists.

PERSONAL:

Born October 5, 1986...son of Angela James and Greg Wright... has two brothers – Germaine, who played college basketball at Lakeland College in Wisconsin, and Donovan – and two sisters, Alexis and Shantae...person he most admires is his grandmother Priscilla Tillie Bowen....majors in public relations.



45

DOMINIC JAMES

1

CAREER TOTALS

Year	GP	GS	Min	Avg	FG	FGA	Pct	3FG	3FGA	Pct	FT	FTA	Pct	Off	Def	Tot	Avg	PF	FO	Ast	TO	Blk	Stl	Pts	Avg
2005-06	31	31	1006	32.5	174	404	43.1	41	136	30.1	84	131	64.1	24	116	140	4.5	74	2	167	87	12	50	473	15.3
TOTAL	31	31	1006	32.5	174	404	43.1	41	136	30.1	84	131	64.1	24	116	140	4.5	74	2	167	87	12	50	473	15.3



23



40

WESLEY MATTHEWS

23



CAREER HIGHS

Points	21	Oakland	(12/19/05)
Rebounds	13	Lewis	(12/28/05)
Field Goals	7	Twice	
FG Attempts	12	Oakland	(12/19/05)
Three FG	3	Oakland	(12/19/05)
Three FG Att.	4	Oakland	(12/19/05)
Free Throws	9	Nebraska	(11/30/05)
Free Throw Att.	1	Nebraska	(11/30/05)
Assists	6	Valparaiso	(12/7/05)
Steals	6	S. Dakota State	(12/3/05)
Blocks	1	Four Times	
Minutes	32	Three Times	

2005-06 HIGHS

Points	21	Oakland	(12/19)
Rebounds	13	Lewis	(12/28)
Field Goals	7	Twice	
FG Attempts	12	Oakland	(12/19)
Three FG	3	Oakland	(12/19)
Three FG Att.	4	Oakland	(12/19)
Free Throws	9	Nebraska	(11/30)
Free Throw Att.	1	Nebraska	(11/30)
Assists	6	Valparaiso	(12/7)
Steals	6	S. Dakota State	(12/3)
Blocks	1	Four Times	
Minutes	32	Three Times	



2005-06 GAME-BY-GAME STATS

Opponent	Date	GS	Min	FG	Pct	3FG	Pct	FT	Pct	Off-Def	Tot	Avg	PF	FO	A	TO	Blk	Stl	Pts	Avg
Rice	11/18	*	15	3-4	.750	0-0	.000	1-1	1.000	0-1	1	1.0	3	0	1	4	0	1	7	7.0
Winthrop	11/19	*	29	4-7	.571	1-3	.333	2-2	1.000	1-2	3	2.0	3	0	2	3	0	1	11	9.0
vs Eastern Wash.	11/23	*	17	2-5	.400	0-0	.000	8-10	.800	1-4	5	3.0	4	0	0	1	0	2	12	10.0
vs Oral Roberts	11/25	*	20	1-7	.143	0-0	.000	0-0	.000	2-1	3	3.0	3	0	1	1	0	0	2	8.0
vs South Carolina	11/26	*	30	3-9	.333	1-2	.500	2-2	1.000	3-3	6	3.6	0	0	5	1	0	1	9	8.2
at Nebraska	11/30	*	29	4-10	.400	1-1	1.000	9-11	.818	5-2	7	4.2	4	0	4	4	1	2	18	9.8
South Dakota St.	12/3	*	25	3-7	.429	1-1	1.000	3-6	.500	1-2	3	4.0	1	0	4	4	1	6	10	9.9
Valparaiso	12/7	*	32	2-10	.200	0-2	.000	0-0	.000	0-2	2	3.8	2	0	6	3	0	4	4	9.1
at Wisconsin	12/10	*	32	2-12	.167	1-3	.333	4-4	1.000	2-1	3	3.7	4	0	0	0	0	1	9	9.1
San Francisco	12/17	*	27	1-7	.143	0-0	.000	5-6	.833	1-6	7	4.0	1	0	3	2	1	2	7	8.9
Oakland	12/19	*	29	7-12	.583	3-4	.750	4-5	.800	1-4	5	4.1	2	0	2	2	1	1	21	10.0
Delaware State	12/22	*	28	3-4	.750	2-2	1.000	4-4	1.000	1-2	3	4.0	1	0	2	5	0	3	12	10.2
Lewis	12/28	*	30	1-9	.111	0-3	.000	0-0	.000	5-8	13	4.7	3	0	5	2	0	1	2	9.5
Connecticut	1/3								Did not play											
Cincinnati	1/7								Did not play											
at Seton Hall	1/11								Did not play											
at West Virginia	1/14								Did not play											
at DePaul	1/17								Did not play											
Notre Dame	1/20								Did not play											
DePaul	1/25								Did not play											
at Pittsburgh	1/28								Did not play											
St. John's	2/1		17	0-3	.000	0-0	.000	0-0	.000	0-3	3	4.6	1	0	4	0	0	0	0	8.9
at Villanova	2/4		9	2-2	1.000	0-0	.000	0-0	.000	0-0	0	4.3	1	0	1	4	0	0	4	8.5
at Rutgers	2/12		26	3-7	.429	0-1	.000	3-4	.750	2-2	4	4.3	3	0	1	0	0	0	9	8.6
Georgetown	2/16		21	1-3	.333	0-1	.000	0-0	.000	2-2	4	4.2	2	0	1	3	0	0	2	8.2
Pittsburgh	2/18		26	5-8	.625	1-2	.500	2-2	1.000	1-3	4	4.2	1	0	3	3	0	0	13	8.4
at Notre Dame	2/25		24	0-4	.000	0-0	.000	3-4	.750	0-1	1	4.1	1	0	2	3	1	1	3	8.2
at Louisville	3/1		32	3-10	.300	1-3	.333	3-4	.750	0-4	4	4.1	3	0	0	0	0	1	10	8.3
Providence	3/4		27	7-8	.875	2-2	1.000	2-3	.667	0-3	3	4.0	4	0	1	4	0	1	18	8.7
vs Georgetown	3/9		24	4-7	.571	0-1	.000	6-7	.857	4-2	6	4.1	2	0	1	1	0	1	14	9.0
vs Alabama	3/16		24	4-8	.500	0-1	.000	2-5	.400	2-1	3	4.0	2	0	2	2	0	0	10	9.0



WESLEY MATTHEWS

SOPHOMORE • 6-5 • 215 • GUARD

MADISON, WIS. • MEMORIAL HS

2005-06 NOTES:

Played in 23 games for the Golden Eagles making 13 consecutive starts before suffering a stress fracture in his right foot ... averaged 9.0 points and 4.0 rebounds per game ... after returning to play, he averaged 7.4 points, 3.2 rebounds in 23.0 minutes per game ... was fourth on the team in scoring average with 9.0 points per game, second on the team from long range making 43.8 percent of his attempts ... scored seven points in 15 minutes in collegiate debut against Rice (Nov. 18) ... added 11 in Pepsi Blue & Gold Championship on 4-of-7 shooting against Winthrop (Nov. 19) ... notched second consecutive double digit point performance contributing 12 points in 17 minutes against Eastern Washington (Nov. 23), including eight points from the free throw line ... registered career highs in points (18), rebounds (7) and free throws (9) at Nebraska (Nov. 30) ... went to the free throw line 11 times at Nebraska converting a game high nine of his attempts ... grabbed six steals against South Dakota State (Dec. 3), a season high by any Marquette individual ... played a season high 32 minutes against Valparaiso (Dec. 7) ... led Marquette in steals for the second consecutive game with four against Valpo ... dished a season high six assist against Valpo ... held scoreless in the first half for the first time all season at Wisconsin (Dec. 10) ... was perfect from the charity stripe making all four of his attempts at Wisconsin ... matched a season high seven rebounds against San Francisco (Dec. 17) ... led Marquette in assists against San Francisco with three ... led Marquette with a career best 21 points against Oakland (Dec. 19) ... set career bests in in field goals (7), field goals attempted (12), three pointers (3) and three-point attempts (4) ... his 21 points made him the fourth different player to score 20 or more points for Marquette this season ... led Marquette for the second consecutive game with 12 points against Delaware State (Dec. 22) ... was perfect from the free throw line for the fifth time this season making all four of his attempts against Delaware State ... topped his previous career best seven rebounds with 13 against Lewis (Dec. 28) ... came off the bench to play in his first game against St. John's (Feb. 1) since Lewis (Dec. 28) after suffering a stress fracture in his right foot ... saw 17 minutes of action against St. John's and dished a team high four assists ... he had one assist and one rebound in his first shift of four minutes against St. John's ... came off the bench to score four points making both of his attempts at Villanova (Feb. 4) ... came off the bench and recorded nine points and four rebounds leading all bench scorers at Rutgers (Feb. 12) ... scored the Golden Eagles' only two bench points against Georgetown (Feb. 16) ... led the bench in scoring with 13 points against Pittsburgh (Feb. 18) for the fourth straight game since he came back from injury ... his 13 points marks the first time since December he has scored 10 or more points ... made his second most field goals (five) this season against Pitt ... accounted for all of the

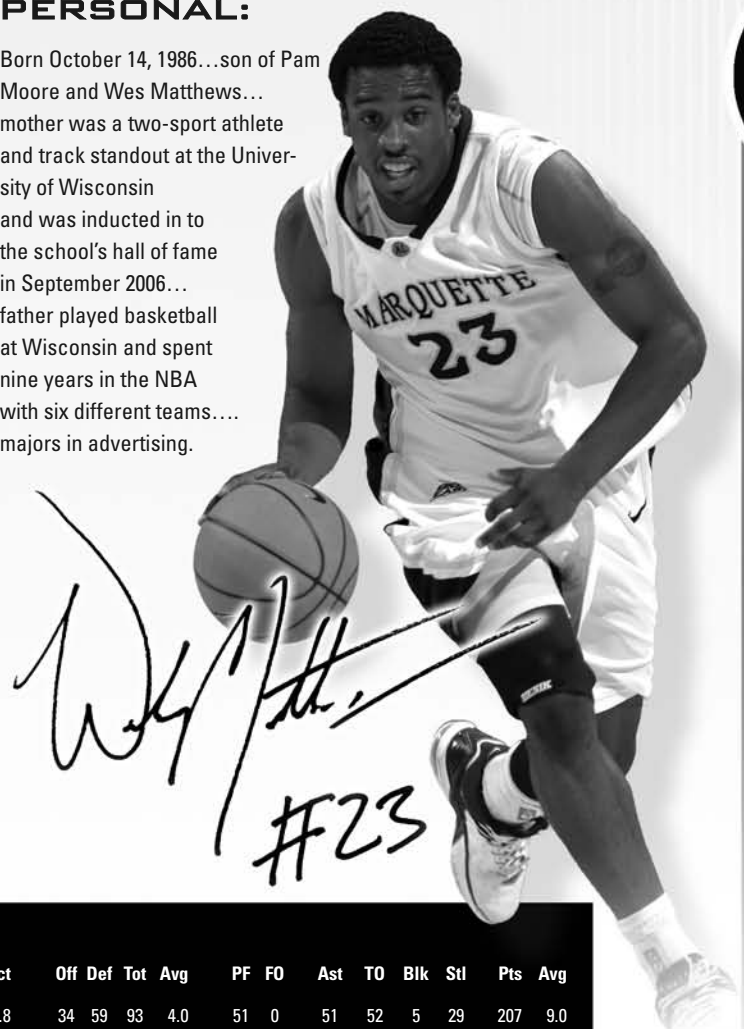
bench scoring at Louisville (March 1) scoring 10 points ... was near perfect from the field making seven of eight attempts for 18 points against Providence (March 4) ... with his 18 points he tied his second highest point total of the season and his largest since returning from a mid-season foot injury ... gave the Golden Eagles a huge spark off the bench against Georgetown (March 9) scoring 14 points and grabbing six rebounds ... six of his points came at the charity stripe, the most times he has converted from the free throw line since coming back from injury.

HIGH SCHOOL NOTES:

Named Mr. Basketball for the state of Wisconsin by the WBCA/ Milwaukee Journal Sentinel... 2005 Associated Press Wisconsin Player of the Year... AP and Milwaukee Journal Sentinel first team all-state selection... averaged 22.5 points in leading his team to a 24-2 record and state championship as a senior ... rated No. 56 by Hoopmasters.com following his senior season... named second team all-state by the Journal Sentinel as a junior, averaging 15.8 points and helping Memorial reach the state championship game.

PERSONAL:

Born October 14, 1986... son of Pam Moore and Wes Matthews... mother was a two-sport athlete and track standout at the University of Wisconsin and was inducted in to the school's hall of fame in September 2006... father played basketball at Wisconsin and spent nine years in the NBA with six different teams.... majors in advertising.



47


WESLEY MATTHEWS

23



CAREER TOTALS

Year	GP	GS	Min	Avg	FG	FGA	Pct	3FG	3FGA	Pct	FT	FTA	Pct	Off	Def	Tot	Avg	PF	FO	Ast	TO	Blk	Stl	Pts	Avg
2005-06	23	13	573	24.9	65	163	39.9	14	32	43.8	63	80	78.8	34	59	93	4.0	51	0	51	52	5	29	207	9.0
TOTAL	23	13	573	24.9	65	163	39.9	14	32	43.8	63	80	78.8	34	59	93	4.0	51	0	51	52	5	29	207	9.0



22

40

JERRELL MCNEAL

22



CAREER HIGHS

Points	19	Connecticut	(1/3/06)
Rebounds	12	Connecticut	(1/3/06)
Field Goals	8	Oakland	(12/19/05)
FG Attempts	22	Connecticut	(1/3/06)
Three FG	2	Twice	
Three FG Att.	5	Connecticut	(1/3/06)
Free Throws	5	Three Times	
Free Throw Att.	6	Connecticut	(1/3/06)
Assists	7	DePaul	(1/17/06)
Steals	5	Notre Dame	(1/20/06)
Blocks	3	Notre Dame	(1/20/06)
Minutes	37	Seton Hall	(1/11/06)

2005-06 HIGHS

Points	19	Connecticut	(1/3)
Rebounds	12	Connecticut	(1/3)
Field Goals	8	Oakland	(12/19)
FG Attempts	22	Connecticut	(1/3)
Three FG	2	Twice	
Three FG Att.	5	Connecticut	(1/3)
Free Throws	5	Three Times	
Free Throw Att.	6	Connecticut	(1/3)
Assists	7	DePaul	(1/17)
Steals	5	Notre Dame	(1/20)
Blocks	3	Notre Dame	(1/20)
Minutes	37	Seton Hall	(1/11)



2005-06 GAME-BY-GAME STATS

Opponent	Date	GS	Min	FG	Pct	3FG	Pct	FT	Pct	Off-Def	Tot	Avg	PF	FO	A	TO	Blk	Stl	Pts	Avg
Rice	11/18	*	31	5-7	71.4	1-2	50.0	3-3	100.0	0-6	6	6.0	3	0	1	8	2	2	14	14.0
Winthrop	11/19	*	23	2-4	50.0	1-1	100.0	1-2	50.0	0-4	4	5.0	3	0	2	2	1	2	6	10.0
vs Eastern Wash.	11/23	*	27	5-6	83.3	0-0	—	5-5	100.0	3-3	6	5.3	3	0	4	2	0	3	15	11.7
vs Oral Roberts	11/25	*	26	3-5	60.0	0-0	—	2-2	100.0	0-2	2	4.5	1	0	5	6	1	2	8	10.8
vs South Carolina	11/26	*	25	2-4	50.0	1-1	100.0	2-2	100.0	1-3	4	4.4	0	0	0	2	0	2	7	10.0
at Nebraska	11/30	*	32	1-5	20.0	0-2	0.0	5-5	100.0	1-1	2	4.0	4	0	2	4	1	2	7	9.5
South Dakota St.	12/03	*	18	3-6	50.0	0-0	—	3-4	75.0	0-0	0	3.4	5	1	1	3	0	4	9	9.4
Valparaiso	12/07	*	29	4-10	40.0	0-2	0.0	4-4	100.0	0-4	4	3.5	2	0	4	1	1	2	12	9.8
at Wisconsin	12/10	*	13	3-7	42.9	0-0	—	0-0	—	2-0	2	3.3	5	1	1	3	0	1	6	9.3
San Francisco	12/17	*	32	6-14	42.9	1-3	33.3	2-5	40.0	1-0	1	3.1	3	0	2	3	0	3	15	9.9
Oakland	12/19	*	27	8-12	66.7	1-3	33.3	1-1	100.0	4-3	7	3.5	2	0	5	2	0	3	18	10.6
Delaware State	12/22	*	29	4-9	44.4	2-2	100.0	0-0	—	1-5	6	3.7	1	0	4	2	0	2	10	10.6
Lewis	12/28	*	26	5-9	55.6	1-1	100.0	0-0	—	2-4	6	3.8	0	0	2	5	1	0	11	10.6
Connecticut	01/03	*	35	7-22	31.8	1-5	20.0	4-6	66.7	4-8	12	4.4	3	0	2	4	0	2	19	11.2
Cincinnati	01/07	*	35	7-21	33.3	0-3	0.0	2-2	100.0	2-2	4	4.4	3	0	2	3	0	1	16	11.5
at Seton Hall	01/11	*	37	3-10	30.0	1-2	50.0	2-3	66.7	0-4	4	4.4	2	0	3	6	2	3	9	11.4
at West Virginia	01/14	*	32	4-9	44.4	0-0	—	1-2	50.0	2-3	5	4.4	4	0	3	5	0	1	9	11.2
at DePaul	01/17	*	33	4-6	66.7	1-1	100.0	2-3	66.7	1-3	4	4.4	1	0	7	5	0	0	11	11.2
Notre Dame	01/20	*	30	6-9	66.7	0-0	—	0-2	0.0	0-3	3	4.3	3	0	5	3	5	5	12	11.3
DePaul	01/25	*	36	5-15	33.3	1-2	50.0	0-0	—	3-4	7	4.5	2	0	3	2	0	3	11	11.3
at Pittsburgh	01/28	*	34	5-12	41.7	0-2	0.0	0-4	0.0	0-2	2	4.3	4	0	5	3	1	3	10	11.2
St. John's	02/01	*	28	4-11	36.4	0-0	—	3-4	75.0	1-4	5	4.4	2	0	2	5	0	2	11	11.2
at Villanova	02/04	*	30	7-15	46.7	0-1	0.0	0-0	—	2-6	8	4.5	1	0	2	5	0	2	14	11.3
at Rutgers	02/12	*	22	4-10	40.0	0-4	0.0	5-5	100.0	2-1	3	4.5	4	0	2	3	0	3	13	11.4
Georgetown	02/16	*	26	5-10	50.0	0-2	0.0	0-0	—	0-7	7	4.6	1	0	3	6	0	2	10	11.3
Pittsburgh	02/18	*	19	3-6	50.0	1-2	50.0	2-2	100.0	1-2	3	4.5	3	0	0	3	0	2	9	11.2
at Notre Dame	02/25	*	21	4-13	30.8	0-1	0.0	0-0	—	1-4	5	4.5	2	0	4	3	1	2	8	11.1
at Louisville	03/01	*	26	5-15	33.3	0-1	0.0	0-0	—	2-3	5	4.5	2	0	2	3	0	2	10	11.1
Providence	03/04	*	19	4-10	40.0	0-0	—	5-6	83.3	2-4	6	4.6	2	0	1	5	0	2	13	11.1
vs Georgetown	03/09	*	26	5-12	41.7	0-2	0.0	0-0	—	2-2	4	4.6	2	0	3	5	0	1	10	11.1
vs Alabama	03/16	*	26	5-8	62.5	0-1	0.0	0-0	—	0-3	3	4.5	4	0	3	3	0	0	10	11.1



JERREL McNEAL

SOPHOMORE • 6-3 • 195 • GUARD

CHICAGO, ILL. • HILLCREST HS

2005-06 NOTES:

Named to the BIG EAST All-Rookie Team ... one of three Marquette players to start in every game this season ... averaged 11.1 points per game — third on the team — and a team second best, 4.5 rebounds per game ... led the team in steals with 64 and passed Doc Rivers for the freshman season steals record ... when McNeal scored 10 or more points, Marquette was 14-7 in 2005-06 ... scored 14 points in collegiate debut, shooting 5-of-7 from the floor against Rice (Nov. 18) ... grabbed 10 rebounds in first two games to lead team in that category ... was a Great Alaska Shootout All-Tournament selection after tallying 30 points, including 15 points against Eastern Washington (Nov. 23), and 12 rebounds in three games ... converted all nine of his free throw attempts in three games ... earned the Golden Eagles' second BIG EAST Rookie of the Week Selection on Nov. 27 ... was perfect from the free throw line for the fourth consecutive game making all five of his attempts at Nebraska (Nov. 30) ... scored a team high 12 points against Valparaiso (Dec. 7), his first double-figure scoring performance since Eastern Washington ... topped his previous career best 15 points with 18 points against Oakland (Dec. 19) ... scored 14 of his 18 points in the first half, setting a season best for a Marquette individual ... grabbed seven rebounds against Oakland and dished five assists ... was one of three players to score in double figures contributing 10 points against Delaware State (Dec. 22) ... scored in double figures for the fourth consecutive game with 11 points against Lewis (Dec. 28) ... recorded a career night against no. 2 Connecticut (Jan. 3) with his first career double double topping his previous career highs with 19 points and 12 rebounds — eight of those boards in the first half ... topped his career high field goal attempts against Connecticut with 22 ... contributed 16 points against Cincinnati (Jan. 7) ... played a season high 37 minutes at Seton Hall (Jan. 11) ... one of four Golden Eagles to score in double figures, posting 11 points at DePaul (Jan. 17) ... topped his career high five assists with seven at DePaul ... Accounted for three of Marquette's season high 10 blocks against Notre Dame (Jan. 20) ... his three blocks were a career high as well as his five steals, topping his previous mark of four against South Dakota State ... led the Golden Eagles rebounding effort against DePaul (Jan. 25), grabbing seven ... attempted 15 shots from the field against DePaul for his third game of the season to record 15 or more shots ... after a three game drought of not converting from the charity stripe, he sunk 3-of-4 free throws against St. John's ... led the Golden Eagles rebounding effort with eight, his most in nine games at Villanova (Feb. 4) ... was perfect from the free throw line for the eighth time this season making all five of his attempts at Rutgers (Feb. 12) ... one of three Golden Eagles to score in double figures in four consecutive games

(St. John's, Villanova, Rutgers, and Georgetown) ... was one of four Marquette players to score in double figures at Louisville (March 1) contributing 10 points ... made five of six free throws against Providence (March 4) his first trip to the charity stripe in two games ... was one of three Golden Eagles to score in double figures against Georgetown (March 9) adding 10 points ... averaged 10.8 points in the last four games of the season.

HIGH SCHOOL NOTES:

Led Hillcrest to the sectional final during his senior season by averaging 20.0 points, 9.0 rebounds, 6.0 steals and 4.0 assists... named a third team all-american by Parade Magazine... ranked as the state of Illinois' top senior by the Illinois Prep Bullseye... named first team all-state by the Associated Press, Chicago Tribune and Chicago Sun-Times... played for the East Squad in the 2005 Roundball Classic held at the United Center in Chicago.

PERSONAL:

Born June 1, 1987... son of Edward and Merlyn McNeal... has two older brothers, Jeremy and January... majors in communications studies.



40

JERREL McNEAL

22

CAREER TOTALS

Year	GP	GS	Min	Avg	FG	FGA	Pct	3FG	3FGA	Pct	FT	FTA	Pct	Off	Def	Tot	Avg	PF	FO	Ast	TO	Blk	Stl	Pts	Avg
2005-06	31	31	853	27.5	138	312	44.2	13	46	28.3	54	72	75.0	40	100	140	4.5	77	2	85	117	14	64	343	11.1
TOTAL	31	31	853	27.5	138	312	44.2	13	46	28.3	54	72	75.0	40	100	140	4.5	77	2	85	117	14	64	343	11.1





MAURICE ACKER

SOPHOMORE • 5-8 • 165 • G

HAZELCREST, ILL. • HILLCREST HS

2



2005-06 NOTES:

Acker averaged 9.2 points, 4.6 assists and 2.4 rebounds in 31.7 minutes and started 25 of 28 games as a freshman at Ball State ... was recognized for his outstanding play by being named to the Mid-American Conference all-freshman team as well as being named the league's rookie of the year ... will sit out 2006-07 season per NCAA transfer rules.

HIGH SCHOOL NOTES:

A high school teammate of current Golden Eagles guard Jerel McNeal ... a four-year letterwinner for Tom Cappel at nationally recognized Hillcrest High School ... averaged 18 points, eight assists and nearly four steals a game in leading Hillcrest to its 17th straight conference championship in 2004 ... was named all-conference, all-area and selected as the team's most valuable player.

PERSONAL:

Born June 25, 1987 ... son of Maurice Sr. and Renee Acker ... has two sisters – Aliah and Shaneya ... majors in communication studies.

50

MAURICE ACKER

2





LAWRENCE BLACKLEDGE

JUNIOR • 6-8 • 185 • F

CARBONDALE, ILL. • CARBONDALE HS



*Lawrence
Blackledge
#21*

2004-06 NOTES:

Will have two years of eligibility remaining after spending the previous two seasons at Southwestern Illinois College (SWIC) ... a major contributor during his two seasons with the Blue Storm, Blackledge averaged 10.6 points, 6.5 rebounds, 3.2 blocks and shot 56-percent from the field in leading his team to 34 victories and a sixth place finish in the NJCAA national tournament in his last season ... possess a seven-foot wingspan and blocked 230 shots during his two years at SWIC ... was named First Team All-Great Rivers Athletic Conference in 2005-06 and an honorable mention NJCAA All-American.

HIGH SCHOOL NOTES:

Two-year letter winner at Carbondale High School ... As a senior, led his team to the Illinois State Tournament final four by averaging 10 points, five rebounds and three blocked shots ... was named first team all-division and conference, and honorable mention all-state.

PERSONAL:

Born November 24, 1985 ... son of Kimberly Rivers ... has two older brothers, Brandon and Jarvis Rivers, and two young sisters, Jade Blackledge and Breonna Clemons ... majors in communications studies.



10

LAWRENCE BLACKLEDGE

21





DAVID CUBILLAN

FRESHMAN • 6-0 • 170 • G

MARA CAIBO, VENEZUELA • ST. BENEDICT'S (N.J.)

10



HIGH SCHOOL NOTES:

Originally from Mara Caibo, Venezuela ... had an outstanding summer in which he led St. Benedict's to a championship in the 72-team AND 1 High School Basketball Championship/ Metro East qualifier ... averaged 13.8 points, 5.8 assists and shot 51.0 percent from three-point range ... named a First Team All-New Jersey State Prep A selection ... led St. Benedict's to 30 wins and a no. 10 national ranking in addition to the New Jersey State Prep A state title.

PERSONAL:

Born July 27, 1987...son of Pedro and Migdalis Leon Cubillan... has two older brothers, Pedro and Andres, and one younger sister, Andrea...major is undecided.

52

DAVID CUBILLAN

10





LAZAR HAYWARD

FRESHMAN • 6-6 • 215 • F

BUFFALO, N.Y. • NOTRE DAME PREP (MA)

24



HIGH SCHOOL NOTES:

Hayward played at Notre Dame Prep in Fitchburg, Mass. ... was rated among the top-25 wings by Scout.com and the number 69 overall prospect of 2006 by Hoopmaster.com's Van Coleman ... averaged 27.0 points and was named All-Prep School Invitational Team in 2005 ... averaged 18.8 points, 7.9 rebounds, and shot 42.0 percent from three point range and 86.0 percent from the free throw line as a senior ... co-MVP of the National Prep School Invitational.

PERSONAL:

Born November 26, 1986...son of Lazar Sr... has a younger brother, Avery... major is undecided.

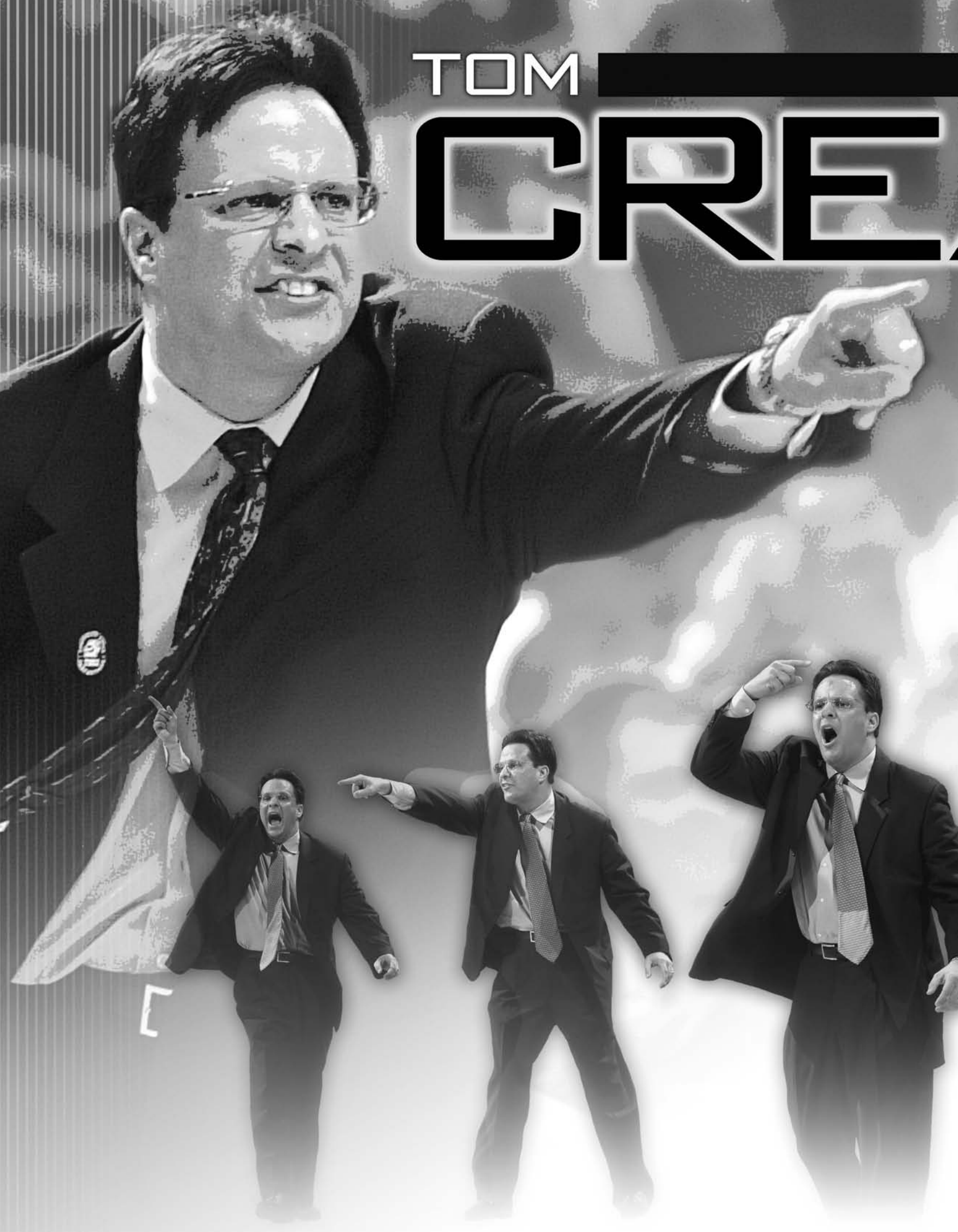


LAZAR HAYWARD

24



TOM CREW



HEAD COACH

141-76(.650) • SEVEN SEASONS

CREAN

Entering his eighth season as the head men's basketball coach at Marquette University, Tom Crean has positioned the program among the elite in college basketball.

In his seven seasons, Marquette has averaged 20 wins a year, won a conference championship and made six postseason appearances, including the 2003 Final Four, the program's third appearance all-time and first since 1977.

Since 2001, Crean has directed the Golden Eagles to 101 victories, fifth most among BIG EAST schools, and five consecutive postseason appearances. He is a two-time recipient of

the Ray Meyer Conference USA, NABC District XI and USBWA District V Coach of the Year awards, and in 2003 won the Coach Clair Bee Award as well as being named a finalist for the Naismith National Coach of the Year Award.

Crean's 65.0 winning percentage and 141 victories place him third in both categories all-time at MU.



10 10

TOM CREAN

HEAD COACH

NATIONAL RECOGNITION

Crean's revival of Marquette's storied basketball program has not gone unnoticed by the national pollsters as the Golden Eagles have spent 44 weeks in the rankings since November 2001. Prior to first appearing during Crean's tenure in the AP Top 25 on November 27, 2001, Marquette had been ranked for just 24 weeks the previous 15 seasons.

Marquette's consecutive year-end rankings in 2002 and 2003 were the first time for the program in a quarter century, and on March 4, 2003, the school earned its highest ranking since 1978 by reaching No. 8 in AP poll.

PLAYER DEVELOPMENT

Personally driven by an intense commitment to improve, Crean has structured a program at Marquette that focuses heavily on individual instruction and has allowed his players to stay ahead of the competition.

Through seven seasons, Golden Eagles players have earned 17 All-Conference selections and the program's first conference player of the year award, when Dwyane Wade won Conference USA's top honor in 2003. Wade also went on to become the first Marquette player since 1978 to be named an Associated Press First Team All-American and finalist for the John R. Wooden Award.

In 2006, Steve Novak was one of four unanimous selections to the All-Big East first team. Novak was selected 32nd overall by the Houston Rockets in 2006 NBA Draft.

In 2005, Travis Diener joined Wade as players under Crean's mentoring who earned All-American and All-Conference honors, as well as going on to be selected in the NBA Draft.

Marquette basketball has been represented on national player of the year balloting in each of the last five seasons.

FAN SUPPORT & EXPOSURE


Crean's passion and commitment on the court has paid dividends off of it. The program has set total attendance records three times, and since 1999 has drawn over 1.5 million fans.

Students on the Milwaukee campus have flocked to the Bradley Center in record numbers, making it one of college basketball's best environments.

Overall, attendance has increased 70-percent and the top nine crowds of all-time have occurred during Crean's tenure. Marquette's elevated status nationally has made it a favorite of television. Crean's squad has had 66 games televised nationally on network or cable since 2001, and will make a minimum of 12 appearances this season.

Crean was named the 15th head coach in Marquette basketball history on March 30, 1999. Before arriving in Milwaukee, Crean served on the Michigan State basketball staff for four seasons, holding the position of associate head coach for the last two. During that time, the Spartans compiled an 88-41 record and made four consecutive postseason appearances, including a trip to the 1999 Final Four. Michigan State's recruiting coordinator, Crean was instrumental in bringing two-time Big Ten Player of the Year Mateen Cleaves and 2000 John R. Wooden Award finalist Morris Peterson to East Lansing.

Prior to his tenure at Michigan State, Crean spent the 1994-95 season as an assistant coach at Pittsburgh and served as the associate head coach at Western Kentucky from 1990 to 1994. Crean got his start in coaching on the Division I level in 1989-90, serving on Jud Heathcote's staff at Michigan State. A native of Mount Pleasant, Michigan, Crean earned his bachelor's degree in parks and recreation with a minor in psychology from Central Michigan in 1989. While pursuing his degree, Crean coached basketball at Alma College and Mount Pleasant High School.



Tom and his wife Joani are the parents of Megan, 11, Riley, 7, and Ainsley, 1.

CREAN YEAR-BY-YEAR AT MARQUETTE



St. Louis Cardinals standout Albert Pujols visits the basketball program prior to the 2006 World Series.



2005-06

Picked to finish 12th in the BIG EAST Preseason Coaches Poll, Crean guided the Golden Eagles to a fourth place finish in the conference, a first round bye in the BIG EAST conference tournament, and their first trip to the NCAA Tournament since 2003. Marquette posted an overall record of 20-11 and its 20 wins were the most since 2002-03.

The Golden Eagles opened up BIG EAST play with a bang upsetting then second ranked Connecticut, 94-79, at the Bradley Center. Non-conference play was highlighted by Marquette claiming the Great Alaska Shootout for the second time in Crean's tenure.

2004-05

Despite losing all-American point guard Travis Diener for eight games, including the season's final five, Crean guided Marquette to 19 victories and its fourth consecutive post season appearance.

The Golden Eagles season started with promise. The team won 13 of its first 14 games, the best start for the program in 26 years, and defeated Elite Eight participant and rival Wisconsin by nine at the Bradley Center.

Marquette's appearance in the post season was the fifth during Crean's six seasons, and the school's 38th overall. Early success was highlighted by a season opening c hampionship in the BCA Classic and the team's sixth consecutive Pepsi Blue & Gold Championship.

2003-04

Despite losing Dwyane Wade and Robert Jackson, who accounted for 47.0 percent of Marquette's scoring and 38.0 percent of its rebounding in 2002-03, Crean guided the Golden Eagles to a 19-12 overall record and the quarterfinals of the National Invitation Tournament in 2003-04. The Golden Eagles postseason appearance was their 37th all-time.

The 2003-04 season saw Crean lead Marquette to its 26th-consecutive non-conference home win, a fifth-straight Pepsi Blue & Gold Classic Championship, the program's 1,300th victory all-time (a 65-52 victory at Houston on January 7) and, as a result of a 77-70 victory over Louisville on January 31, only its second victory ever on the road over a Top 5-ranked opponent. After opening the season ranked 23rd in the Associated Press and ESPN/USA Today polls, the Golden Eagles spent nine and ten weeks, respectively, ranked in both polls.



57

TOM CREAN

HEAD COACH



2002-03

Purely magical is the best way to describe the 2002-03 campaign, as Crean led Marquette to a place it had not been in over 25 years - the Final Four. Marquette's third appearance all-time in college basketball's ultimate destination came as a result of 27 wins (second-most in school history), including a program-best 14 victories in conference, and its first Conference USA Regular Season Championship.

The Golden Eagles finished the regular season ranked No. 9 by the Associated Press, its highest year-end AP ranking since 1978, and No. 6 in the ESPN/USA Today Top 25 poll. MU was one of only 10 teams to be ranked in all 19 of the AP's Top 25 polls and its .818 winning percentage was the program's best since 1977-78.

YEAR-BY-YEAR COACHING RESUME

School	Year	Record	Pct.	Notes
Michigan St.	1990	28-6	.824	NCAA Tournament - Sweet 16 Big Ten Champions
W. Kentucky	1991	14-14	.500	--
W. Kentucky	1992	21-11	.656	NIT
W. Kentucky	1993	26-6	.813	NCAA Tournament - Sweet 16 Sun Belt Tournament Champions
W. Kentucky	1994	20-11	.645	NCAA Tournament
Pittsburgh	1995	10-18	.357	--
Michigan St.	1996	16-16	.500	NIT
Michigan St.	1997	17-12	.586	NIT
Michigan St.	1998	22-8	.733	NCAA Tournament - Sweet 16 Big Ten Regular Season Champions
Michigan St.	1999	33-5	.868	NCAA Tournament - Final Four Big Ten Regular Season Champions Big Ten Tournament Champions

TOM CREAN AS A HEAD COACH

School	Year	Record	Pct.	Notes
Marquette	2000	15-14	.517	NIT
Marquette	2001	15-14	.517	--
Marquette	2002	26-7	.788	NCAA Tournament
Marquette	2003	27-6	.818	NCAA Tournament - Final Four C-USA Regular Season Champions
Marquette	2004	19-12	.613	NIT
Marquette	2005	19-12	.613	NIT
Marquette	2006	20-11	.645	NCAA Tournament

TOM CREAN VS. ALL OPPONENTS

Air Force	1-0	Minnesota	0-2
Alabama	0-1	Missouri	1-0
Appalachian State	2-0	Morris Brown	1-0
Arkansas-Little Rock	1-0	Nebraska	1-1
Arkansas-Pine Bluff	1-0	North Carolina	0-1
Arizona	0-2	Notre Dame	3-1
Baylor	0-1	Northern Michigan	1-0
Boise State	1-0	Oakland	2-0
Cal State Northridge	1-0	Oral Roberts	1-0
Canisius	1-0	Pittsburgh	2-1
Centenary	1-0	Providence	1-0
Charlotte	4-6	Rice	1-0
Chicago State	2-0	Rutgers	0-1
Cincinnati	5-7	Sacred Heart	1-0
Connecticut	1-0	Seton Hall	1-0
Coppin State	3-0	St. John's	2-0
Dayton	1-3	Saint Louis	9-3
Delaware State	2-0	Sam Houston State	2-0
DePaul	11-3	San Francisco	1-0
East Carolina	4-2	Savannah State	1-0
Eastern Illinois	1-0	South Alabama	0-1
Eastern Washington	1-0	South Carolina	1-0
Elon	1-0	South Dakota State	2-0
Florida A&M	1-0	South Florida	5-0
Fordham	1-0	Southern Miss	3-2
Georgetown	1-1	Tennessee	1-0
Gonzaga	1-0	TCU	2-4
Grambling	2-0	Texas-San Antonio	1-0
Hampton	1-0	Texas Southern	1-0
Holy Cross	1-0	Toledo	1-0
Houston	4-2	Tulane	6-1
Illinois State	1-0	Tulsa	0-1
Indiana	1-0	UAB	3-4
Iowa State	0-1	Valparaiso	2-0
IPFW	1-0	Villanova	1-1
Kansas	0-1	Wake Forest	1-1
Kent State	1-0	Western Carolina	2-0
Kentucky	1-0	Western Michigan	1-1
Lewis	1-0	West Virginia	0-1
Louisville	7-7	Winthrop	0-1
Loyola (IL)	1-0	Wisconsin	2-5
Massachusetts	1-0	Wofford	1-0
Memphis	1-4	Xavier	1-2

500

TOM CREAN





2001-02

In 2001-02, Crean coached Marquette to a 26-7 record and its 22nd NCAA Tournament appearance but first since 1997. The 26 victories were the third-most all-time and represented the program's first 20-win season since 1997.

The Golden Eagles started the season by winning 10-consecutive games and claiming the 2001 Great Alaska Shootout championship. As a result of its best start in four years, Marquette appeared in the AP Top 25 at No. 23 on November 27, 2001, its first AP ranking since January 19, 1998.

In conference play, Crean's squad won a program-record 12-straight on the way to a school-record 13 conference wins and a number two seed in the C-USA Tournament, the program's highest to-date. A 19-point victory over DePaul on March 1, wrapped up the Golden Eagles first undefeated home season - 16-0 - since 1995-96.

On February 19, MU achieved the school's highest national ranking since February 1979, when it reached No. 9 in the AP Top 25. The Golden Eagles spent a total of 12 weeks ranked nationally and concluded the year ranked No. 12 by the AP and No. 18 by ESPN/USA Today.

2000-01

Most preseason polls and publications had Marquette picked no higher than fifth in Conference USA's American Division for the 2000-01 season. As was the case for the previous season, Tom Crean and his club exceeded expectations and recorded their second consecutive 15-14 season.

In contention until the regular season's final day for a top seed at the conference tournament, MU defeated DePaul, Saint Louis and Cincinnati twice, on its way to a 9-7 finish in C-USA, its best since 1997. Marquette's two victories over Cincinnati represented the first time a league member had registered a regular-season sweep of the Bearcats.

1999-00

In his first season as head coach, Tom Crean took a team projected by many in the preseason as sixth in Conference USA's American Division to its first postseason appearance in two years.

Facing a schedule that featured 13 games with teams who participated in the 1998 NCAA Tournament, the 33-year old first-time head coach led his squad to 15 victories overall - including two over Top 25 teams DePaul (No. 21) and Louisville (No. 25) - and an 8-8 conference mark.



MU staff and players visited legendary Lambeau Field and met Green Bay Packers' Head Coach Mike McCarthy and Chairman and CEO Bob Harlan.

THE BUZZ ON TOM CREAN

Mike DeCourcy, *The Sporting News*

"There aren't many coaches who combine the various aspects of running a college program as well as Tom Crean: teaching, strategy, recruiting, public relations. He is the total package. Marquette is lucky to have him and apparently is smart enough to recognize its good fortune."

Dick Vitale, *ABC and ESPN Commentator*

"When you look at the college basketball landscape, there is no doubt that Tom Crean is a star in the coaching fraternity. To put it in "Vitale-ese", Crean is a 3S-man – superb, scintillating and sensational!"

Jay Bilas, *ABC and ESPN*

"I'm not sure I know a coach who pays more attention to detail than Tom Crean. Tom stays on top of everything in his program, and he is genuinely engaged in every aspect of his team's performance and development. That doesn't just happen; it takes an every day commitment both on and off the court. Tom is one of the nation's top basketball coaches and has built a program at Marquette

that will last. Tom Crean is the genuine article."

Dick "Hoops" Weiss, *New York Daily News*

"A few years ago, I had a chance to attend one of Tom's practice sessions the day before a home game against Louisville. It was the most physical, intense workouts I have ever witnessed and goes a long way to explain why Marquette plays as hard as any team in the country. Tom is driven to succeed and he has used the force of his personality and work ethic to transform Marquette into a true national power. No one works harder at his profession!"

Rick Bozich, *Louisville Courier Times/ Basketball Times*

"Success hasn't spoiled Tom Crean. If anything, it has filled him with even more enthusiasm, determination and energy to keep chasing great things at Marquette. He's working harder now than he worked as an assistant coach at Western Kentucky, Pitt or Michigan State."

Bill Raftery, *CBS and ESPN*

"Crean always rises to the top. When Marquette hired Tom to stir it up, no one thought he would achieve so much so quickly. His uncanny knack of getting players to give all they can as well as playing together was realized in 2003 by getting to the Final Four in New Orleans."

Pat Forde, *ESPN.com*

"Tom Crean has grown from hotshot young coach to Final Four phenom to veteran, long-term program builder. He hasn't just made Marquette competitive for a year or two, but for the foreseeable future. He can recruit against the best off the court, and as his record shows in a conference populated by big-name coaches, he can beat the best on the court, too. His service with the national team only increases his stature in the sport and underscores his commitment to basketball, and the way America plays it. He's good for the game."

Gregg Doyel, *CBS Sportsline*

"No one prepares likes Tom Crean, who spent his down time this summer planning the team's practices deep into October, and then started scouting Big East rosters to get ready for Marquette's jump to that conference...in 2005-06. The man is meticulous, and that's why the Golden Eagles' Final Four appearance in 2003 was no fluke. Crean will get them there again."

Larry Brown, *Veteran NBA head coach*

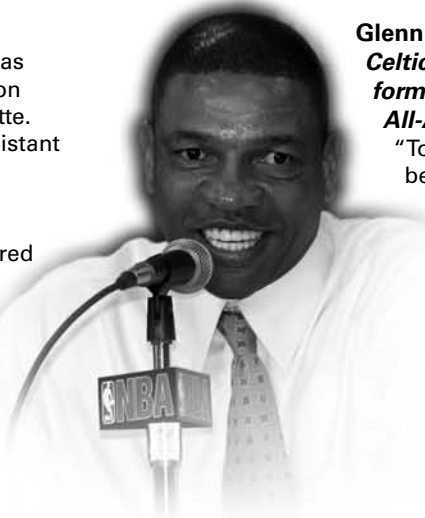
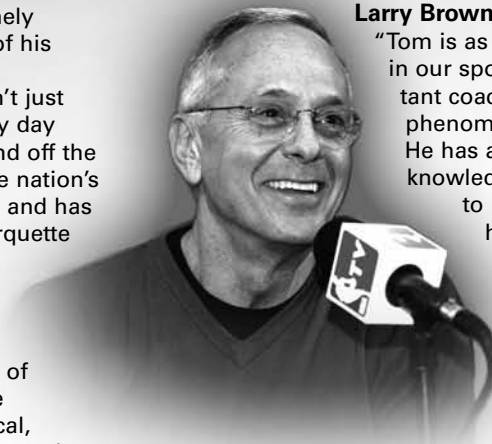
"Tom is as fine a young coach as we have in our sport. He was a tremendous assistant coach at Michigan State and he's a phenomenal head coach at Marquette. He has a willingness to learn, a wealth of knowledge, and I think his career is going to be fantastic. I consider him a really good friend."

Jeff Van Gundy, *Houston Rockets head coach*

"Tom Crean is one of the best basketball coaches in America. He has a proven track record in recruiting and a basketball knowledge that is second to none. He will continue the long line of great coaches at Marquette University."

Glenn "Doc" Rivers, *Boston Celtics head coach and former Marquette All-American*

"Tom Crean's name has become synonymous with Marquette University. His dedication, intensity and enthusiasm epitomize everything the University and the Golden Eagles emulate."



00

TOM CREAN

HEAD COACH





Dwyane Wade
Marquette, All-American
2003 NBA Draft first round pick

"Coach Crean was loyal to me during the whole recruiting process. Marquette was at the top of my list because the first call I got was from Coach Crean. All the other schools stopped calling me when they found out I wasn't going to have the test score to play my first year. Coach Crean said he wanted me no matter what.

While I was at Marquette, Coach Crean played a huge role in helping me mature and improve, not only as a player but as a person and parent as well."

Tom Izzo, Michigan State head coach

"Watching the progress of the Marquette program the past few years just confirms what I have known all along about Tom Crean. That his tireless work ethic, whether it comes to recruiting, game preparation or individual instruction, is what sets him apart from many and is evident in how his team plays. He definitely has a plan for how to achieve success for the Marquette program and that promises to bring excitement to its fans for years to come.

Jeff Nix, New York Knicks, Assistant General Manager

"There is not a better coach in the country than Tom Crean in improving the skill level of his players. His commitment to player development has had an immediate impact on the Marquette basketball program and will prepare his players for the opportunity to play in our league. He has great NBA contacts to assist his players and their futures."



Morris Peterson, Sr.,
Father of Morris Peterson

"I love Coach Crean. He is one of the best things ever to have happened to Morris. Morris was a young kid when he first went to Michigan State and Coach Crean had the patience to work with him both on and off the floor. If Coach Crean hadn't taken the time with him, Morris wouldn't have become the player that he is today."



Morris Peterson
Michigan State,
All-Big Ten first team

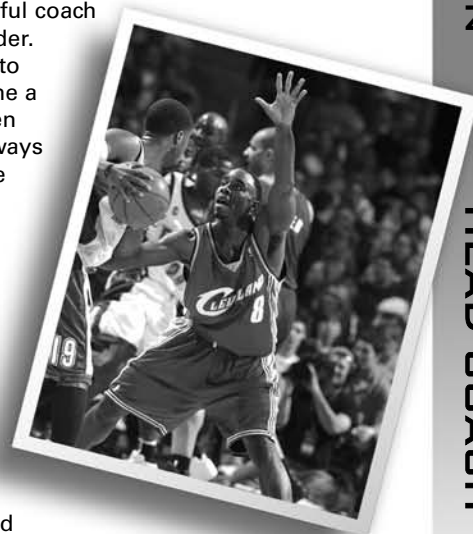
"Coach Crean really worked with me and helped me grow both as a basketball player and a person. There isn't a harder worker that I know. He played a big role in my development and I owe a lot to him."

Frances Cleaves,
Mother of Mateen Cleaves

"Coach Crean is a wonderful coach and a great character builder. He helped recruit Mateen to Michigan State and became a good friend to both Mateen and our family. He can always be counted upon to do the right thing."

Mateen Cleaves
Michigan State,
All-American
2000 NBA Draft
first round pick

"Coach Crean is one of the hardest working and most caring coaches I've ever played for. He is a great motivator and helped me take my game to another level each year that I played for him."



91


TOM CREAN

HEAD COACH

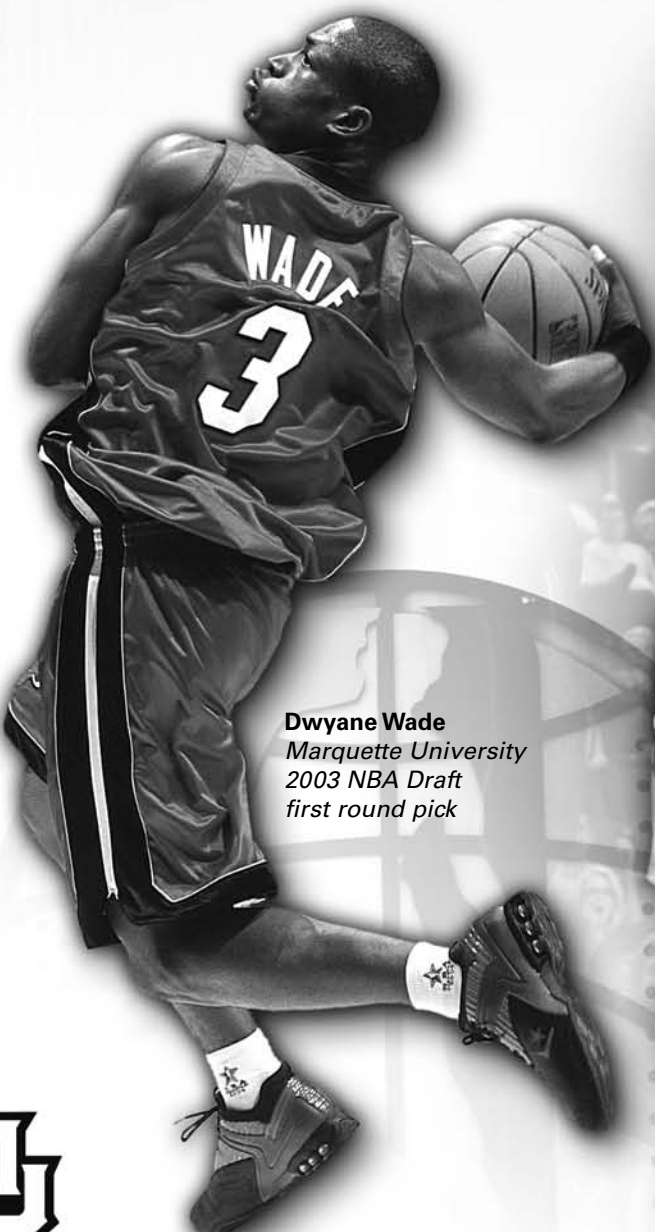


CREAN'S NBA PLAYERS


During his career Tom Crean has coached nine players who have gone on to play in the National Basketball Association (NBA). Four – Dwyane Wade, Mateen Cleaves, Morris Peterson and Vonteego Cummings – were first round draft picks.



Travis Diener
Marquette University
2005 NBA Draft
second round pick



Dwyane Wade
Marquette University
2003 NBA Draft
first round pick



Steve Novak
Marquette University
2006 NBA Draft
second round pick



Matt Steigenga
Michigan State

02

TOM CREAN

HEAD COACH



Jamie Feick
Michigan State,
1996 NBA Draft
second round pick

Steve Smith
Michigan State
1991 NBA Draft
first round pick

Mateen Cleaves,
Michigan State
2000 NBA Draft
first round pick

Vontee Cummings
Pittsburgh
1999 NBA Draft
first round pick

Morris Peterson
Michigan State
2000 NBA Draft
first round pick

FORMER MARQUETTE PLAYERS ON COACH CREAN

**Robert Jackson
2003**

"Coach Crean is a disciplined coach and a great teacher. I learned so much in my two years with him as a basketball player, student and person. A lot of the things he teaches carry over into your life off the court – things like being responsible and accountable. I know he helped me in a lot of ways."

**Cordell Henry
1999-2002**

"Coach Crean really helped me in my development as a point guard. He knows what it takes to win and is dedicated to helping players achieve success both on and off the court. I owe him a great deal."

**Jon Harris
1999-2002**


"Coach Crean is a high character guy. When he took over the job at Marquette, he came with the intent to work with what he had. He did not try to run off the current players nor did he recruit over us. He coached as if he had recruited us himself. I feel that says a tremendous amount about the type of person that he is. He also builds lasting relationships with his players and is devoted to helping them in anyway he can. I trust that he will always be one who I can turn to for advice."

6
4

TOM CREAN

HEAD COACH





**Oluoma Nnamaka
1999-2002**


"Not only did Coach Crean teach me a great work ethic, he also showed me that everything is possible when you work hard and believe in it, not only in basketball but life in general."

**Brian Barone
2000-01**

"Coach Crean has impacted my life in a positive way from the moment he began coaching at Marquette. There are many lessons he has taught me ranging from basketball to coaching and family. He has been a person I have turned to both on and off the court. What he has done at Marquette is something that I hope to emulate throughout my career."

**David Diggs
1999-2002**

"Coach Crean really worked with us and helped us maximize our ability. He is always trying to make his players and program better. There is no doubt the he helped my teammates and myself become better players and students of the game."



**John Cliff
1997-2000**

"As challenging and competitive as the first year was both mentally and physically, I have no doubt that I became a better player then and am a better man today because of what I learned from Coach Crean that year."

**Bart Miller
1997-2000**

"What Coach Crean taught me relates to much more than basketball, and are universal truths. I would say that I became a better player and man that year. As a group, I think we all learned to put a premium on responsibility, honesty and self-reliance. Before, I think we had focused too much on self-pity and blame."

**John Mueller
1998-2001**

"I was always the type of player that was quiet and who went about my own business during practices and individual workouts. When Coach Crean came, he challenged me to become more vocal and take a leadership role. Before, I was the player who followed the lead of others but by the time I graduated, I had become the player who was leading others. This has helped me in my professional basketball career."



CREAN AND THE COMMUNITY

Whether it's his family's association with Al's Memorial Run and Walk or his wife Joani's leadership of the Women in Support of Marquette Athletics (WISMA), Tom Crean and his family are deeply committed to the community. The work done off the court by the Crean Family, Marquette coaching staff and players is equally as important as their work on the court.

Tom and Joani Crean serve as grand marshals for Al's Memorial Run and Walk benefiting Children's Hospital

00

TOM CREAN

HEAD COACH



Ousmane Barro and Dominic James spend time with fans at Al's Memorial Run and walk

TY

A FEW OF THE ORGANIZATIONS CREAN HAS SUPPORTED INCLUDE:

- Children's Hospital of Wisconsin
- National Multiple Sclerosis Foundation
- Hunger Task Force of Milwaukee
- WISMA Book and School Supply Drives
- Marquette University's Hunger Clean-Up
- American Red Cross
- Catholic Charities



*Tom Crean
with National
Multiple Sclerosis
Foundation
leaders*

JASON RABEDEAUX

ASSISTANT COACH

Jason Rabedeaux is in his third season as an assistant coach on the Marquette basketball staff.

Rabedeaux owns 15 years of Division I coaching experience, including three as the head coach at UTEP from 1999-2002. Rabedeaux's contagious enthusiasm and diligent work ethic helped revitalize the UTEP basketball program. In three years under his direction, the Miners posted 46 victories and in 2000-01, just his second season, earned the program's first post season appearance since 1995 with a berth in the NIT. For his efforts, Rabedeaux was named the WAC Coach of the Year by the Sporting News and Houston Chronicle.

Prior to being named the Miners' head coach in September 1999, Rabedeaux spent ten years on Kelvin Sampson's staffs at Washington State (1989-94) and Oklahoma (1994-99). As Sampson's top assistant and recruiting coordinator, he was an integral part of the program's five consecutive NCAA Tournament appearances from 1995 to 1999 and the recruitment of Sooner standouts Eduardo Najera, Aaron McGhee and Hollis Price. Although not a member of that year's staff, Rabedeaux played a big part in recruiting and developing Oklahoma's 2002 Final Four squad.

Before arriving at Washington State, Rabedeaux spent the 1988-89 season as an assistant coach at North Adams State.

As a player, Rabedeaux was a four-year basketball starter at the University of California-Davis from 1984-88 and twice earned All-Conference honors. He concluded his collegiate career as the seventh all-time leading scorer in school history and set records for most three-point field goals made in one season (80), most three-point field goals made in a game (6) and most free throws made in a game (14).

Rabedeaux earned a bachelor's degree in exercise physiology from California-Davis in 1988, and a master's degree in athletic administration from Washington State in 1991.

Jason's family includes sons Beau (10) and Cole (8), and daughter Riley (3).

00

JASON RABEDEAUX

ASSISTANT COACH



JERRY SICHTING

ASSISTANT COACH



Jerry Sichting is in his first year on the men's basketball staff at Marquette University. Sichting joins the Golden Eagles after spending 10 years with the Minnesota Timberwolves organization, including the last nine as an assistant coach. Sichting served as the Timberwolves director of scouting and player development prior to moving to the bench.

Known throughout his NBA playing career as a hard-nosed, tenacious competitor, Sichting brought those same qualities of dedication with him to his first NBA front office and coaching position.

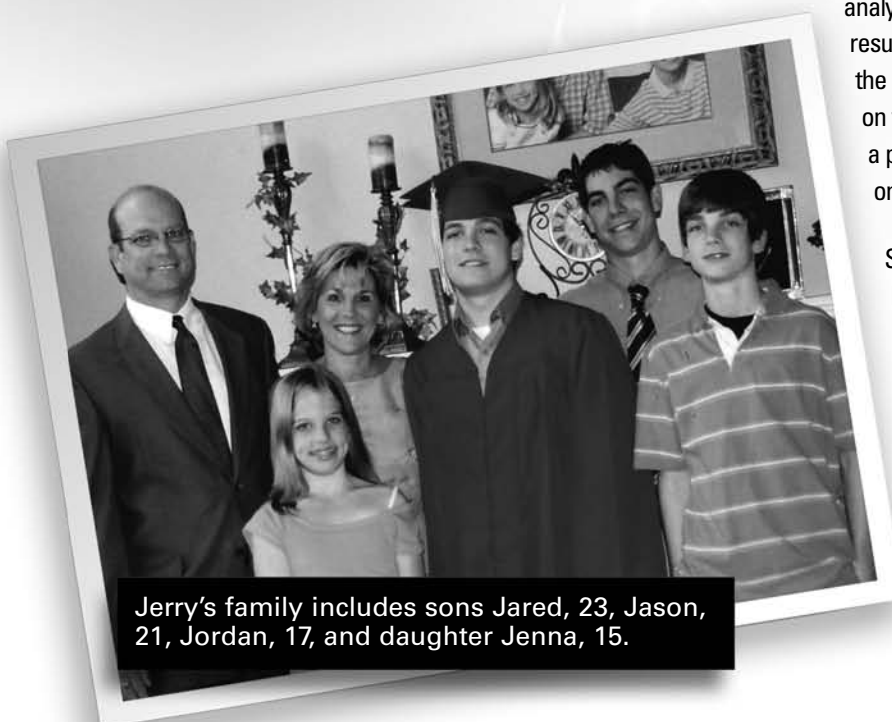
Sichting acquired an in-depth knowledge of the pro game from his 10 seasons as a player in the NBA. He began his career in 1980 and spent the following five seasons with the Indiana Pacers, averaging a career-high 11.5 points per game during the 1983-84 season. In 1985, Sichting signed with the Boston Celtics as a free agent and became an integral reserve. In 1986, he helped lead the Celtics to the NBA title.

Midway through the 1987-88 campaign, he was traded to the Portland Trail Blazers. He finished his playing career in 1989-90 as a member of the Charlotte Hornets and Milwaukee Bucks. Sichting appeared in 598 career regular-season games, recording an average of 6.9 points and 3.3 assists per game. He saw action in 47 playoff contests, posting averages of 3.0 points and 1.7 assists per outing.

After his playing career ended, Sichting remained in Boston and ran the Jerry Sichting Basketball Camp for five years. He also spent four seasons (1991-95) serving as the analyst on Boston Celtics radio broadcasts. His broadcast resume also includes fill-in roles on radio and television with the Indiana Pacers during the 1990-91 season, commenting on various high school broadcasts throughout Indiana and a pregame show for his alma mater, Purdue University, on WTTV-TV.

Sichting was a four-year member of the Boilermakers basketball program and earned all-Big Ten honors following his senior season. A fourth round draft pick by the Golden State Warriors in 1979, he was inducted into the Indiana Basketball Hall of Fame in 2002.

A native of Martinsville, Ind., Sichting and his wife, Joni, have four children, Jared, a senior at Marquette University and member of the 2003 Final Four team, Jason, Jordan and Jenna.



Jerry's family includes sons Jared, 23, Jason, 21, Jordan, 17, and daughter Jenna, 15.

BENNIE SELTZER

ASSISTANT COACH



Bennie Seltzer is in his first year on the men's basketball staff at Marquette University. Seltzer spent the previous nine seasons as a member of Kelvin Sampson's staff at Oklahoma.

Joining the Sooners' staff on July 30, 1997, Seltzer was the longest tenured of the OU assistants and his duties included day-to-day operations in the areas of conditioning, scouting, practice, game preparation and film exchange. He tutored Sooner backcourt players and was heavily involved in the program's summer basketball camps.

During his time in Norman, the Sooners averaged 25 wins per season and earned NCAA Tournament berths eight times, reaching the Sweet 16 in 1999, the Final Four in 2002 and the Elite Eight in 2003.


Seltzer, who flourishes in the role of player development, was selected as one of four court coaches for USA Basketball national team trials in July 2004. In that role he was responsible for conducting drills, coaching scrimmages and working with players in East Rutherford, N.J., who vied for spots on the 2004 USA World Championship For Young Men Qualifying Team. The eventual 12-man team later won the gold medal by going 5-0 in Halifax, Nova Scotia.

Seltzer's relationship with Coach Sampson started in 1989 when he joined the Washington State basketball team as a freshman. Seltzer starred four years in Pullman, Wash., before spending the next four years playing professionally in Turkey, Venezuela, Poland and Holland.

Seltzer, 34, is the all-time assists leader at Washington State (473) and also ranks second in 3-pointers made (230), sixth in steals (147), sixth in points (1,423) and sixth in minutes played (3,227).

A first-team All-Pac-10 Conference selection his senior season when he averaged 17.9 points and 4.7 assists, Seltzer left as the league's career record holder for 3-point baskets. He was also a member of the Pac-10 All-Freshman Team in 1989-90 when he averaged 11.7 points, 4.1 assists and 1.4 steals.

The Birmingham, Ala., native holds a sociology degree from Washington State.



Bennie's family includes wife DicQues and their two sons Diamond, 13, and Bennie III, 5.

NO

BENNIE SELTZER

ASSISTANT COACH



TODD TOWNSEND

DIRECTOR OF OPERATIONS

HEAD MANAGER



Todd Townsend is in his second season as Marquette's Director of Basketball Operations/Head Manager. Townsend was appointed to the position in August 2005.

Townsend enjoyed an outstanding four-year playing career at Marquette from 2001 to 2005, helping lead the Golden Eagles to four post season appearances, the 2003 Final Four and 91 victories. He started 48 of 114 career games, including all 33 during the Final Four run, and averaged 4.1 points, 2.2 rebounds and 1.1 assists.

A native of Chicago, Townsend earned a bachelor's degree in communication studies from Marquette University in 2005.



Todd started all 33 games during the Golden Eagles run to the 2003 Final Four.

BARB KELLAHER

SPECIAL ASSISTANT/EVENT COORDINATOR

Barb Kellaheer is in her fifth season with the Marquette basketball program. She joined the Marquette basketball staff after a successful three-year entrepreneurial endeavor as owner and manager of her own residential cleaning company.

Kellaheer's primary responsibilities include the daily operations of the men's basketball office and supervision of the office staff, as well as personally assisting head coach Tom Crean with his travel, daily scheduling, correspondence and arrangement of speaking engagements and special events. Kellaheer's experience with British Airways helped hone her "service beyond the call of duty" attitude and enabled her to visit Europe, Australia, Mexico and most of North America, including Hawaii.



Barb's family includes her husband of 19 years, Rich, and their three daughters Allison, 18, Brooke, 16, and Lauren, 14.

DEREK DEPREY

COORDINATOR OF BASKETBALL OPS VIDEO COORDINATOR

Derek Deprey is in his second season as Coordinator of Basketball Operations and Video for the Marquette Basketball program. Deprey, no stranger to basketball in Milwaukee, came to Marquette from the Milwaukee Bucks where he spent four years with the organization, two as the assistant video coordinator.

While with the Bucks, Deprey assisted in all facets of video coordination including scouting reports of both opponents and free agents and developed special edits for coaches and player to enhance their performances. He also edited European and NCAA film in preparation for the NBA draft, and created and utilized a spreadsheet for that film.

A native of Manitowoc, Wis., Deprey earned his bachelor of arts in business administration from Wisconsin Lutheran College. During his undergraduate years, Deprey played for both Wisconsin Lutheran for two seasons and UW-Manitowoc for two seasons where he was a first team all-state and first team all-conference selection, team captain and scholar athlete award winner. Deprey earned his master's degree in Sport Management from the United States Sports Academy in Daphne, Ala.



Derek and his wife Rachel.



JAYD GROSSMAN

HEAD ATHLETIC TRAINER

Jayd Grossman is entering his fourth season as Marquette's Head Athletic Trainer. In his capacity, Grossman oversees the efforts of the athletic training staff and care for Marquette's student-athletes while serving as the trainer for the men's basketball program.

Grossman came to Marquette after serving as the men's basketball trainer at the University of Cincinnati from 1993 to 2003. In addition to providing therapeutic medical care for the program, Grossman's additional responsibilities included coordination of the team's preseason conditioning program, developing and implementing basketball-specific diet and supplementation guidelines, as well as serving as the team's travel coordinator.


In addition to his duties with the basketball program, Grossman participated in the health care of the school's 18 varsity athletic programs and supervised the Graduate Athletic Trainer/Intern program. An instructor in Cincinnati's College of Education, Grossman coordinated the Disordered Eating Response Team that addressed disordered eating nutritional pathologies in the athletics program.

Grossman earned national recognition when he was selected to work at the USA Basketball National Team Trials in 2000, and then in again in 2001 when he was named as athletic trainer for the gold-medal winning USA 21-and-under World Championship team.

Prior to his time at Cincinnati, he was a graduate assistant athletic trainer at the University of Virginia from August 1992 to June 1993.

A native of Evansville, Wisconsin, Grossman earned a bachelor's of science degree in athletic training from Wisconsin-LaCrosse in 1992 and a master's in education from Virginia in 1993.

Jayd's family includes wife Juli and their three-year old daughter Mardi.



TODD SMITH

HEAD STRENGTH & COND. COACH

Todd Smith is in his first year at Marquette as Head Strength and Conditioning Coach. He is responsible for the total development of sport-specific strength and conditioning for the Marquette athletic department.

Smith comes to Marquette after spending six years as the Director of Athletic Performance for the University of the Pacific. At Pacific, he oversaw strength and conditioning for all 16 Division I sports.

Prior to Pacific, he was the Assistant Strength and Conditioning Coach at San Jose State for one season. He started his post-graduate career at Pacific, where he served as the Assistant Director of Athletic Performance for two years. Smith also worked at five NFL training camps with the 49ers and two for the NHL's Nashville Predators.

He served two years as the Graduate Assistant for Strength and Conditioning at the University of North Dakota. Smith graduated from Miami University with a BA in Exercise Science in 1995.

Todd's family includes wife Maggie and newborn son Cooper.



BASKETBALL MANAGERS



Back Row:
Matt Willis
Peter Thomas
Patrick Blum
Andy Knapp
Jimmy McGuire
Nick Bennett

Front Row:
Darin Sense
David Neill
Chris Herring
Matthew Marks
Julian Swartz

SECURITY STAFF



Leonard
Hardison

Greg
Griffin



STUDENT SUPPORT STAFF



Back Row:
Rachel Muck
Caitlin Nicolette
Emily Clauser
Mary Schless
Stephanie Rau

Front Row:
Danielle Divito
Ellen Christen



MIKE BROEKER

ASSOCIATE ATHLETICS DIRECTOR MARKETING & COMM.


Mike Broeker is in his fourth year at Marquette University and second as Associate Athletic Director. In his capacity, Broeker oversees the marketing, media and public relations, and ticket operations for Marquette's 14 Division I programs as well as serving as the primary contact for men's basketball.

Broeker joined the Marquette Athletics staff in November 2003 as Assistant Athletic Director for Media Relations, after nearly four years as a member of the basketball communications group at the National Basketball Association (NBA). While at the NBA, he generated awareness and publicity for the league, its executive staff, events and initiatives and served as the primary contact for local and national electronic media outlets. Broeker was the point person for electronic media at four NBA Drafts, three NBA All-Star games and three NBA Finals.

Prior to working with the NBA, Broeker spent two years working in the communications group for the Women's Tennis Association (WTA Tour), the largest professional tennis circuit for women in the world. He served as a primary on-site media contact for high-profile events including Wimbledon, the Australian Open, the U.S. Open, and the French Open.

A graduate of Siena College, Broeker earned a bachelor of arts in English in 1997 and worked as a Marketing/Sports Information Assistant in Siena's Athletic Department until 1998.

Mike's family includes his wife Anne and their son Michael.



ADRIENNE TRICE

ACADEMIC ADVISOR MEN'S BASKETBALL

Adrienne Trice is in her third year as Coordinator of Academics for Men's Basketball. Trice works closely with the team in planning academic schedules, monitoring the progress and status of student-athletes, coordinating the NCAA Clearinghouse Program, assists with the admissions process by evaluating high school and junior college transcripts, assists with new student orientation and personal academic counseling.

Trice spent two years with the Milwaukee Public Schools as a Speech-Language Pathologist where she provided language and articulation treatment and evaluation to culturally diverse elementary school students.

Trice ran track for four years at Howard University in Washington, D.C. and received her bachelor's of science in Speech-Language Pathology in 2001. Her minor was Sports Administration. In 2003, Trice earned her master's degree in Speech-Language Pathology while working as a Graduate Assistant to the Athletics Director in the Howard Athletics office. As an undergrad, Trice was an active member of the Alpha Kappa Alpha Sorority.

A native of Milwaukee, Trice attended Nicolet High School in Glendale and currently resides in Milwaukee.



FATHER WILLIAM KELLY, S.J.

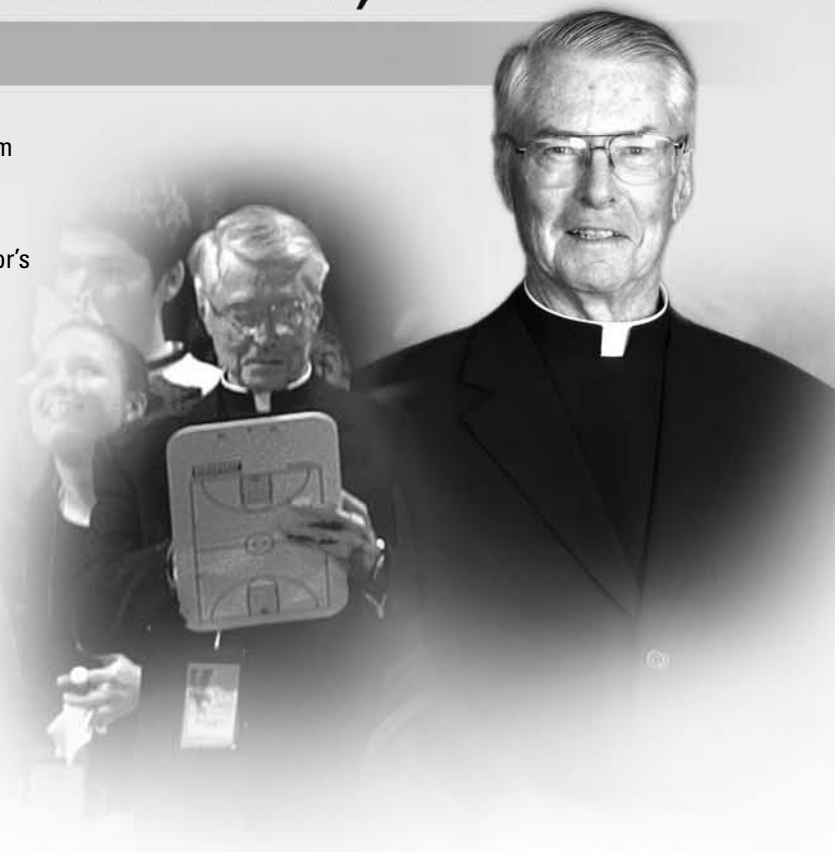
TEAM CHAPLAIN

Father William Kelly, S.J. is entering his 23rd season as team chaplain for the Marquette basketball program.

Born and raised in Chicago, Father Kelly earned his bachelor's degree from Saint Louis University in 1948. Following a three-year teaching stint at Saint Louis University from 1948 to 1951, he went on to earn a master's degree in theology from St. Mary's College in Kansas.

Ordained in 1954, Father Kelly attended Catholic University in Paris from 1958 to 1961 and subsequently obtained his doctorate of theology from there in 1963.

Father Kelly taught at Marquette from 1961 until his retirement in 2000.




DR. DARIN MACCOUX

TEAM PHYSICIAN

Dr. Darin A. Maccoux is in his eighth year as the medical team physician for the Marquette men's basketball team. A native of Green Bay, Wisconsin, Maccoux attended Dartmouth College where he was a four-year starter in basketball (1985-89).

After graduating from Dartmouth in 1989, he attended the University of Wisconsin-Madison Medical School and earned his M.D. Degree in 1993. He completed a Family Practice Residency at St. Luke's Hospital in Milwaukee, Wisconsin in 1996. Maccoux received a Fellowship in Sports Medicine from the Toledo Hospital, Ohio in 1997. He is Board Certified in Family Medicine and Sports Medicine.

Maccoux has a private practice in Muskego, Wisconsin with Lakeshore Medical Clinic. His hospital privileges include St. Luke's in Milwaukee, West Allis Memorial, and St. Francis' Hospital. He also serves as the team physician for Muskego High School and Waukesha Memorial High School.



Darin and his wife Carrie, with their four children Kyleen, Preston, Lydia, and Anelise.





2006-07 NUMERICAL ROSTER

NO.	NAME	HT.	WT.	POS.	YR.	HOMETOWN (SCHOOL)
1	Dominic James	5-11	175	G	So.	Richmond, Ind. (Richmond)
2	Maurice Acker	5-8	165	G	So.	Hazelcrest, Ill. (Hillcrest)
5	Dan Fitzgerald	6-9	205	F	Jr.	St. Paul, Minn. (St. Thomas Academy)
10	David Cubillan	6-0	170	G	Fr.	Mara Caibo, Venezuela (St. Benedict's (N.J.))
12	Dwight Burke	6-8	245	F	So.	Brooklyn, N.Y. (St. Benedict's Prep (N.J.))
21	Lawrence Blackledge	6-8	185	F	Jr.	Carbondale, Ill. (Carbondale)
22	Jerel McNeal	6-3	195	G	So.	Chicago, Ill. (Hillcrest)
23	Wesley Matthews	6-5	215	G	So.	Madison, Wis. (Memorial)
24	Lazar Hayward	6-6	215	F	Fr.	Buffalo, N.Y. (Notre Dame Prep (Mass.))
40	Mike Kinsella	7-0	250	C	Sr.	Rochester, Minn. (John Marshall)
41	Ousmane Barro	6-10	245	F	Jr.	Dakar, Senegal (Chicago (Ill.) Julian)
51	Jamil Lott	6-7	225	F	Sr.	St. Paul, Minn. (Como Park)

Head Coach: Tom Crean

Assistant Coaches: Jason Rabedeaux, Bennie Selzer, Jerry Sichting

Director of Basketball Operations/Head Manager: Todd Townsend

Coordinator of Basketball Operations/Video: Derek Deprey

2006-07 ALPHABETICAL ROSTER

NO.	NAME	HT.	WT.	POS.	YR.	HOMETOWN (SCHOOL)
2	Maurice Acker	5-8	165	G	So.	Hazelcrest, Ill. (Hillcrest)
41	Ousmane Barro	6-10	245	F	Jr.	Dakar, Senegal (Chicago (Ill.) Julian)
21	Lawrence Blackledge	6-8	185	F	Jr.	Carbondale, Ill. (Carbondale)
12	Dwight Burke	6-8	245	F	So.	Brooklyn, N.Y. (St. Benedict's Prep (N.J.))
10	David Cubillan	6-0	170	G	Fr.	Mara Caibo, Venezuela (St. Benedict's (N.J.))
5	Dan Fitzgerald	6-9	205	F	Jr.	St. Paul, Minn. (St. Thomas Academy)
24	Lazar Hayward	6-6	215	F	Fr.	Buffalo, N.Y. (Notre Dame Prep (Mass.))
1	Dominic James	5-11	175	G	So.	Richmond, Ind. (Richmond)
40	Mike Kinsella	7-0	250	C	Sr.	Rochester, Minn. (John Marshall)
51	Jamil Lott	6-7	225	F	Sr.	St. Paul, Minn. (Como Park)
23	Wesley Matthews	6-5	215	G	So.	Madison, Wis. (Memorial)
22	Jerel McNeal	6-3	195	G	So.	Chicago, Ill. (Hillcrest)

Head Coach: Tom Crean

Assistant Coaches: Jason Rabedeaux, Bennie Selzer, Jerry Sichting

Director of Basketball Operations/Head Manager: Todd Townsend

Coordinator of Basketball Operations/Video: Derek Deprey



2006-07 SEASON PREVIEW

TEAM OPENS NO. 17 IN COACHES' POLL

The Marquette University men's basketball team opens the 2006-07 season ranked as the No. 17 team in the country as voted on by the 31 Division I coaches who make up this season's board. The Golden Eagles received 203 votes and are one of ten teams in the poll who did not finish ranked in the top-25 last season. It is the highest ranking for Marquette in the preseason poll since beginning the 1977-78 season as the No. 3 team in the AP Poll.

The No. 17 ranking marks the first time since the Dec. 12, 2004 poll, when ranked No. 25, that MU has been listed in the top-25. No. 17 is also the highest the Golden Eagles have been ranked since the final poll of the 2002-03 season, when they finished at No. 6 in the USA TODAY/ESPN poll after reaching the NCAA Final Four.

JAMES NAMED TO 2006-07 JOHN R. WOODEN AWARD PRESEASON TOP 50

Sophomore point guard Dominic James has been named to the 2006-07 John R. Wooden Award Preseason Top 50, the award committee announced. The list is composed of 50 student athletes who, based on last year's individual performance and team records, are the early front runners for college basketball's most coveted trophy.

James, the BIG EAST Rookie of the Year in 2005-06 and a unanimous choice for the Preseason All-BIG EAST team, is Marquette's leading returning scorer with 15.3 points per game a year ago. He led the team in assists in 2005-06 at 5.4 assists per game and he is the team's top returning rebounder at 4.5 per game. James was one of seven freshman a season ago to average at least 11.0 points, 2.5 assists and 4.0 rebounds per game. This is the fifth consecutive season Marquette has been represented on the Wooden Award preseason list. Dwyane Wade was a selection in 2002-03, Travis Diener was on the list in both 2003-04 and 2004-05, and last season, Steve Novak was on the 2005-06 preseason list.

JAMES NAMED PRESEASON ALL-BIG EAST

Sophomore Dominic James was a unanimous choice for a preseason all-conference selection.

James, one of four unanimous picks to the preseason team, was the BIG EAST Rookie of the Year in 2005-06. He averaged 15.3 points in all games and was even more productive in league play, averaging 16.4 points. James is the league's top returning scorer. The 5-11 guard also averaged 5.4 assists and 4.5 rebounds.

GOLDEN EAGLES PICKED FOURTH IN PRESEASON POLL

Marquette was picked fourth in the BIG EAST men's basketball preseason poll, voted on by the league's head coaches. Last season, the Golden Eagles were the most successful of the five new league teams last year. The Golden Eagles compiled an overall record of 20-11 and were 10-6 in the BIG EAST. Marquette received one first place vote and was just one point behind Syracuse for third in the poll. Pittsburgh, Georgetown and Syracuse were listed ahead of Marquette on the coaches' list.

PERSONNEL CHART

GUARDS:

Maurice Acker	5-8	So.
David Cubillan	6-0	Fr.
Dominic James	5-11	So.
Wesley Matthews	6-5	So.
Jerel McNeal	6-3	So.

FORWARDS:

Ousmane Barro	6-10	Jr.
Lawrence Blackledge	6-8	Jr.
Dwight Burke	6-8	So.
Dan Fitzgerald	6-9	Jr.
Lazar Hayward	6-6	Fr.
Jamil Lott	6-7	Fr.

CENTERS:

Mike Kinsella	7-0	Sr.
---------------	-----	-----

TWO COACHES ADDED TO ROSTER

Veteran NBA coach Jerry Sichting and longtime college coach Bennie Selzer were added to the Marquette coaching staff. Sichting joins the Golden Eagles after spending 10 years with the Minnesota Timberwolves organization, including the last nine as an assistant coach. Sichting served as the Timberwolves director of scouting and player development prior to moving to the bench.

Seltzer spent the previous nine seasons as a member of Kelvin Sampson's staff at Oklahoma. During his time in Norman, the Sooners averaged 25 wins per season and earned NCAA Tournament berths eight times, reaching the Sweet 16 in 1999, the Final Four in 2002 and the Elite Eight in 2003. Seltzer, who flourishes in the role of player development, was selected as one of four court coaches for USA Basketball national team trials in July 2004.

NEW RADIO HOME FOR MARQUETTE BASKETBALL

Marquette University athletics and its marketing partner Nelligan Sports have reached a multi-year agreement with ESPN Radio 1510 Days/1290 Nights to serve as the flagship station for Marquette men's basketball beginning this season. ESPN Radio Milwaukee will broadcast all of the Golden Eagles' preseason, regular season and postseason games, including a 30 minute pregame show and a 45 minute postgame show. Steve "The Homer" True, the station's afternoon host, will continue to serve as the voice of Marquette and the station will also be the radio home of "The Tom Crean Show".



MARQUETTE

BASKETBALL



2005-06
SEASON



2005-06 SEASON IN REVIEW

POST SEASON PLAY

Marquette's post season appearance in 2006 was the program's 39th all-time, ninth-most in Division I. It was the school's 24th appearance in the NCAA Tournament. MU's all-time record in NCAA Tourney games stands at 32-25 (56.1). Tom Crean led the Golden Eagles to the post season for the fifth consecutive year, and sixth time in his seven years as head coach. MU participated in a national post season tournament in 11 of the last 13 years.

JAMES NAMED ROOKIE OF THE YEAR

Dominic James was named BIG EAST Rookie of the Year in 2005-06.

James, Marquette's freshman point guard, has guided the Golden Eagles to a 20-9 record, including a 10-6 BIG EAST mark. A native of Richmond, Ind., James was the league's top freshman scorer all season. He averaged 16.4 points per game in the regular season, ninth best in the league. His assist average of 5.0 ranked fifth. James was a six time BIG EAST Rookie of the Week.

MARQUETTE TRIO NAMED ALL-BIG EAST

Forward Steve Novak was named First-Team all-BIG EAST in a unanimous selection. Novak set the BIG EAST record for three-point field goals made in a season with 70. He averaged 20.4 points per game in BIG EAST play, an increase from his overall average of 17.4 points per game. His three point field goal average in BIG EAST play was 47.3 percent and he shot 48.6 from the floor in league games.

Novak was one of four unanimous selections to the 11-player first-team. Connecticut's Rudy Gay, and Villanova guards Randy Foye and Allan Ray joined Novak as unanimous selections.

James, the top freshman scorer and assist player in the BIG EAST last season, was a unanimous all-rookie selection. He averaged 16.4 points per game in league play and 5.0 assists. McNeal joined James on the 10-player All-Rookie Team. McNeal averaged 11.2 points and 5.2 rebounds per game in league play this season.

NOVAK LED BIG EAST IN 3FG PCT.

Senior Steve Novak hit 46.7 percent from three point range last season to lead the BIG EAST (sixth in the nation). He also led the league in three pointers made per game at 3.9 (third in the nation).

JAMES LED BIG EAST FRESHMEN

Freshman Dominic James led all BIG EAST freshmen in scoring at 15.3 and assists with 167. He finished third among freshman in the country in assists and fifth among freshman in scoring.

HOME COURT ADVANTAGE

Marquette won at least 14 games at home for the fifth straight season. The Golden Eagles are 78-12 (87.7 percent) at home since 2001. Marquette drew 223,983 for its 16 home games (13,999 average), the sixth straight season that the program has averaged more than 10,000 fans per game. The program has drawn 1.5 million spectators during Tom Crean's seven seasons as head coach, making the Bradley Center one of the nation's toughest venues for opposing teams. Since 2002, Marquette has averaged 14,075 fans, the third best among BIG EAST Schools.

ATTENDANCE SINCE 1999

Year	Games	Total	Average
1999-2000	14	159,528	9,971
2000-01	15	170,397	11,360
2001-02	15	191,650	12,777
2002-03	16	248,851	15,553
2003-04	18	275,241	15,291
2004-05	21	251,274	11,965
2005-06	16	223,983	13,999
Total	115	1,520,924	13,225

20 WINS AGAIN

For the third time in head coach Tom Crean's seven year career, he guided Marquette to a 20 win season. The last time Marquette won at least 20 games was in the 2002-03 season when it won 27 games en route to a national semifinal appearance. In all, Marquette has met or topped the 20 win mark in 28 seasons.

NOVAK BREAKS MU, BIG EAST SEASON THREES MARK

With 121 threes through 31 games, departing senior forward Steve Novak broke the single season school record, which was 90 by Travis Diener in 2002-03. Novak topped the senior season threes made with six against St. John's, passing Robb Logterman, who had 73 threes in a season in his senior year.

With 70 threes in BIG EAST play, Novak passed Ray Allen owned the previous record. Allen made 63 threes for Connecticut in league play in the 1995-96 season.

JAMES SETS MU FRESHMAN POINTS MARK

With 453 points in 2005-06, sophomore Dominic James set a new standard for points by a freshman. He passed Doc Rivers' total of 434 set in the 1980-81 season. James also broke the scoring average mark. Rivers averaged 14.0 points that season. James averaged 15.3 as a freshman.





2005-06 SEASON IN REVIEW

WOODEN AWARD ALL-AMERICA CANDIDATE

Marquette senior forward Steve Novak was one of the top 22 end-of-season candidates for the John R. Wooden Award All-American Team. The list was composed of 22 student athletes who, based on this year's individual performance and team records, are the frontrunners for college basketball's most coveted trophy.

Novak's nomination marked the fourth consecutive season the Golden Eagles have been represented on the national award ballot. In 2003, Dwyane Wade was selected to the Wooden Award All-American first team, and in 2004 and 2005 Travis Diener was recognized on the award's preseason, mid-season and final ballots.

Former MU great Butch Lee is the only other player in school history to earn Wooden Award honors. Lee was named to the award's first team after finishing as the runner-up for national player of the year honors in 1978.

NOVAK JOINED ELITE CLUB

Senior forward Steve Novak joined five other MU players with 1,500 career points and 500 career rebounds. Through his four seasons, Novak had 1,567 points and 524 rebounds. He joined Don Kojis (1,504 points, 1,222 rebounds), Bo Ellis (1,663 points, 1,805 rebounds), Trevor Powell (1,571 points, 112 rebounds), Damon Key (1,647 points, 739 rebounds) and George Thompson (1,773 points, 688 rebounds).

FITZGERALD SET CAREER MARK

Sophomore guard Dan Fitzgerald set a career mark with 18 points against DePaul. Fitzgerald was 6-of-7 from three point range including going 4-for-5 in a four and a half minute span in the first half. Fitzgerald bettered his previous career points total of 16, set against Marquette when he played with Tulane in the 2003-04 season.

ALL AROUND SUCCESS

Two Marquette freshmen were among the more dominant first year players in the country. Last season, only seven freshmen averaged 11.0 points, 4.0 rebounds and 2.5 assists per game, with two being Golden Eagles. Dominic James finished at 15.3 points, 4.5 rebounds and 5.4 assists per game. Jerel McNeal finished at 11.1 points, 4.5 rebounds and 2.7 assists per game. (Source: Stats, Inc.)

NON-CONFERENCE DOMINANCE

Marquette is 57-16 (78.1 percent) in regular and post season games against non-conference opponents since 2001-02.

MARQUETTE WINS CONFERENCE DEBUT

For the fourth time in school history, Marquette won the first game it played in a new conference. MU has collected wins in its first-ever games in the Midwestern Collegiate, Great Midwest, Conference USA and BIG EAST Conferences.

Marquette was just one of two of the five new BIG EAST schools to win its first home and its first road BIG EAST Conference game, joining Cincinnati.

NOVAK BECOMES MU FREE THROW LEADER

A career 93.1-percent free throw shooter, senior Steve Novak became Marquette's all-time leader by nearly seven percentage points with his first attempt against Valparaiso. Novak had a string of 68 consecutive free throws come to an end with his final attempt against Cincinnati (January 7, 2006), setting the school record. Prior to the miss against Cincinnati, he had not missed a free throw since the second half of MU's game at DePaul on January 20, 2005. He made 36 in a row before his next miss, going 0-1 against Louisville on March 1.

FIRST BIG EAST WIN

In all, 15 coaches have won their first BIG EAST game. Marquette coach Tom Crean and Cincinnati head coach Andy Kennedy joined that list this season. Prior to this year the most recent addition was on Jan. 5, 2005, when John Thompson III and Georgetown defeated Pittsburgh.

Coaches who have won their first BIG EAST game coached are: Crean, Kennedy, Thompson, Jamie Dixon (PIT, 1/6/04), John Beilein (WVU, 1/7/03), Jay Wright (VIL, 1/2/02), Matt Doherty (UND, 1/5/99), Craig Esherick (GEO, 1/8/99), Mike Jarvis (SJU, 12/5/98), Al Skinner (BC, 11/30/97), Steve Lappas (VIL, 1/2/93), Rick Barnes (PC, 12/7/88), Gordon Chiesa (PC, 12/10/87), Paul Evans (PIT, 1/3/87), Hody Mahon (SHU, 1/2/82).

Additionally, Crean is one of just six coaches to win their first BIG EAST home and road games.

POSTSEASON REGULARS

Marquette is one of eight teams in the BIG EAST Conference to qualify for the postseason (NCAA or NIT) in each of the last six seasons. The others are: Cincinnati, Connecticut, Louisville, Notre Dame, Pittsburgh, Syracuse and Villanova.





2005-06 STATISTICS

Record	Overall	Home	Away	Neutral
All Games	20-10	14-2	3-7	3-1
BIG EAST	10-6	7-1	3-5	—

Player	GP	GS	Min.	Avg.	Field Goals			3-Point FG			Free Throws			Rebounds				PF	DQ	A	TO	B	S	Pts.	Avg.
					FG	FGA	Pct.	3P	3PA	Pct.	FT	FTA	Pct.	Off.	Def.	Tot.	Avg.								
20 Steve Novak	31	31	1047	33.8	173	363	47.7	121	259	46.7	74	76	97.4	34	149	183	5.9	64	2	39	32	4	20	541	17.5
1 Dominic James	31	31	1006	32.5	174	404	43.1	41	136	30.1	84	131	64.1	24	116	140	4.5	74	2	167	87	12	50	473	15.3
22 Jerel McNeal	31	31	853	27.5	138	312	44.2	13	46	28.3	54	72	75.0	40	100	140	4.5	77	2	85	117	14	64	343	11.1
23 Wesley Matthews	23	13	573	24.9	65	163	39.9	14	32	43.8	63	80	78.8	34	59	93	4.0	51	0	51	52	5	29	207	9.0
32 Joe Chapman	31	17	697	22.5	64	147	43.5	36	91	39.6	21	28	75.0	20	59	79	2.5	51	0	45	19	7	18	185	6.0
43 Ryan Amoroso	26	5	390	15.0	52	130	40.0	8	25	32.0	34	43	79.1	46	58	104	4.0	39	0	14	15	6	4	146	5.6
5 Dan Fitzgerald	31	2	617	19.9	56	117	47.9	30	74	40.5	21	29	72.4	24	51	75	2.4	78	4	51	57	6	20	163	5.3
41 Ousmane Barro	31	14	419	13.5	56	87	64.4	0	0	0.0	23	42	54.8	45	43	88	2.8	69	2	13	30	15	19	135	4.4
51 Jamil Lott	24	7	264	11.0	29	55	52.7	0	0	0.0	16	25	64.0	23	29	52	2.2	34	0	7	20	16	9	74	3.1
40 Mike Kinsella	14	2	86	6.1	7	15	46.7	0	0	0.0	3	8	37.5	3	7	10	0.7	10	0	3	6	5	1	17	1.2
33 Chris Grimm	24	2	186	7.8	11	16	68.8	0	0	0.0	3	6	50.0	20	16	36	1.5	27	0	4	7	1	0	25	1.0
12 Dwight Burke	20	0	105	5.3	5	12	41.7	0	0	0.0	6	9	66.7	5	10	15	0.8	24	0	1	9	3	1	16	0.8
10 Tommy Brice	6	0	7	1.2	0	2	0.0	0	0	0.0	0	0	0.0	1	0	1	0.2	1	0	2	1	0	0	0	0.0
Team														58	38	96	3.1	0		6					
Total	31				830	1823	45.5	263	663	39.7	402	549	73.2	377	735	1112	35.9	599	12	482	458	94	235	2325	75.0
Opponents	31				752	1847	40.7	222	677	32.8	424	615	68.9	441	674	1115	36.0	528	-	460	447	121	214	2150	69.4

TEAM STATISTICS	MARQ	OPP	Date	Opponent	W	L	Score	High Scorer	High Rebounder	Att.	
SCORING	2325	2150	Nov. 18	Rice	W		82-65	James 16	Fitzgerald 8	11,218	
Points per game	75.0	69.4	Nov. 19	Winthrop		L	64-71	Novak 17	Lott 5	11,119	
Scoring margin	+5.6	-	Nov. 23	vs Eastern Washington	W		83-73	Chapman 17	McNeal 6	6,087	
FIELD GOALS-ATT	830-1823	752-1847	Nov. 25	vs Oral Roberts	W		73-70	James 15	Novak 9	7,185	
Field goal pct	45.5	40.7	Nov. 26	vs South Carolina	W	OT	92-89	Amoroso 30	Amoroso 12	7,496	
3 POINT FG-ATT	263-663	222-677	Nov. 30	at Nebraska		L	74-84	James 22	Amoroso 10	9,383	
3-point FG pct	39.7	32.8	Dec. 3	South Dakota State	W		87-52	James 14	Chapman, James 5	11,342	
3-pt FG made per game	8.5	7.2	Dec. 7	Valparaiso	W		69-54	James, McNeal 12	Novak 6	10,789	
FREE THROWS-ATT	402-549	424-615	Dec. 10	at Wisconsin		L	63-77	Novak 14	James, Novak 8	17,142	
Free throw pct	73.2	68.9	Dec. 17	San Francisco	W		61-48	Novak 22	Amoroso 8	12,221	
REBOUNDS	1112	1115	Dec. 19	Oakland	W		90-69	Matthews 21	Amoroso 8	10,988	
Rebounds per game	35.9	36.0	Dec. 22	Delaware State	W		60-48	Matthews 21	Amoroso, McNeal 6	11,542	
Rebounding margin	-0.1	-	Dec. 28	Lewis	W		88-40	James 22	Matthews 13	12,621	
ASSISTS	482	460	Jan. 3	2/2 Connecticut *	W		94-79	Novak 41	Novak 16	15,831	
Assists per game	15.5	14.8	Jan. 7	Cincinnati *		L	66-70	James 18	Novak 10	15,104	
TURNOVERS	458	447	Jan. 11	at Seton Hall *	W		67-63	Novak 25	Novak 9	6,827	
Turnovers per game	14.8	14.4	Jan. 14	at 16/23 West Virginia *		L	85-104	James 28	Amoroso 7	13,571	
Turnover margin	-0.4	-	Jan. 17	at DePaul *	W		82-79	James 29	Novak 6	12,322	
Assist/turnover ratio	1.1	1.0	Jan. 20	Notre Dame *	W		67-65	Novak 28	Novak 6	18,874	
STEALS	235	214	Jan. 25	DePaul *	W		62-47	Fitzgerald 18	McNeal 7	15,267	
Steals per game	7.6	6.9	Jan. 28	at 12/10 Pittsburgh *		L	71-77	James 16	James, Novak 6	12,508	
BLOCKS	94	121	Feb. 1	St. John's *	W		81-61	Novak 29	Novak 8	14,105	
Blocks per game	3.0	3.9	Feb. 4	at 4/4 Villanova *		L	67-72	Novak 18	McNeal 8	6,500	
WINNING STREAK	0	-	Feb. 12	at Rutgers *		L	84-91	James 22	Fitzgerald 6	7,211	
Home win streak	6	-	Feb. 16	17/17 Georgetown *	W		57-51	Novak 19	McNeal 7	15,243	
ATTENDANCE	223,983	169,163	Feb. 18	9/9 Pittsburgh *	W		84-82	Novak 27	Barro, James 5	19,007	
Home games-Avg/Game	16-13,999	10-11,639	Feb. 25	at Notre Dame *	W		80-72	Novak 21	Novak 11	11,418	
Neutral site-Avg/Game	-	5-10,555	March 1	at Louisville *		L	OT	60-67	Novak 20	James 11	19,505
SCORE BY PERIODS:	1st	2nd	OT	Total	March 4			88-78	Novak 20	McNeal, Novak 6	18,712
Marquette	1,097	1,214	14	2,325	March 9			59-62	Novak 18	Matthews 6	19,594
Opponents	994	1,138	18	2,150	March 16			85-90	James 20	Novak 5	12,414

Margin Of Victory

	1	2	3	4	5	6	7	8	9	10	11	12	13	14	15	16	17	18	19	20	21	22	23	24	25+
Marquette	-	2	3	1	-	1	-	1	-	2	-	1	1	-	3	-	1	-	-	1	1	-	-	-	2
Opponents	-	-	1	1	2	1	3	-	-	1	-	-	-	1	-	-	-	-	1	-	-	-	-	-	-





2005-06 STATISTICS

Statistics in BIG EAST Games (10-6)

Player	GP	GS	Min.	Avg.	Field Goals			3-Point FG			Free Throws			Rebounds				PF	DQ	A	TO	B	S	Pts.	Avg.
					FG	FGA	Pct.	3P	3PA	Pct.	FT	FTA	Pct.	Off.	Def.	Tot.	Avg.								
20 Steve Novak	16	16	578	36.1	103	212	48.6	70	148	47.3	50	52	96.2	24	91	115	7.2	36	1	24	13	2	10	326	20.4
1 Dominic James	16	16	537	33.6	100	220	45.5	20	60	33.3	42	64	65.6	12	67	79	4.9	41	1	80	44	5	30	262	16.4
22 Jerel McNeal	16	16	463	28.9	77	194	39.7	5	26	19.2	26	39	66.7	23	60	83	5.2	39	0	46	66	7	35	185	11.6
23 Wesley Matthews	8	0	182	22.8	21	45	46.7	4	9	44.4	13	17	76.5	5	18	23	2.9	16	0	13	17	1	3	59	7.4
32 Joe Chapman	16	14	397	24.8	38	85	44.7	23	53	43.4	17	21	81.0	10	30	40	2.5	28	0	32	8	4	11	116	7.3
5 Dan Fitzgerald	16	2	342	21.4	29	63	46.0	20	44	45.5	10	15	66.7	12	26	38	2.4	44	2	24	31	6	9	88	5.5
41 Ousmane Barro	16	5	233	14.6	31	54	57.4	0	0	—	11	22	50.0	30	24	54	3.4	39	1	7	14	8	11	73	4.6
43 Ryan Amoroso	13	2	143	11.0	14	36	38.9	2	7	28.6	6	10	60.0	14	20	34	2.6	19	0	5	5	2	2	36	2.8
51 Jamil Lott	10	5	115	11.5	8	19	42.1	0	0	—	10	16	62.5	10	13	23	2.3	17	0	5	12	8	5	26	2.6
40 Mike Kinsella	9	2	54	6.0	3	7	42.9	0	0	—	2	6	33.3	2	5	7	0.8	5	0	3	3	4	0	8	0.9
33 Chris Grimm	12	2	113	9.4	4	7	57.1	0	0	—	2	3	66.7	9	11	20	1.7	16	0	1	3	1	0	10	0.8
12 Dwight Burke	11	0	66	6.0	1	6	16.7	0	0	—	4	6	66.7	3	6	9	0.8	14	0	1	5	1	0	6	0.5
10 Tommy Brice	2	0	2	1.0	0	0	0.0	0	0	—	0	0	—	0	0	0	0.0	0	0	0	0	0	0	0	0.0
Team														31	21	52	3.3	0	0	5					
Total	16				429	948	45.3	144	347	41.5	193	271	71.2	185	392	577	36.1	314	5	241	226	49	116	1195	74.7
Opponents	16				400	976	41.0	128	391	32.7	230	327	70.3	234	364	598	37.4	266	-	248	208	70	103	1158	72.4

Statistics in Games Won (20-0)

Player	GP	GS	Min.	Avg.	Field Goals			3-Point FG			Free Throws			Rebounds				PF	DQ	A	TO	B	S	Pts.	Avg.
					FG	FGA	Pct.	3P	3PA	Pct.	FT	FTA	Pct.	Off.	Def.	Tot.	Avg.								
20 Steve Novak	20	20	653	32.7	119	236	50.4	80	163	49.1	57	57	100.0	24	97	121	6.1	35	0	29	22	3	16	375	18.8
1 Dominic James	20	20	631	31.6	104	237	43.9	21	74	28.4	54	81	66.7	13	65	78	3.9	45	1	110	53	8	30	283	14.2
22 Jerel McNeal	20	20	554	27.7	90	194	46.4	12	29	41.4	40	52	76.9	25	73	98	4.9	41	1	58	78	11	46	232	11.6
23 Wesley Matthews	15	10	368	24.5	39	100	39.0	10	19	52.6	34	43	79.1	18	45	63	4.2	29	0	40	38	4	23	122	8.1
32 Joe Chapman	20	10	453	22.7	42	100	42.0	26	60	43.3	17	21	81.0	17	43	60	3.0	37	0	34	14	7	10	127	6.4
5 Dan Fitzgerald	20	1	397	19.9	39	77	50.6	23	50	46.0	14	20	70.0	14	33	47	2.4	47	3	41	31	3	13	115	5.8
43 Ryan Amoroso	18	4	272	15.1	34	85	40.0	6	15	40.0	26	31	83.9	30	39	69	3.8	22	0	11	10	4	2	100	5.6
41 Ousmane Barro	20	8	246	12.3	39	59	66.1	0	0	—	15	29	51.7	35	27	62	3.1	45	2	6	18	7	12	93	4.7
51 Jamil Lott	17	5	190	11.2	19	35	54.3	0	0	—	15	22	68.2	16	19	35	2.1	27	0	7	12	12	7	53	3.1
40 Mike Kinsella	11	1	71	6.5	6	12	50.0	0	0	—	1	4	25.0	2	5	7	0.6	9	0	3	4	4	1	13	1.2
33 Chris Grimm	17	1	106	6.2	8	10	80.0	0	0	—	3	6	50.0	10	8	18	1.1	14	0	3	4	1	0	19	1.1
12 Dwight Burke	14	0	78	5.6	5	11	45.5	0	0	—	5	7	71.4	5	7	12	0.9	13	0	0	6	3	1	15	1.1
10 Tommy Brice	5	0	6	1.2	0	2	0.0	0	0	—	0	0	—	1	0	1	0.2	1	0	2	1	0	0	0	0.0
Team														30	22	52	2.6	0		5					
Total	20				544	1158	47.0	178	410	43.4	281	373	75.3	240	483	723	36.2	365	7	344	296	67	161	1547	77.3
Opponents	20				468	1180	39.7	122	410	29.8	227	340	66.8	271	413	684	34.2	360	-	290	316	61	135	1285	64.2

Statistics in Games Lost (0-11)

Player	GP	GS	Min.	Avg.	Field Goals			3-Point FG			Free Throws			Rebounds				PF	DQ	A	TO	B	S	Pts.	Avg.
					FG	FGA	Pct.	3P	3PA	Pct.	FT	FTA	Pct.	Off.	Def.	Tot.	Avg.								
1 Dominic James	11	11	375	34.1	70	167	41.9	20	62	32.3	30	50	60.0	11	51	62	5.6	29	1	57	34	4	20	190	17.3
20 Steve Novak	11	11	394	35.8	54	127	42.5	41	96	42.7	17	19	89.5	10	52	62	5.6	29	2	10	10	1	4	166	15.1
23 Wesley Matthews	8	3	205	25.6	26	63	41.3	4	13	30.8	29	37	78.4	16	14	30	3.8	22	0	11	14	1	6	85	10.6
22 Jerel McNeal	11	11	299	27.2	48	118	40.7	1	17	5.9	14	20	70.0	15	27	42	3.8	36	1	27	39	3	18	111	10.1
43 Ryan Amoroso	8	1	118	14.8	18	45	40.0	2	10	20.0	8	12	66.7	16	19	35	4.4	17	0	3	5	2	2	46	5.8
32 Joe Chapman	11	7	244	22.2	22	47	46.8	10	31	32.3	4	7	57.1	3	16	19	1.7	14	0	11	5	0	8	58	5.3
5 Dan Fitzgerald	11	1	220	20.0	17	40	42.5	7	24	29.2	7	9	77.8	10	18	28	2.5	31	1	10	26	3	7	48	4.4
41 Ousmane Barro	11	6	173	15.7	17	28	60.7	0	0	0.0	8	13	61.5	10	16	26	2.4	24	0	7	12	8	7	42	3.8
51 Jamil Lott	7	2	74	10.6	10	20	50.0	0	0	0.0	1	3	33.3	7	10	17	2.4	7	0	0	8	4	2	21	3.0
40 Mike Kinsella	3	1	15	5.0	1	3	33.3	0	0	0.0	2	4	50.0	1	2	3	1.0	1	0	0	2	1	0	4	1.3
33 Chris Grimm	7	1	80	11.4	3	6	50.0	0	0	0.0	0	0	0.0	10	8	18	2.6	13	0	1	3	0	0	6	0.9
12 Dwight Burke	6	0	27	4.5	0	1	0.0	0	0	0.0	1	2	50.0	0	3	3	0.5	11	0	1	3	0	0	1	0.2
10 Tommy Brice	1	0	1	1.0	0	0	0.0	0	0	0.0	0	0	0.0	0	0	0	0.0	0	0	0	0	0	0	0	0.0
Team														28	16	44	4.0	0		1					
Total	11				286	665	43.0	85	253	33.6	121	176	68.8	137	252	389	35.4	234	5	138	162	27	74	778	70.7
Opponents	11				284	667	42.6	100	267	37.5	197	275	71.6	170	261	431	39.2	168	-	170	131	60	79	865	78.6



2005-06 TEAM STATISTICS

Game by Game Comparison

Game	FG-A	Pct.	3P-A	Pct.	FT-A	Pct.	O	D	R	F	A	TO	B	S	Pts.
Rice	27-69	39.1	6-22	37.3	5-9	55.6	13	15	28	20	15	12	1	5	65
at Marquette	28-51	54.9	9-20	45.0	17-21	81.0	9	30	39	15	24	20	5	5	82
Winthrop	20-57	35.1	11-27	40.7	20-25	80.0	22	17	39	14	15	14	1	12	71
at Marquette	21-43	48.8	9-21	42.9	13-16	81.3	5	16	21	18	13	15	4	7	64
Eastern Wash.	24-52	46.2	7-16	43.8	18-34	52.9	11	19	30	26	15	17	1	273	
Marquette	25-54	46.3	7-20	35.0	26-32	81.3	14	22	36	34	10	20	2	8	83
Oral Roberts	23-57	40.4	3-17	17.6	21-28	75.0	10	27	37	20	15	16	5	10	70
Marquette	25-61	41.0	4-17	23.5	19-28	67.9	15	24	39	20	16	16	2	8	73
Marquette	30-66	45.5	13-28	46.4	19-22	86.4	16	21	37	11	20	12	0	5	92
South Carolina	37-68	54.4	11-21	52.4	4-8	50.0	11	21	32	20	21	12	6	4	89
Marquette	24-69	34.8	8-33	24.2	18-23	78.3	18	23	41	28	11	18	3	8	74
at Nebraska	28-64	43.8	6-24	25.0	22-37	59.5	21	28	49	16	20	17	6	10	84
South Dakota St.	17-50	34.0	5-11	45.5	13-16	81.3	18	14	29	13	11	32	2	6	52
at Marquette	36-59	61.0	6-12	50.0	5-19	60.0	11	18	29	18	23	19	5	20	87
Valparaiso	20-57	35.1	6-23	26.1	8-14	57.1	11	26	37	15	15	15	6	7	54
at Marquette	24-57	42.1	10-25	40.0	11-12	91.7	7	28	35	18	17	12	1	8	69
Marquette	24-64	37.5	5-20	25.0	10-15	66.7	16	26	42	28	12	16	1	4	63
at Wisconsin	27-61	44.3	7-18	38.9	16-27	59.3	12	28	40	16	12	9	5	8	77
San Francisco	20-51	39.9	1-13	7.7	7-10	70.0	14	23	37	24	12	19	3	7	48
at Marquette	19-52	36.5	8-19	42.1	15-22	68.2	16	16	32	14	11	11	3	7	61
Oakland	25-59	42.4	8-15	53.3	11-16	68.6	10	22	32	23	12	22	0	10	69
at Marquette	35-70	50.0	9-24	37.5	11-16	68.8	15	24	39	19	18	17	5	9	90
Delaware State	20-55	36.4	6-21	28.6	2-3	66.7	12	15	27	11	14	13	5	14	48
at Marquette	21-46	45.7	8-17	47.1	10-12	83.3	11	23	34	9	16	18	6	7	60
Lewis	15-65	23.1	3-25	12.0	7-8	87.5	15	18	33	12	11	19	3	7	40
at Marquette	36-69	52.2	9-20	45.0	7-10	70.0	17	36	53	12	26	17	1	8	88
Connecticut	27-71	38.0	8-24	33.3	17-34	50.0	22	24	46	24	18	14	7	5	79
at Marquette	28-71	39.4	10-27	37.0	28-34	82.4	17	29	46	28	15	12	3	8	94
Cincinnati	26-60	43.3	6-21	28.6	12-17	70.6	14	28	42	15	12	14	18	7	15
at Marquette	25-66	37.9	6-19	31.6	10-13	76.9	13	23	36	16	13	13	4	8	66
Marquette	22-53	41.5	9-20	45.0	14-20	70.0	12	23	35	19	12	16	5	6	67
at Seton Hall	22-59	37.3	8-24	33.3	11-13	84.6	14	23	37	19	14	15	2	3	63
Marquette	33-58	59.6	10-22	45.5	9-15	60.0	12	28	40	17	16	21	0	4	85
at West Virginia	33-61	54.1	20-38	52.6	18-24	75.0	4	17	21	12	25	5	3	9	104
Marquette	28-48	58.3	13-19	68.4	13-24	61.9	8	23	31	23	15	17	3	7	82
at DePaul	26-60	43.3	8-23	34.8	19-28	67.9	18	16	34	19	16	11	3	9	79
Notre Dame	22-55	40.0	9-28	32.1	12-13	92.3	9	18	27	12	13	11	1	9	65
at Marquette	27-52	51.9	8-20	40.0	5-9	55.6	8	25	33	15	17	14	10	7	67
DePaul	20-53	37.7	2-16	12.5	5-5	100.0	13	19	32	9	9	16	6	3	47
at Marquette	25-54	46.3	9-15	60.0	3-4	75.0	10	20	30	12	17	11	2	10	62
Marquette	29-63	46.0	8-21	38.1	5-12	41.7	9	21	30	20	14	11	4	11	71
at Pittsburgh	28-65	43.1	9-20	45.0	12-18	66.7	19	26	45	16	20	17	3	8	77
St. John's	22-54	40.7	4-16	25.0	13-23	56.5	11	22	33	20	17	12	1	6	61
at Marquette	26-56	46.4	9-18	50.0	20-24	83.3	10	25	35	23	17	10	1	6	81
Marquette	27-55	49.1	8-21	38.1	5-7	71.4	8	28	36	20	12	25	3	8	67
at Villanova	21-66	31.8	7-27	25.9	23-27	85.2	19	21	40	12	10	14	2	12	72
Marquette	27-65	41.5	10-31	32.3	20-28	71.4	19	19	38	27	13	11	1	5	84
at Rutgers	29-58	50.0	9-20	45.0	24-31	77.4	13	23	36	91	19	9	6	1	91
Georgetown	21-52	40.4	5-21	23.8	4-5	80.0	11	19	30	15	14	16	2	3	51
at Marquette	21-51	41.2	8-23	34.8	7-10	70.0	11	20	31	9	14	13	2	8	57
Pittsburgh	30-55	54.5	9-23	39.1	13-22	59.1	9	24	33	21	19	14	1	3	82
at Marquette	29-60	48.3	10-28	40.0	16-21	76.2	10	21	31	24	19	12	1	6	84
Marquette	28-68	41.2	8-23	34.8	16-19	84.2	12	28	40	17	13	10	7	10	80
at Notre Dame	24-62	38.7	9-28	32.1	15-18	83.3	12	29	41	19	16	16	4	7	72
Marquette	23-68	33.8	7-25	28.0	7-13	53.8	13	34	47	19	10	11	0	4	60
at Louisville	23-69	33.3	11-39	28.2	10-16	62.5	16	36	52	14	13	10	9	3	67
Providence	26-76	34.2	4-23	17.4	22-33	66.7	30	19	49	18	13	14	2	15	78
at Marquette	31-60	51.7	11-18	61.1	15-21	71.4	13	25	38	25	24	19	3	8	88
Georgetown	21-51	41.2	2-10	20.0	18-22	81.8	14	21	35	15	9	8	4	5	62
vs Marquette	21-53	39.6	7-18	38.9	10-15	66.7	11	19	30	19	11	9	3	6	59
Alabama	28-55	50.9	12-23	52.2	22-31	71.0	16	16	32	17	15	14	3	4	90
vs Marquette	32-61	52.5	7-22	51.8	14-19	73.7	13	15	28	22	13	12	4	9	85

High Marks

Double-figure scoring games	2005-06	Career
Dominic James	27	27
Steve Novak	27	80
Jerel McNeal	21	21
Wesley Matthews	11	11
Joe Chapman	7	21
Dan Fitzgerald	5	9
Ousmane Barro	5	5
Ryan Amoroso	3	9

20-point games	2005-06	Career
Steve Novak	11	22
Dominic James	5	5
Ryan Amoroso	1	1
Wesley Matthews	1	1
Joe Chapman	—	1

Double-figure rebound games	2005-06	Career
Steve Novak	3	3
Ryan Amoroso	1	2
Dominic James	1	1
Wesley Matthews	1	1
Jerel McNeal	1	1

Double-doubles	2005-06	Career
Steve Novak	3	3
Ryan Amoroso	1	2
Dominic James	1	1
Jerel McNeal	1	1

Individual Season Records

Player	Starts	10+ points	10+ rebs.
Ryan Amoroso	4-1	2-1	1-1
Ousmane Barro	8-6	4-1	—
Tommy Brice	—	—	—
Dwight Burke	—	—	—
Joe Chapman	10-7	5-2	—
Dan Fitzgerald	1-1	5-0	—
Chris Grimm	1-1	—	—
Dominic James	20-11	17-10	0-1
Mike Kinsella	1-1	—	—
Jamil Lott	5-2	—	—
Wesley Matthews	10-3	6-5	1-0
Jerel McNeal	20-11	17-7	1-0
Matt Mortensen	—	—	—
Steve Novak	20-11	17-9	2-1

Individual Career Records

Player	Starts	10+ points	10+ rebs.
Ryan Amoroso	6-2	5-4	1-2
Ousmane Barro	9-9	4-1	—
Tommy Brice	—	—	—
Dwight Burke	—	—	—
Joe Chapman	34-20	12-8	—
Dan Fitzgerald	1-1	5-0	—
Chris Grimm	8-4	—	—
Dominic James	20-11	17-8	0-1
Mike Kinsella	1-1	—	—
Jamil Lott	5-2	—	—
Wesley Matthews	10-3	6-5	1-0
Jerel McNeal	20-11	17-7	1-0
Matt Mortensen	—	—	—
Steve Novak	58-31	54-26	2-1





2005-06 SUPERLATIVES

Marquette Highs

Points	94	vs Connecticut (Jan. 3)
FG Made	36	Twice
FG Attempts	71	vs Connecticut (Jan. 3)
FG Percentage	68.4	13-19 at DePaul (Jan. 17)
3FG Made	13	Twice
3FG Attempts	33	at Nebraska (Nov. 30)
3FG Percentage	68.4	13-19 vs DePaul (Jan. 25)
FT Made	28	vs Connecticut (Jan. 3)
FT Attempts	34	vs Connecticut (Jan. 3)
FT Percentage	91.7	11-12 vs Valparaiso (Dec. 7)
Rebounds	53	vs Lewis (Dec. 28)
Assists	26	vs Lewis (Dec. 28)
Steals	20	vs South Dakota State (Dec. 3)
Blocks	10	vs Notre Dame (Jan. 20)
Turnovers	25	at Villanova (Feb. 4)
Fouls	34	vs Eastern Washington (Nov. 23)

Marquette Lows

Points	57	vs Georgetown (Feb. 16)
FG Made	19	vs San Francisco (Dec. 17)
FG Attempts	43	vs Winthrop (Nov. 19)
FG Percentage	33.3	23-68 at Louisville (March 1)
3FG Made	4	vs Oral Roberts (Nov. 25)
3FG Attempts	12	vs South Dakota State (Dec. 3)
3FG Percentage	23.5	4-17 vs Oral Roberts (Nov. 25)
FT Made	3	vs DePaul (Jan. 25)
FT Attempts	4	vs DePaul (Jan. 25)
FT Percentage	41.7	5-12 vs Notre Dame (Jan. 20)
Rebounds	21	vs Winthrop (Nov. 19)
Assists	10	Twice
Steals	4	Three times
Blocks	0	Three times
Turnovers	9	vs Georgetown (March 9)
Fouls	9	Twice

Marquette — Individual Game Highs

Points	41	Steve Novak vs Connecticut (Jan. 3)
	30	Ryan Amoroso vs South Carolina (Nov. 26)
FG Made	12	Steve Novak vs Connecticut (Jan. 3)
	11	Three times
FG Attempts	22	Jerel McNeal vs Connecticut (Jan. 3)
	21	Twice
FG Percentage	100.0 (5-5)	Ousmane Barro vs South Dakota State (Dec. 3)
	100.0 (5-5)	Dan Fitzgerald vs South Dakota State (Dec. 3)
3FG Made	6	Steve Novak, nine times
	6	Dan Fitzgerald vs DePaul (Jan. 25)
3FG Attempts	14	Dominic James at Nebraska (Nov. 30)
	13	Steve Novak, three times
3FG Percentage	100.0 (3-3)	Joe Chapman at Villanova (Feb. 4)
	100.0 (3-3)	Joe Chapman at DePaul (Jan. 17)
FT Made	11	Steve Novak vs Connecticut (Jan. 3)
	9	Wesley Matthews at Nebraska (Nov. 30)
FT Attempts	11	Three times
FT Percentage	100.0 (11-11)	Steve Novak vs Connecticut (Jan. 3)
	100.0 (7-7)	Steve Novak vs St. John's (Feb. 1)
Rebounds	16	Steve Novak vs Connecticut (Jan. 3)
	13	Wesley Matthews vs Lewis (Dec. 28)
Assists	9	Dominic James, three times
Steals	6	Wesley Matthews vs South Dakota State (Dec. 3)
	5	Three times
Blocks	3	Four times
Turnovers	8	Jerel McNeal vs Rice (Nov. 18)
	7	Dominic James, Twice

Opponent Highs

Points	104	at West Virginia (Jan. 14)
FG Made	37	vs South Carolina (Nov. 26)
FG Attempts	76	vs Providence (March 4)
FG Percentage	54.5	30-55 vs Pittsburgh (Feb. 18)
3FG Made	20	at West Virginia (Jan. 14)
3FG Attempts	39	at Louisville (March 1)
3FG Percentage	53.3	8-15 vs Oakland (Dec. 19)
FT Made	24	at Rutgers (Feb. 12)
FT Attempts	37	at Nebraska (Nov. 30)
FT Percentage	5-5	100.0 vs DePaul (Jan. 25)
Rebounds	49	at Nebraska (Nov. 30)
Assists	25	at West Virginia (Jan. 14)
Steals	15	vs Providence (March 4)
Blocks	18	vs Cincinnati (Jan. 7)
Turnovers	32	vs South Dakota State (Dec. 3)
Fouls	26	vs Eastern Washington (Nov. 23)

Opponent Lows

Points	40	vs Lewis (Dec. 28)
FG Made	15	vs Lewis (Dec. 28)
FG Attempts	50	vs South Dakota State (Dec. 3)
FG Percentage	23.1	15-65 vs Lewis (Dec. 28)
3FG Made	1	vs San Francisco (Dec. 17)
3FG Attempts	10	vs Georgetown (March 9)
3FG Percentage	7.7	1-13 vs San Francisco (Dec. 3)
FT Made	2	vs Delaware State (Dec. 28)
FT Attempts	3	vs Delaware State (Dec. 28)
FT Percentage	50.0	Twice
Rebounds	21	at West Virginia (Jan. 14)
Assists	9	Twice
Steals	1	at Rutgers (Feb. 12)
Blocks	0	vs Oakland (Dec. 19)
Turnovers	5	at West Virginia (Jan. 14)
Fouls	9	vs DePaul (Jan. 25)

Opponent — Individual Game Highs

Points	33	Mike Gansey, West Virginia (Jan. 14)
	32	Quincy Douby, Rutgers (Feb. 12)
FG Made	12	Quincy Douby, Rutgers (Feb. 12)
	11	Twice
FG Attempts	24	Quincy Douby, Rutgers (Feb. 12)
	22	Randy Foye, Villanova (Feb. 4)
FG Percentage	80.0 (8-10)	Roy Hibbert, Georgetown (Feb. 16)
	78.6 (11-14)	Mike Gansey, West Virginia (Jan. 14)
3FG Made	8	Mike Gansey, West Virginia (Jan. 14)
	8	Jean Felix, Alabama (March 16)
3FG Attempts	15	Taquan Dean, Louisville (March 1)
	14	Colin Falls, Notre Dame (Jan. 20)
3FG Percentage	100.0 (3-3)	Matt Cadwell, South Dakota State (Dec. 3)
	100.0 (2-2)	Phillip Brown, Delaware State (Dec. 22)
FT Made	9	Ronald Steele, Alabama (March 16)
	8	Five times
FT Attempts	12	Jason Dourisseau, Nebraska (Nov. 30)
	12	Jake Beitinger, Eastern Washington (Nov. 23)
FT Percentage	100.0 (8-8)	Three times
Rebounds	20	Aaron Gray, Pittsburgh (Jan. 28)
	16	Geoff McDermott (March 4)
Assists	9	Daryll Hill, St. John's (Feb. 1)
	8	Three times
Steals	6	Carl Krauser, Pittsburgh (Jan. 28)
	5	Four times
Blocks	10	Eric Hicks, Cincinnati (Jan. 7)
	6	Terrance Farley, Louisville (March 1)
Turnovers	8	Jeff Green, Georgetown (Feb. 16)
	8	Armondo Surratt, San Francisco (Dec. 17)



2005-06 Box Scores

Marquette 82, Rice 65

Game 1 • Pepsi Blue & Gold Classic • November 18, 2005
Bradley Center • Milwaukee

MILWAUKEE (AP) — It was a good opening night for Marquette's freshmen class.

Starting three freshmen, Marquette overcame a slow start for an 82-65 victory over Rice Friday night in the first round of the Pepsi Blue & Gold Classic.

All three highly touted freshmen played a role in the victory. Dominic James scored a team-high 16 points, handed out nine assists and grabbed 6 rebounds. Fellow freshmen Jerel McNeal added 14 points and Wesley Matthews chipped in 7 points.

Senior Steve Novak hit 3-of-7 three-pointers to add 13 points, while sophomore Tulane transfer Dan Fitzgerald had 9 points, 8 rebounds and 8 assists.

"We got a lot of good basketball from a lot of people," said Marquette coach Tom Crean. "I'm impressed with the instinct and the natural ability that these freshmen have."

Novak said the freshmen were a bit nervous before their first college game.

"It was hard to talk to them because one would get up and walk around and then another would get up," he said. "It's good for them to get out there for the first time."



Marquette 82, Rice 65

Rice	FG	3P	FT	O-D-REB	PF	TP	A	TO	B	S	MIN
Moore	f 5-12	0-1	4-7	3-25	4	14	3	1	0	0	30
Harrison	f 8-14	1-3	1-2	1-4.5	1	18	1	2	1	1	38
Britton	f 1-3	0-0	0-0	2-0.2	3	2	0	0	0	0	17
Williams	g 3-13	1-6	0-0	0-4.4	2	7	5	3	0	1	32
Almond	g 5-14	1-4	0-0	1-0-1	3	11	4	3	0	1	29
Hagen	0-1	0-0	0-0	0-0-0	2	0	0	1	0	0	10
Foster	1-5	1-4	0-0	1-0-1	1	3	1	0	0	0	13
Pflieder	2-4	2-4	0-0	0-2-2	2	6	0	0	0	0	10
Perka	2-3	0-0	0-0	2-0-2	2	4	1	1	0	2	21
Team				3-3.6							1
Totals	27-69	6-22	5-9	13-15	20	65	15	12	1	5	200
	39.1	27.3	55.6	28							

Marquette	FG	3P	FT	O-D-REB	PF	TP	A	TO	B	S	MIN
Novak	f 4-9	3-7	2-2	0-2-2	1	13	2	0	0	0	35
Lott	f 3-3	0-0	3-4	2-2-4	2	9	0	0	0	0	26
James	g 4-12	3-7	5-7	1-5-6	3	16	9	2	1	1	30
McNeal	g 5-7	1-2	3-3	0-6-6	3	14	1	8	2	2	31
Matthews	g 3-4	0-0	1-1	0-1-1	3	7	1	4	0	1	15
Fitzgerald	3-6	2-3	1-2	3-5-8	1	9	8	2	0	1	24
Chapman	0-1	0-0	0-0	1-1-2	1	0	3	0	1	0	18
Grimm	0-0	0-0	0-0	0-0-0	0	0	0	0	0	0	2
Barro	2-2	0-0	0-0	1-1-2	1	4	0	2	1	0	6
Amoroso	4-7	0-1	2-2	0-4-4	0	10	0	2	0	0	13
Team				1-3.4							
Totals	28-51	9-20	17-21	9-30	15	82	24	20	5	5	200
	54.9	45.0	81.0	39							

Officials: Jim Haney, Ray Perone, Michael Stephens
Technical fouls: Rice-None, Marquette-None.
Attendance: 11,218

Score by Periods	1st	2nd	Total
Rice	32	33	65
Marquette	39	43	82

Winthrop 71, Marquette 64

Game 2 • Pepsi Blue & Gold Classic • November 19, 2005
Bradley Center • Milwaukee

MILWAUKEE — Steve Novak had 17 points and Dominic James added 15 as Marquette dropped a 71-64 decision to Winthrop in the 44th Annual Pepsi Blue & Gold Classic at the Bradley Center.

Novak finished the game shooting 5-for-8 from the floor — all from the perimeter. It was the senior's 35th game with four or more three-pointers in his career. He currently has 241 career treys.

In addition to James' 15 points, he also dished out a game-high seven assists in 37 minutes of play. Freshman Wesley Matthews added 11 points and Ousmane Barro added seven points in 21 minutes of reserve play.

Overall, Marquette shot 48.8 percent from the floor (21-43), including 42.9 percent from beyond the arc (9-21). They were 13-for-16 from the charity stripe. MU committed 15 turnovers — just five in the second half — while dishing out 13 assists. Winthrop shot just 35.1 percent from the floor, but made it count from behind the arc, connecting on 11-of-27 attempts (40.7 percent). It was the most three's made by an MU opponent since Houston made 11 on March 2, 2005.



Winthrop 71, Marquette 64

Winthrop	FG	3P	FT	O-D-REB	PF	TP	A	TO	B	S	MIN
Shuler	f 3-10	1-2	8-9	3-2-5	2	15	6	2	0	4	32
Bradshaw	f 5-11	1-4	8-8	4-4-3	3	19	0	3	1	4	30
Williams	c 3-4	3-4	0-0	0-2-2	0	9	1	2	0	1	26
Gaynor	g 3-6	3-5	3-4	1-2-3	2	12	4	3	0	2	36
Martin	g 2-15	1-9	1-2	4-2-6	1	6	1	1	0	0	29
Jenkins	2-3	2-3	0-0	0-2-2	0	6	0	0	0	0	11
Daniels	0-4	0-0	0-2	1-0-1	2	0	0	1	0	0	13
Adams	0-0	0-0	0-0	0-0-0	1	0	2	0	0	0	4
Houston	2-3	0-0	0-0	2-1-3	2	4	0	2	0	1	11
Draughn	0-1	0-0	0-0	1-1-2	1	2	1	0	0	0	8
Team				6-1-7							
Totals	20-57	11-27	20-25	22-17	14	71	15	14	1	12	200
	35.1	40.7	80.0	39							

Marquette	FG	3P	FT	O-D-REB	PF	TP	A	TO	B	S	MIN
Novak	f 5-8	5-8	2-2	0-1-1	1	17	1	2	0	0	36
Lott	f 2-4	0-0	0-0	1-4-5	3	4	0	2	2	0	19
James	g 5-13	2-7	3-4	1-1-2	2	15	7	4	0	2	37
McNeal	g 2-4	1-1	1-2	0-4-4	3	6	2	2	1	2	23
Matthews	g 4-7	1-3	2-2	1-2-3	3	11	2	3	0	1	28
Fitzgerald	1-3	0-2	0-0	0-0-0	2	2	0	1	0	1	20
Chapman	0-0	0-0	0-0	0-0-0	1	0	0	0	0	0	6
Barro	1-2	0-0	5-6	1-2-3	3	7	1	1	1	1	21
Amoroso	1-2	0-0	0-0	0-1-1	0	2	0	0	0	0	9
Team				1-1-2							
Totals	21-43	9-21	13-16	5-16	18	64	13	15	4	7	200
	48.8	42.9	81.3%	28							

Officials: Jim Haney, Pat Driscoll, Michael Stephens
Technical fouls: Winthrop-None, Marquette-None.
Attendance: 11,119

Score by Periods	1st	2nd	Total
Winthrop	34	37	71
Marquette	30	34	64

Marquette 83, Eastern Washington 73

Game 3 • Great Alaska Shootout • November 23, 2005
Sullivan Arena • Anchorage, Alaska

ANCHORAGE, Alaska — Senior Joe Chapman came off the bench to score a team-high 17 points and lead Marquette to an 83-73 victory over Eastern Washington in the opening round of the Carrs Safeway Great Alaska Shootout.

"I struggled at the beginning of the year to get my motivation going and get ready," Chapman said. "But I just came out and played hard. I had two very good practices leading up to the game, I was playing with confidence and came out and played well. The guys gave me confidence before the game and told me just to go out there and shoot the ball."

Marquette advances to Friday's championship semifinal round where they'll face Oral Roberts at 8:30 p.m. CT.

"We will absolutely have our hands full Friday night with Oral Roberts," Crean said. "That looks like an NCAA tournament team to me. They're really well-coached, extremely good on the offensive boards, had seven layups or dunks in the first half (against USC) and missed six more. They're going to be absolutely fearless on the boards."

Five players scored in double figures for the Golden Eagles, with freshman Jerel McNeal, Dominic James and Wesley Matthews scoring 15, 14 and 12, respectively.



Marquette 83, Eastern Washington 73

Eastern Wash.	FG	3P	FT	O-D-REB	PF	TP	A	TO	B	S	MIN
Bastinger	f 5-12	2-3	5-12	2-4-6	2	17	2	2	0	0	34
Williams	f 4-5	0-0	1-3-4	0	8	1	1	1	1	1	33
Butorac	f 2-7	0-0	1-3	4-3-7	3	5	2	4	1	0	32
Stuckey	g 5-12	1-4	5-7	0-3-3	5	16	2	5	0	0	25
Smith	g 2-5	1-2	0-3	0-1-1	5	5	4	1	0	1	28
Penoncello	1-2	1-2	2-2	0-0-0	2	5	1	0	0	0	12
Bekkering	2-3	0-0	2-2	0-0-0	4	6	0	1	0	0	8
Humphrey	3-4	2-3	3-5	0-1-1	5	11	2	2	0	0	23
Zumwalt	0-2	0-2	0-0	0-1-1	0	0	0	0	0	0	1
Risper	0-0	0-0	0-0	0-2-2	0	0	1	1	0	0	4
Team				4-1-5							
Totals	24-52	7-16	18-34	11-19	26	73	15	17	1	2	200
	46.2	43.8	52.9	30							

Marquette	FG	3P	FT	O-D-REB	PF	TP	A	TO	B	S	MIN
Novak	f 3-11	1-7	4-4	1-4-5	3	11	0	2	0	0	31
Barro	f 0-0	0-0	0-0	1-1-2	4	0	0	2	0	0	6
James	g 5-11	0-3	4-6	0-3-3	5	14	3	6	1	2	32
McNeal	g 5-6	0-0	5-5	3-3-6	3	15	4	2	0	3	27
Matthews	g 2-5	0-0	8-10	1-4-5	4	12	0	1	0	2	17
Fitzgerald	1-2	1-2	0-0	0-0-0	5	3	1	1	0	1	13
Burke	0-0	0-0	2-2	1-0-1	1	2	0	0	0	0	5
Chapman	6-10	5-8	0-1	1-4-5	2	17	0	0	0	0	32
Grimm	1-1	0-0	0-0	1-0-1	2	2	0	1	0	0	4
Amoroso	2-6	0-0	3-4	2-1-3	1	7	1	1	1	0	21
Lott	0-2	0-0	0-0	1-2-3	4	0	1	3	0	0	12
Team				2-0-2							
Totals	25-54	7-20	26-32	14-22	34	83	10	20	2	8	200
	46.3	35.0	81.3	36							

Officials: Terry Christman, Robert Holloway, Bruce Corson
Technical fouls: Eastern Washington-None, Marquette-None.
Attendance: 6,007

Score by Periods	1st	2nd	Total
Eastern Washington	32	41	73
Marquette	34	49	83





Marquette 73, Oral Roberts 70

Game 4 • Great Alaska Shootout • November 25, 2005
Sullivan Arena • Anchorage, Alaska

ANCHORAGE, Alaska — Point guard Dominic James led four Marquette players in double figures with 15 points as the Golden Eagles held off Oral Roberts for a 73-70 victory in the first semifinal of the Carrs/Safeway Great Alaska Shootout at Sullivan Arena.

"I feel like we have to be a team in order to get where we want to be," James said. "It can't be one guy. We've just got to keep playing together and emphasizing that and if we do that, we can get to the places we need to be."

James also dished eight assists for MU, while ORU came up short despite the monster effort of forward Caleb Green, who had 28 points and 12 rebounds.

"We just want to put people in position," Crean said of MU's problems with the press break. "Short passes, long passes. Really, I think where our turnovers came we could have broken the pressure without the pass."

The Golden Eagles used a late 11-0 run to take a 66-55 lead after neither team could build more than a 6-point advantage for the first 35 minutes. ORU made a late charge behind a pair of three-pointers by guard Ken Tutt (21 points, 5-17 FG), but Jonathan Bluiitt's desperation trey didn't come close in the final seconds.

Forwards Steve Novak and Ousmane Barro scored 12 points apiece for MU, while Dan Fitzgerald scored 11 points off the bench. Novak led MU with nine rebounds.



Marquette 73, Oral Roberts 70

Oral Roberts	FG	3P	FT	O-D-REB	PF	TP	A	TO	B	S	MIN
Owens	f 1-4	0-1	2-2	4-3-7	2	4	3	2	2	0	23
Green	f 11-19	0-0	6-9	3-9-12	2	28	1	3	1	3	38
Michalec	c 4-6	0-0	1-2	0-2-2	4	9	0	0	1	0	13
Tutt	g 5-17	3-9	8-9	0-1-1	3	21	2	7	0	2	36
Bluiitt	g 2-5	0-3	1-2	1-4-5	4	5	6	2	0	3	39
Riouse	0-3	0-3	0-0	0-0-0	1	0	0	0	0	0	8
Vealy	0-0	0-0	0-0	0-0-0	1	0	0	1	0	0	4
Meloy	0-2	0-1	3-4	0-4-4	2	3	0	0	0	0	11
Ogunoye	0-1	0-0	0-0	1-4-5	1	0	3	1	1	2	28
Team				1-0-1							
Totals	23-57	3-17	21-28	10-27	20	70	15	16	5	10	200
	40.4	17.6	75.0	37							

Marquette	FG	3P	FT	O-D-REB	PF	TP	A	TO	B	S	MIN
Novak	f 5-11	2-6	0-0	1-8-9	1	12	1	2	0	1	32
Barro	f 4-6	0-0	4-6	3-2-5	5	12	0	0	0	0	16
James	g 4-13	1-6	6-11	1-2-3	3	15	8	3	0	1	30
McNeal	g 3-5	0-0	2-2	0-2-2	1	8	5	6	1	2	26
Matthews	g 1-7	0-0	0-0	2-1-3	3	2	1	1	0	0	20
Fitzgerald	g 3-4	0-1	5-6	1-3-4	2	11	1	1	0	2	25
Burke	1-3	0-0	0-1	0-1-1	1	2	0	1	1	1	5
Chapman	1-4	1-3	0-0	1-3-4	0	3	0	1	0	1	21
Grimm	0-0	0-0	0-0	0-0-0	1	0	0	0	0	0	2
Amoroso	2-5	0-1	2-2	2-1-3	2	6	0	0	0	0	16
Lott	1-3	0-0	0-0	1-1-2	1	2	0	1	0	0	7
Team				3-0-3							
Totals	25-61	4-17	19-28	15-24	20	73	16	16	2	8	200
	41.0	23.5	67.9	39							

Officials: Terry Christman, Kelly Self, Bruce Corson
Technical fouls: Oral Roberts-None, Marquette-Matthews.
Attendance: 7,185

Score by Periods	1st	2nd	Total
Oral Roberts	32	38	70
Marquette	32	41	73

Marquette 92, South Carolina 89 • OT

Game 5 • Great Alaska Shootout • November 26, 2005
Sullivan Arena • Anchorage, Alaska

ANCHORAGE, Alaska — Forward Ryan Amoroso scored 30 points, including the last five of the game, to help Marquette to its second Carrs/Safeway Great Alaska Shootout title with a 92-89 overtime victory over South Carolina at Sullivan Arena.

Tournament Most Outstanding Player Steve Novak poured in 28 points for the Golden Eagles, who added the 2005 title just four years after winning their first one.

South Carolina got 23 points from guard Tre' Kelley and 20 points, six rebounds and five assists from backcourt mate Tarence Kinsey, and 16 points, eight rebounds, six assists and three blocks from forward Renaldo Balkman. All three Gamecocks made the All-Tournament Team in the 28th annual tournament.

MU freshman point guard Dominic James (12 points, 9 assists) and freshman guard Jerel McNeal (7 points, 4 rebounds, 2 steals) were also voted all-tourney.

Amoroso and Novak both put up career-high point totals, while Amoroso tied his career-best with 12 rebounds. Amoroso entered Saturday's game with just 13 points and nine rebounds through the Golden Eagles' first two Shootout victories.

The first Shootout championship game to go to overtime featured nine ties and 20 lead changes.



Marquette 92, South Carolina 89 • OT

Marquette	FG	3P	FT	O-D-REB	PF	TP	A	TO	B	S	MIN
Novak	f 4-8	6-10	6-6	0-4-4	1	28	1	0	0	1	40
Barro	f 2-4	0-0	0-0	2-1-3	4	4	2	1	0	0	19
James	g 3-12	2-7	4-6	1-1-2	0	12	9	3	0	0	32
McNeal	g 2-4	1-1	2-2	1-3-4	0	7	0	2	0	2	25
Matthews	g 3-9	1-2	2-2	3-3-6	0	9	5	1	0	1	30
Fitzgerald	1-2	0-1	0-0	2-1-3	1	2	2	4	0	0	29
Chapman	0-3	0-3	0-0	1-0-1	2	0	1	1	0	0	16
Amoroso	11-17	3-4	5-6	4-8-12	2	30	0	0	0	1	30
Lott	0-1	0-0	0-0	0-0-0	1	0	0	0	0	0	4
Team				2-0-2							
Totals	30-66	13-28	19-22	16-21	11	92	20	12	0	5	225
	45.5	46.4	86.4	37							

South Carolina	FG	3P	FT	O-D-REB	PF	TP	A	TO	B	S	MIN
Wallace	f 4-8	2-3	0-2	3-1-4	2	10	2	2	1	2	36
Balkman	f 7-10	0-0	2-3	3-5-8	4	16	6	1	3	0	30
Kelley	g 9-16	5-8	0-0	0-1-1	2	23	1	3	0	0	40
Trice	g 1-2	1-1	0-0	1-3-4	3	3	5	2	0	1	33
Kinsey	g 8-15	2-4	2-3	1-5-6	4	20	5	3	1	1	44
McDowell	0-0	0-0	0-0	0-0-0	0	0	0	0	0	0	3
Sheldon	2-3	1-2	0-0	0-1-1	1	5	0	0	0	0	9
Tisby	4-8	0-0	0-0	2-3-5	3	8	0	1	1	0	19
Day	0-2	0-2	0-0	0-1-1	1	0	0	0	0	0	6
Konate	2-4	0-1	0-0	1-1-1	0	4	0	0	0	0	5
Team				1-0-1							
Totals	37-68	11-21	4-8	11-21	20	89	21	12	6	4	225
	54.4	52.4	50.0	32							

Officials: Kelly Self, Gabby Lujan, Tim Gabutero
Technical fouls: Marquette-None, South Carolina-None.
Attendance: 7,496

Score by Periods	1st	2nd	OT	Total
Marquette	42	38	12	92
South Carolina	43	37	9	89

Nebraska 84, Marquette 74

Game 6 • November 30, 2005
Bob Devaney Sports Center • Lincoln, Neb.

LINCOLN, Neb. (AP) — Aleks Maric scored seven of his 15 points in the final six minutes as Nebraska held off a second-half Marquette comeback to take an 84-74 win Wednesday.

Nebraska (5-0) used a 10-0 run to open up a 14-point lead midway through the first half and led by as many as 22 early in the second half.

"Our goal is to search for a 40-minute game. We learned a lot about that last week, and I think this is just one of the parts of it," head coach Tom Crean said. "When you do have a young team, they have to go through it, go through it and go through it before they really understand how important playing every possession is. That's part of the experience factor we have to go through."

Marquette (4-2) chipped away at the Nebraska lead, cutting the margin to 12 on Dominic James' dunk with 15:41 left.

B.J. Walker answered with a pair of baskets that put the Huskers up 59-43 with 12:34 left. Then the Golden Eagles went on a 13-3 run that closed the margin to 62-56 on Jerel McNeal's free throws with 6:08 left.

Maric countered with a short hook shot and was fouled, converting the 3-point play. Charles Richardson made a pair of free throws and Maric made another short jumper to push Nebraska to a 69-56 lead.



Nebraska 84, Marquette 74

Marquette	FG	3P	FT	O-D-REB	PF	TP	A	TO	B	S	MIN
Novak	f 5-13	3-8	0-0	0-2-2	4	13	2	0	0	0	30
Barro	f 0-0	0-0	1-3	0-2-2	3	1	0	0	0	2	15
James	g 9-21	4-14	0-0	1-7-8	4	22	3	3	0	1	32
McNeal	g 1-5	0-2	5-5	1-1-2	4	7	2	4	1	2	32
Matthews	g 4-10	1-1	9-11	5-2-7	4	18	4	4	1	2	29
Fitzgerald	0-2	0-1	1-2	1-2-3	2	1	0	3	0	0	8
Burke	0-0	0-0	0-0	0-0-0	1	0	0	0	0	0	2
Chapman	1-5	0-3	0-0	0-0-0	2	2	0	1	0	1	19
Amoroso	2-11	4-0	2-2	6-4-10	4	6	0	3	1	0	26
Lott	2-2	0-0	0-0	2-1-3	0	4	0	0	0	0	7
Team				2-2-4							
Totals	24-69	8-33	18-23	18-23	28	74	11	18	3	8	200
	34.8	24.2	78.3%	41							

Nebraska	FG	3P	FT	O-D-REB	PF	TP	A	TO	B	S	MIN
Wilkinson	f 6-12	2-6	1-3	3-4-7	2	15	1	2	5	1	32
Maric	c 6-8	0-0	3-4	6-5-11	2	15	3	2	0	2	23
Dourisseau	g 3-3	0-0	5-12	2-1-3	3	11	3	0	0	2	21
McCray	g 3-13	1-8	0-0	0-3-3	3	7	0	4	0	2	21
M. Walker	g 1-2	1-2	2-2	1-0-1	1	5	6	4	0	0	16
B. Walker	6-12	0-0	3-4	6-2-8	3	15	0	2	1	0	21
Richardson	0-1	0-0	4-4	0-1-1	2	4	4	0	0	2	22
Perry	2-6	1-5	2-4	0-3-3	0	7	2	1	0	1	20
Schliep	0-0	0-0	2-2	0-1-1	0	0	0	0	0	0	1
White	1-7	1-3	2-2	0-5-5	0	5	1	0	0	0	23
Team				3-3-6							
Totals	28-64	6-24	22-37	21-28	16	84	20	17	6	10	200
	43.8	25.0	59.5%	49							

Officials: Tim Higgins, Bob Donato, John Higgins
Technical fouls: Marquette-James, Nebraska-None.
Attendance: 9,383

Score by Periods	1st	2nd	Total
Marquette	29	45	74
Nebraska	48	36	84





Marquette 61, San Francisco 48

Game 10 • December 17, 2005
Bradley Center • Milwaukee, Wis.

MILWAUKEE — Senior Steve Novak registered a game high 22 points including six three pointers to pace the Marquette men's basketball team to a 61-48 win over San Francisco in front of a crowd of season high crowd of 12,221 at the Bradley Center. With the win, the Golden Eagles improve to 7-3, while the Dons fall to 4-6 on the season.

"It was a hard fought game by both teams and we have a lot of respect for San Francisco," said head coach Tom Crean. "I thought we did a tremendous job guarding the perimeter, but we gave them some looks that we wish we could have had back. Our defensive intensity was great in the second half we got our running game going in the second half. We got a lot of good basketball from the guys that were in today."

Marquette improved its shooting from the field in the second half hitting 55.6 percent (10 of 18) but the Dons out-shot the Golden Eagles from the field connecting on 39.2 percent from the field (20 of 51). The Golden Eagles shot 36.5 percent (19 of 52) for the game. But Marquette's defense kept it in the game, forcing 19 turnovers and recording seven steals.

Freshman guard Jerel McNeal tied his career high with 15 points, while sophomore Ryan Amoroso tallied eight points and eight rebounds in his first start of the season, the fourth of his career.



Marquette 61, San Francisco 48

San Francisco	FG	3P	FT	O-D-REB	PF	TP	A	T	B	S	MIN
Gumbs	f 4-10	0-1	2-2	5-4-9	4	10	0	2	0	1	30
Wiggins	f 6-11	0-1	2-2	2-4-6	3	14	1	2	2	2	31
Wallace-Carter	c 7-9	0-0	3-6	2-1-3	2	17	1	1	1	2	30
Ingerson	g 0-3	0-3	0-0	0-1-1	5	0	0	1	0	1	12
Surratt	g 2-9	1-4	0-0	0-3-3	5	5	6	8	0	0	30
Shiller	1-5	0-2	0-0	2-2-4	0	2	4	1	0	0	33
Polakovic	0-0	0-0	0-0	0-0-0	1	0	0	1	0	0	5
Byrd	0-1	0-0	0-0	1-2-3	1	0	0	2	0	1	14
Bell	0-1	0-1	0-0	0-1-1	1	0	0	1	0	0	8
Cavic	0-2	0-1	0-0	0-3-3	2	0	0	0	0	0	7
Team	2-2-4										
Totals	20-51	1-13	7-10	14-23	24	48	12	19	3	7	200
	39.2	7.7	70.0	37							

Marquette	FG	3P	FT	O-D-REB	PF	TP	A	T	B	S	MIN
Novak	f 7-11	6-8	2-2	4-2-6	2	22	1	1	0	0	33
Amoroso	f 3-9	0-1	2-3	5-3-8	0	8	2	1	1	1	26
James	g 0-5	0-4	4-6	0-1-1	0	4	2	2	1	0	30
McNeal	g 6-14	1-3	2-5	1-0-1	3	15	2	3	0	3	32
Matthews	g 1-7	0-0	5-6	1-6-7	1	7	3	2	1	2	27
Fitzgerald	0-1	0-1	0-0	1-1-2	4	0	0	0	0	0	15
Chapman	1-2	1-2	0-0	0-2-2	1	3	0	1	0	1	18
Grimm	0-1	0-0	0-0	1-1-1	0	0	1	0	0	0	4
Barro	0-0	0-0	0-0	0-0-0	1	0	0	0	0	0	1
Lott	1-2	0-0	0-0	0-2-2	2	2	0	0	0	0	14
Team	1-1-2										
Totals	19-52	8-19	15-22	14-18	14	61	11	11	3	7	200
	36.5	42.1	68.2	32							

Officials: John Cahill, J.D. Collins, Michael Stephens
Technical fouls: San Francisco-None, Marquette-None.
Attendance: 12,221

Score by Periods	1st	2nd	Total
San Francisco	26	22	48
Marquette	24	37	61

Marquette 90, Oakland 69

Game 11 • December 19, 2005
Bradley Center • Milwaukee, Wis.

MILWAUKEE — Wesley Matthews and Jerel McNeal each poured in career-highs in scoring, as Marquette used a second-half surge to pull away from Oakland, 90-69.

Matthews scored 15 of his 21 points in the second half, connecting on all three of his attempts from the perimeter in the second 20 minutes. For the game, he also added four rebounds, two assists, a block, and a steal in 29 minutes of play. Conversely, McNeal scored 14 of his 18 in the first half. He also finished with seven rebounds — a collegiate-best — five assists and three steals in 27 minutes of action.

"The freshmen played with tenacity, toughness and composure and their energy was exceptional," said head coach Tom Crean.

For the game, Marquette shot 50.0 percent from the floor (35-for-70), including 9-of-24 from the perimeter (37.5 percent). They were 11-of-16 from the line (68.8 percent) and outrebounded the Golden Bears, 39-32. The Golden Eagle defense forced 22 Oakland turnovers — good for 36 points.

"Coach has been asking a lot of us — to start playing as a unit and to bring energy on the court," stated Matthews. "We watched tape on ourselves this week saw our defense wasn't there, it was definitely lacking. We picked it up today and knew if we brought intensity on defense, the offense would come."



Marquette 90, Oakland 69

Oakland	FG	3P	FT	O-D-REB	PF	TP	A	T	B	S	MIN
Nelson	f 4-7	0-0	0-0	3-2-5	1	8	2	4	0	0	25
Carson	f 4-11	1-2	0-0	1-1-2	4	9	3	1	0	1	29
Severovas	f 4-6	0-0	5-7	1-2-3	4	13	2	2	0	1	24
McCloskey	c 0-2	0-0	3-4	1-9-10	2	3	0	2	0	1	29
Wooten	g 8-18	4-6	1-2	1-2-3	2	21	2	4	0	5	32
Bieszki	0-0	0-0	0-0	0-0-0	0	0	0	0	0	0	1
Walker	0-0	0-0	0-0	0-0-0	0	0	0	0	0	0	1
Mackenzie	1-2	1-1	0-0	0-0-0	2	3	2	3	0	1	16
Cassise	2-5	2-4	0-0	0-2-2	0	6	1	1	0	0	14
Billings	2-7	0-1	2-3	0-1-1	5	6	2	0	1	1	14
Lawal	0-0	0-0	0-0	0-1-1	1	0	0	0	0	0	4
Kangas	0-1	0-1	0-0	0-1-1	0	0	0	1	0	0	3
Hopes	0-0	0-0	0-0	0-0-0	2	0	0	2	0	0	8
Team	3-1-4										
Totals	25-59	8-15	11-16	10-22	23	69	12	22	0	10	200
	42.4	53.3	68.8	32							

Marquette	FG	3P	FT	O-D-REB	PF	TP	A	T	B	S	MIN
Novak	f 3-7	2-5	2-2	0-6-6	2	10	1	1	0	2	30
Amoroso	f 3-7	0-2	2-2	4-4-8	2	8	1	0	0	0	20
James	g 7-17	2-5	1-3	2-5-5	2	17	4	7	2	2	29
McNeal	g 8-12	1-3	1-1	4-5-7	2	18	5	2	0	3	27
Matthews	g 7-12	3-4	4-5	1-4-5	2	21	2	2	1	1	29
Fitzgerald	1-6	1-4	0-0	0-1-1	1	3	1	1	0	0	19
Brice	0-0	0-0	0-0	0-0-0	1	0	0	0	0	0	1
Burke	1-1	0-0	0-0	0-0-0	1	2	0	1	0	0	2
Chapman	0-1	0-1	0-0	0-2-2	3	0	1	2	1	0	14
Grimm	1-1	0-0	0-0	1-0-1	0	2	2	0	0	0	2
Kinsella	1-2	0-0	1-2	1-0-1	2	3	0	1	0	0	6
Barro	1-1	0-0	0-1	0-1-1	0	2	0	0	0	0	8
Lott	2-3	0-0	0-0	2-0-2	1	4	1	1	2	1	5
Totals	35-70	9-24	11-16	15-24	19	90	18	17	5	9	200
	50.0	37.5	68.8	39							

Officials: Curtis Shaw, John Higgins, Bill Laubenstein
Technical fouls: Oakland-None, Marquette-None.
Attendance: 10,988

Score by Periods	1st	2nd	Total
Oakland	32	37	69
Marquette	44	46	90

Marquette 60, Delaware State 48

Game 12 • December 22, 2005
Bradley Center • Milwaukee, Wis.

MILWAUKEE — A balanced attack with three Golden Eagles in double figures and solid rebounding were the keys to victory as the Marquette men's basketball team defeated Delaware State, 60-48, at the Bradley Center. Freshman Wesley Matthews led Marquette with 12 points, while freshmen Dominic James and Jerel McNeal added 10 points apiece helping the Golden Eagles to win its third straight and improve to 9-3 overall.

"This was a very good win for us," said head coach Tom Crean. "Delaware State plays with very patient offensive, we had to make defensive adjustments and I think it was I think it was good for us to have to make those adjustments. They are a good team, they know what they are doing and are well coached."

Delaware State's Tracey Worley led all scorers with 16 points and three rebounds, and Aaron Fleetwood added 11 points and four rebounds in the Hornets' effort.

Marquette shot 45.7 percent (21-of-46) for the game, while Delaware State made just 36.4 percent of its attempts (20-of-55). The Golden Eagles grabbed 34 rebounds — 20 in the final 20 minutes — winning the battle of the boards, 34-27, led by McNeal and sophomore Ryan Amoroso who each tallied six. Senior Joe Chapman contributed solid play off the bench for the Golden Eagles with eight points.



Marquette 60, Delaware State 48

Delaware State	FG	3P	FT	O-D-REB	PF	TP	A	T	B	S	MIN
Fleetwood	f 5-9	1-2	0-0	1-3-4	1	11	1	1	1	2	4
Dickens	f 1-5	0-0	0-0	2-4-6	3	2	3	2	0	3	25
Shine	g 0-3	0-0	0-0	1-2-3	2	0	6	2	0	2	32
Worley	g 7-16	1-6	1-1	2-1-3	0	16	0	1	1	1	36
Bluritt	g 3-10	2-7	0-0	0-1-1	1	8	0	3	0	0	25
Brown	2-3	2-2	1-2	1-1-2	2	7	0	1	0	1	16
Bush	1-1	0-0	0-0	0-0-0	0	0	1	0	2	0	6
Walker	0-1	0-0	0-0	0-2-2	1	2	2	0	0	1	8
Pejchar	1-1	0-0	0-0	1-0-1	0	2	0	0	0	1	3
Roundtree	0-2	0-1	0-0	1-0-1	1	0	1	1	0	0	6
Miji	0-4	0-3	0-0	1-0-1	0	0	0	1	0	1	13
Team	2-1-3										
Totals	20-55	6-21	2-3	12-15	11	48	14	13	5	14	200
	36.4	28.6	66.7	27							

Marquette	FG	3P	FT	O-D-REB	PF	TP	A	T	B	S	MIN
Novak	f 2-6	2-5	0-0	1-3-4	1	6	1	3	1	1	29
Amoroso	f 1-5	0-0	3-4	3-3-6	0	5	0	0	1	0	16
James	g 5-8	0-2	0-0	1-0-1	3	10	4	2	1	0	29
McNeal	g 4-9	2-2	0-0	1-5-6	1	10	4	2	0	2	29
Matthews	g 3-4	2-2	4-4	1-2-3	1	12	2	5	0	3	28
Fitzgerald	2-4	0-1	0-0	0-2-2	1	4	4	3	0	1	20
Brice	0-2	0-0	0-0	1-0-1	0	0	0	0	1	0	1
Burke	0-0	0-0	0-0	0-0-0	1	0	0	0	0	0	6
Chapman	3-6	2-5	0-0	0-2-2	1	8	1	1	0	0	24
Grimm	0-0	0-0	0-0	0-0-0	0	0	0	0	0	0	3
Kinsella	1-1	0-0	0-0	1-0-1	0	2	0	0	0	0	4
Barro	0-0	0-0	0-0	1-0-1	0	0	0	0	0	0	3
Lott	0-1	0-0	3-4	1-0-1	1	3	0	0	3	0	8
Team	2-3-5										
Totals	21-46	8-17	10-12	11-23	9	60	16	18	6	7	200
	45.7	47.1	83.3	34							

Officials: Doug Shows, Earl Walton, Ron Tyburski
Technical fouls: Delaware State-None, Marquette-None.
Attendance: 11,542

Score by Periods	1st	2nd	Total
Delaware State	21	27	48
Marquette	35	25	60





Marquette 88, Lewis 40

Game 13 • December 28, 2005
Bradley Center • Milwaukee, Wis.

MILWAUKEE – The Marquette men's basketball team wrapped up its non-conference slate with an 88-40 victory of Lewis at the Bradley Center. Freshman Dominic James led all scorers with career high tying 22 points and freshman Wesley Matthews grabbed a career best 13 rebounds helping the Golden Eagles improve to 10-3 on the season, while the Flyers fall to 7-4.

"Our team built its confidence in the second half. We played great defense, especially in the second," said head coach Tom Crean. "There were many positives in this game, including Wesley Matthews rebounding high, and Dominic's overall play with his 22 points and seven assists."

Along with James, who also contributed five rebounds and a team high seven assists, three additional Golden Eagles scored in double figures. Senior Steve Novak tallied 14, and senior Joe Chapman and freshman Jerel McNeal each added 11 points. The Golden Eagles shot 52.2 percent for the game (36-of-69) while the Flyers made just 15 of their total 65 attempts (23.1 percent) and committed 19 turnovers.

Stephan Bolt led Lewis with nine points and 10 rebounds and John Loeffelholz contributed eight points and five rebounds.

Seven of Matthew's 13 rebounds came in the first half along with five assists. Collectively, the Golden Eagles out-rebounded the Flyers, 53-33.



Marquette 88, Lewis 40

Lewis	FG	3P	FT	O-D-REB	PF	TP	A	T	B	S	MIN
Bolt	f 4-11	0-0	1-2	4-6-10	2	9	0	1	1	1	29
Loeffelholz	c 2-5	0-0	4-4	3-2-5	1	8	0	0	1	0	26
Hunter	g 2-7	1-5	0-0	1-1-2	0	5	1	0	1	0	21
Monaghan	g 1-16	0-9	2-2	2-1-3	1	4	3	3	0	0	32
Patterson	g 1-6	0-0	0-0	2-2-4	1	2	1	2	0	0	22
Bogue	1-2	1-2	0-0	0-0-0	0	3	1	3	0	0	7
Sharp	0-2	0-1	0-0	1-0-1	1	0	2	1	0	0	6
Carter	1-1	0-0	0-0	0-0-0	0	2	0	0	0	0	3
Dagans	1-4	0-1	0-0	0-2-2	3	2	2	7	0	3	18
Marion	0-1	0-0	0-0	0-0-0	1	0	0	0	0	0	3
Scott	1-4	1-3	0-0	0-0-0	1	3	1	1	0	1	14
Warfield	1-6	0-4	0-0	0-4-4	1	2	0	1	0	2	19
Team				2-0-2							
Totals	15-65	3-25	7-8	15-18	12	40	11	19	3	7	200
				33							

Marquette	FG	3P	FT	O-D-REB	PF	TP	A	T	B	S	MIN
Novak	f 6-11	2-6	0-0	0-3-3	0	14	1	2	0	1	26
Chapman	f 5-9	1-1	0-0	1-6-7	3	11	6	1	0	1	28
James	g 7-12	3-6	5-7	1-4-5	1	22	7	1	0	1	30
McNeal	g 5-9	1-1	0-0	2-4-6	0	11	2	5	1	0	26
Matthews	g 1-9	0-3	0-0	5-8-13	3	2	5	2	0	1	30
Fitzgerald	2-4	1-2	0-0	0-2-2	3	5	4	3	0	0	16
Burke	0-0	0-0	0-0	0-0-0	0	0	0	0	0	0	1
Burke	1-1	0-0	0-0	0-0-0	0	2	0	0	0	0	6
Grimm	2-2	0-0	0-1	1-2-3	0	4	0	0	0	0	4
Kinsella	1-1	0-0	0-0	0-0-0	1	2	0	2	0	1	3
Barro	0-0	0-0	0-0	1-1-2	0	0	0	0	1	1	6
Amoroso	3-8	1-1	2-2	4-3-7	1	9	1	0	0	0	15
Lott	3-3	0-0	0-0	1-3-4	0	6	0	0	0	2	9
Team				1-0-1							
Totals	36-69	9-20	7-10	17-36	12	88	26	17	1	8	200
	52.2	45.0	70.0	53							

Officials: Frank Scagliotta, Gary Prager, John Gaffney
Technical fouls: Lewis-None, Marquette-None.
Attendance: 12,621

Score by Periods	1st	2nd	Total
Lewis	19	21	40
Marquette	33	55	88

Marquette 94, 2/2 Connecticut 79

Game 14 • January 3, 2006
Bradley Center • Milwaukee, Wis.

MILWAUKEE – Steve Novak registered career-highs with 41 points and 16 rebounds, leading the Golden Eagles to a 94-79 upset victory of second ranked Connecticut in their BIG EAST opener in front of an electrified crowd of 15,831 at the Bradley Center. The 41 points set a new record for most points scored in a BIG EAST debut.

Freshman Jerel McNeal also had a career night with his first collegiate double-double, with 19 points and 12 rebounds. With the win, the Golden Eagles improve to 11-3 overall and 1-0 in league play, while handing Connecticut its first loss of the season as the Huskies fall to 11-1, 0-1 BIG EAST on season.

Marquette's 94 points in the win are the Golden Eagles highest point total of the season and mark the most points an opponent has scored against the Huskies this season. The Golden Eagles also held Connecticut's leading scorer, Rudy Gay, to just eight points.

"As great of win as it is, it is that much more special because of how storied the UConn program is. Our players will remember how special this win is," said head coach Tom Crean. "The biggest thing we get out of this win is the confidence. So many people stepped up and played. Our team believed that if we did the right things defensively and in transition we could stay in it."



Marquette 94, 2/2 Connecticut 79

Connecticut	FG	3P	FT	O-D-REB	PF	TP	A	T	B	S	MIN
Boone	f 5-7	0-0	3-8	3-3-6	3	13	0	0	5	0	22
Gay	f 3-12	0-3	2-2	3-4-7	5	8	5	5	0	1	29
Armstrong	c 3-5	0-0	6-8	2-2-4	2	12	0	2	0	1	26
Johnson	g 1-5	0-1	0-2	1-3-4	2	2	1	1	0	0	11
Austrie	g 0-0	0-0	0-2	1-3-4	2	0	1	0	0	0	15
Adrien	2-5	0-0	1-2	2-3-5	3	5	1	0	0	0	15
Williams	1-5	1-2	1-2	0-1-1	1	4	7	3	1	2	23
Garrison	1-1	0-0	1-2	0-0-0	0	3	0	0	0	0	3
Anderson	9-19	6-13	1-2	0-1-1	2	25	0	0	1	1	25
Nelson	0-1	0-0	0-2	3-2-5	2	0	0	1	0	0	8
Brown	2-11	1-5	2-2	5-1-6	2	7	3	2	0	0	23
Team				2-1-3							
Totals	27-71	8-24	17-34	22-24	24	79	18	14	7	5	200
	38.0	33.3	50.0	46							

Marquette	FG	3P	FT	O-D-REB	PF	TP	A	T	B	S	MIN
Novak	f 12-20	6-13	11-11	5-11-16	1	41	2	2	0	2	37
Amoroso	f 0-2	0-0	0-0	1-1-2	2	0	1	2	1	0	17
James	g 2-13	1-5	2-2	0-4-4	3	7	7	1	0	1	31
McNeal	g 7-22	1-5	4-6	4-8-12	3	19	2	4	0	2	35
Chapman	g 2-5	2-4	6-6	0-1-1	4	12	2	0	0	2	27
Fitzgerald	0-2	0-0	0-0	1-2-3	5	0	1	0	0	0	11
Burke	1-1	0-0	1-2	0-0-0	2	3	0	1	0	0	7
Grimm	0-1	0-0	0-0	0-0-0	0	0	0	0	0	0	2
Kinsella	0-0	0-0	0-0	0-0-0	0	0	0	0	0	0	0+
Barro	3-4	0-0	1-2	3-1-4	4	7	0	0	1	0	15
Lott	1-1	0-0	3-5	3-0-3	4	5	0	1	1	1	18
Team				0-1-1							
Totals	28-71	10-27	28-34	17-29	28	94	15	12	3	8	200
	39.4	37.0	82.4	46							

Officials: Jim Burr, Reggie Greenwood, John Higgins
Technical fouls: Connecticut-Armstrong, Marquette-None.
Attendance: 15,831

Score by Periods	1st	2nd	Total
Connecticut	33	46	79
Marquette	39	55	94

Cincinnati 70, Marquette 66

Game 15 • January 7, 2006
Bradley Center • Milwaukee, Wis.

MILWAUKEE – Cincinnati's Eric Hicks' triple double of 22 points, 12 rebounds and 10 blocks proved to be too much as the Marquette men's basketball team was narrowly defeated by Cincinnati, 70-66. With the win the Golden Eagles fall to 11-4, 1-1 BIG EAST, while the Bearcats improve to 13-2, 2-0 BIG EAST.

"Cincinnati executed its game plan and played the full 40 minutes, and I don't think we did that today," head coach Tom Crean said. "That is all part of the process with this team. Our guys are proving all the time that they had the capabilities to win, but today we didn't have the patience or the poise with our execution. Nor did we realize that it is a possession-by-possession game. We are going to be in a lot of these type of games. We know that we can never get to high when we are up or to low when we are down."

Hicks 22 points led all scorers, going 9-of-13 from the field while the Bearcats collectively made 43.3 percent of their attempts (26-of-60). Armein Kirkland, James White and Jihad Muhammad also had double digit points totals with 14, 12 and 10 points, respectively.

Senior forward Steve Novak collected his second straight double double with 17 points and a team-high 10 rebounds. Dominic James led all MU scorers with 18 points. Jerel McNeal also added 16 points in the loss.



Cincinnati 70, Marquette 66

Cincinnati	FG	3P	FT	O-D-REB	PF	TP	A	T	B	S	MIN
Hicks	f 9-13	1-2	3-5	7-5-12	0	22	2	0	10	1	38
McCowan	f 2-2	0-0	2-2	0-4-4	3	6	2	2	1	0	26
Kirkland	f 5-9	2-5	2-3	2-3-5	3	14	3	2	0	0	37
Downey	g 2-9	0-1	2-2	0-3-3	1	6	2	2	1	5	27
White	g 4-13	2-6	2-3	1-4-5	4	12	2	2	4	1	27
Moore	0-1	0-1	0-0	0-0-0	0	0	0	1	0	0	15
Muhammad	4-11	1-5	1-2	2-4-6	4	10	1	4	1	0	26
Allen	0-2	0-1	0-0	1-1-2	0	0	1	1	0	0	9
Team				1-4-5							
Totals	26-60	6-21	12-17	14-28	15	70	12	14	18	7	200
	43.3	28.6	70.6	42							

Marquette	FG	3P	FT	O-D-REB	PF	TP	A	T	B	S	MIN
Novak	f 5-9	4-7	3-4	0-10-10	3	17	2	0	0	1	37
Amoroso	f 1-4	0-2	0-0	1-2-3	1	2	0	0	0	1	12
James	g 6-15	2-4	4-4	1-5-6	2	18	4	3	1	2	33
McNeal	g 7-21	0-3	2-2	2-2-4	3	16	2	3	0	1	35
Chapman	g 1-3	0-2	0-0	0-2-2	1	2	0	1	0	1	27
Fitzgerald	2-5	0-1	0-1	1-0-1	1	4	4	3	1	0	25
Burke	0-0	0-0	0-0	0-0-0	0	0	0	0	0	0	1
Barro	3-6	0-0	0-0	2-0-2	4	6	1	1	0	0	15
Lott	0-3	0-0	1-2	2-1-3	1	1	0	2	2	2	15
Team				4-1-5							
Totals	25-66	6-19	10-13	13-23	16	66	13	13	4	8	200
	37.9	31.6	76.9	36							

Officials: Ed Corbett, Michael Stephens, Jeff Clark
Technical fouls: Cincinnati-None, Marquette-None.
Attendance: 15,104

Score by Periods	1st	2nd	Total
Cincinnati	36	34	70
Marquette	46	20	66





Marquette 67, Seton Hall 63

Game 16 • January 11, 2006

Continental Airlines Arena • East Rutherford, N.J.

EAST RUTHERFORD, N.J. (AP) — Steve Novak scored 25 points to lead Marquette to a 67-63 win over Seton Hall Wednesday night.

Novak, co-Big East Player of the Week, shot 7-of-13 from the field, including 6-of-10 from 3-point range, and pulled down a team-high nine rebounds.

Dominic James had 13 points for the Golden Eagles (12-4, 2-1 Big East).

Jamar Nutter had a career-best 19 points to lead Seton Hall (9-5, 1-2). Kelly Whitney had 14 points and nine rebounds and Donald Copeland added 12 points for the Pirates, who lost their second straight.

"We had our first experience of being a road team in the BIG EAST," head coach Tom Crean said. "In Seton Hall, we saw a team that was well coached, excited to play and did an excellent job against us. We made plays, we made big shots, we made free throws and some defensive plays, which is how you gain experience and learn to win on the road."

Novak gave Marquette the lead for good at 62-60 with a 3-pointer with 4:02 remaining. Seton Hall missed a chance to tie when Whitney made only 1-of-2 free throws.

A basket by Ousmane Barro gave Marquette some breathing room and a 64-61 lead with 1:09 remaining.



Marquette 67, Seton Hall 63

Marquette	FG	3P	FT	O-D-REB	PF	TP	A	T	B	S	MIN
Fitzgerald	f 0-2	0-2	1-2	2-13	3	1	1	3	0	0	23
Novak	f 7-13	6-10	5-5	3-6	9	3	25	1	0	0	38
Lott	c 1-2	0-0	1-2	1-12	4	3	1	0	2	1	12
James	g 5-10	1-3	2-4	0-33	2	13	4	4	1	1	34
McNeal	g 3-10	1-2	2-3	0-44	2	9	3	6	2	3	37
Burke	0-0	0-0	0-0	0-11	1	0	0	0	0	0	9
Chapman	2-5	1-3	2-2	1-23	2	7	1	2	0	0	18
Grimm	0-0	0-0	0-0	0-0	1	0	0	1	0	0	5
Kinsella	0-0	0-0	0-0	0-0	1	0	0	0	0	0	3
Barro	2-4	0-0	1-2	2-24	0	5	0	0	0	1	9
Amoroso	2-7	0-0	0-0	2-35	0	4	1	0	0	0	11
Team				1-0-1							
Totals	22-53	9-20	14-20	12-23	19	67	12	16	5	6	200
	41.5	45.0	70.0	35							

Seton Hall	FG	3P	FT	O-D-REB	PF	TP	A	T	B	S	MIN
Whitney	f 5-10	0-0	4-5	5-4-9	3	14	1	6	1	0	39
Gaines	f 2-7	1-4	0-0	0-0-0	2	5	4	1	0	0	36
Cousin	c 1-2	0-0	0-0	1-34	2	2	0	1	0	0	10
Nutter	g 6-13	5-8	2-2	2-35	5	19	2	3	0	0	28
Copeland	g 3-13	1-7	5-5	1-23	3	12	5	0	0	1	35
Laing	0-1	0-0	0-0	0-11	1	0	0	0	0	0	3
Marshall	0-0	0-0	0-0	0-0	0	0	0	0	0	0	0+
Gause	3-10	1-5	0-1	1-12	2	7	0	1	0	2	21
Billmeier	2-3	0-0	0-0	2-5-7	1	4	2	2	1	0	28
Team				2-4-6							
Totals	22-59	8-24	11-13	14-23	19	63	14	15	2	3	200
	37.3	33.3	84.6	37							

Officials: Tim Higgins, Mike Kitts, Ray Perone
 Technical fouls: Marquette-None. Seton Hall-None.
 Attendance: 6,827

Score by Periods	1st	2nd	Total
Marquette	31	36	67
Seton Hall	32	31	63

16/23 West Virginia 104, Marquette 85

Game 17 • January 14, 2006

WVU Coliseum • Morgantown, W.Va.

MORGANTOWN, W.Va. (AP) — Mike Gansey scored a career-high 33 points despite hurting an ankle and Kevin Pittsnogle had 30 as No. 16 West Virginia broke its own Big East record with 20 3-pointers in a 104-85 victory over Marquette on Saturday.

The Mountaineers (12-3, 4-0) won their 10th straight game, the longest streak since 1988-89, when they won 22 in a row. They are 4-0 in the conference for the first time.

West Virginia went 20-of-38 from 3-point range, breaking the conference mark of 18 it set last year against Louisville in the NCAA regional finals.

It marked the second 100-point game under fourth-year coach John Beilein and the first in regulation. West Virginia scored 111 against Wake Forest in a triple-overtime game in the NCAA tournament last season.

Freshman Dominic James led Marquette with 28 points, while Joe Chapman added 18.

Marquette (12-5, 2-2) had held its seven previous opponents below their season scoring average but had no defense for West Virginia. Both teams shot better than 54 percent from the field.

James and Gansey dominated play for much of the game. Gansey scored 17 of West Virginia's first 27 points and James had his career-high in points early in the second half.



16/23 West Virginia 104, Marquette 85

Marquette	FG	3P	FT	O-D-REB	PF	TP	A	T	B	S	MIN
Novak	f 2-8	2-7	0-0	0-6-6	0	6	0	0	0	0	34
Lott	f 4-6	0-0	0-1	2-13	2	8	0	3	0	0	13
James	g 10-15	3-5	5-7	0-6-6	1	28	8	7	0	2	34
Fitzgerald	g 3-7	1-5	0-0	2-13	3	7	1	3	0	1	28
McNeal	g 4-9	0-0	1-2	2-3-5	4	9	3	5	0	1	32
Burke	0-0	0-0	0-0	0-0-0	0	0	0	0	0	0	1
Burke	0-1	0-0	0-0	0-33	3	0	0	1	0	0	5
Chapman	7-8	4-5	0-1	0-22	0	18	1	0	0	0	23
Grimm	0-0	0-0	0-0	0-0-0	0	0	0	0	0	0	1
Kinsella	0-0	0-0	1-2	0-0-0	0	1	0	0	0	0	1
Barro	0-0	0-0	0-0	1-1-2	0	0	2	1	0	0	10
Amoroso	3-4	0-0	2-2	2-5-7	4	8	1	1	0	0	18
Team				3-0-3							
Totals	33-58	10-22	9-15	12-28	17	85	16	21	0	4	200
	56.9	45.5	60.0	40							

West Virginia	FG	3P	FT	O-D-REB	PF	TP	A	T	B	S	MIN
Gansey	f 11-14	8-11	3-4	0-3-3	1	33	3	1	1	1	34
Young	f 4-10	3-7	0-1	1-23	2	11	3	0	1	1	29
Pittsnogle	c 10-18	4-8	6-7	1-23	2	30	0	2	0	1	38
Collins	g 2-4	1-3	2-2	1-3-4	2	7	4	1	0	2	32
Herber	g 3-8	1-2	2-2	0-0-0	0	9	8	0	0	2	31
Beilein	3-7	3-7	0-0	0-22	2	9	5	0	0	2	21
Alexander	0-0	0-0	2-4	0-0-0	0	2	0	0	0	1	1
Nichols	0-0	0-0	2-2	0-1-1	0	2	2	0	0	0	8
Ruoff	0-0	0-0	0-0	0-0-0	0	0	0	0	0	0	2
Sowards	0-0	0-0	0-0	0-0-0	1	0	0	0	0	0	1
Talkington	0-0	0-0	0-0	0-0-0	0	0	0	0	0	0	1
Summers	0-0	0-0	1-2	0-1-1	2	1	0	1	0	0	2
Team				1-3-4							
Totals	33-61	20-38	18-24	4-17	12	104	25	5	3	9	200
	54.1	52.6	75.0	21							

Officials: Jimm Burr, Reggie Greenwood, Karl Hess
 Technical fouls: Marquette-None. West Virginia-None.
 Attendance: 13,571

Score by Periods	1st	2nd	Total
Marquette	43	42	85
West Virginia	48	56	104

Marquette 82, DePaul 79

Game 18 • January 17, 2006

Allstate Arena • Rosemont, Ill.

ROSEMONT, Ill. (AP) — Dominic James scored a career-high 29 points and Steve Novak added 24 to lead Marquette to a 82-79 win over DePaul on Tuesday night.

Marquette (13-5, 3-2 BIG EAST) was able to hold off a furious Blue Demons rally. DePaul (8-8, 1-4) was able to cut a 24-point deficit to two points inside a minute left.

Trailing 72-59, DePaul outscored Marquette 7-2 in a three-minute span to get within 74-66 on a Sammy Mejia three with 3:55 left in the game.

Mejia banked in a three with 1:03 left to close it within 76-72. He then came back another basket for DePaul, cutting the lead to 78-74 with 34.3 left.

DePaul put Dan Fitzgerald on the line, who missed both free throws. Draelon Burns got fouled for DePaul and made two free throws to cut it to 78-76 with 21.4 left, but Novak followed with a pair of free throws.

Burns got fouled again and hit one of two from the line, and Jamil Lott iced it with two free throws for Marquette.

James and Novak got hot quick. James finished an alley-oop to give Marquette a 19-6 lead, then he hit a 3 that made it 25-10 midway through the first half. Novak piled it on with another 3 to extend the lead to 30-12. James hit his second 3-pointer of the half to give Marquette its largest lead of the game at 46-22.



Marquette 82, DePaul 79

Marquette	FG	3P	FT	O-D-REB	PF	TP	A	T	B	S	MIN
Novak	f 8-13	6-10	2-2	0-6-6	1	24	2	2	0	0	36
Lott	f 0-2	0-0	5-6	1-4-5	2	5	1	3	2	0	22
James	g 11-17	3-4	4-8	2-3-5	2	29	3	3	0	5	35
McNeal	g 4-6	1-1	2-3	1-3-4	1	11	7	5	0	0	33
Chapman	g 4-7	3-3	0-0	0-3-3	4	11	0	0	0	0	23
Fitzgerald	0-1	0-1	0-2	0-2-2	5	0	1	0	0	1	20
Burke	0-0	0-0	0-0	0-0-0	0	0	0	0	0	0	0+
Grimm	1-1	0-0	0-0	1-0-1	1	2	0	0	1	0	9
Barro	0-1	0-0	0-0	0-0-0	4	0	0	3	0	1	11
Amoroso	0-0	0-0	0-0	0-1-1	3	0	1	0	0	0	11
Team				3-1-4							
Totals	28-48	13-19	13-21	8-23	23	82	15	17	3	7	200
	58.3	68.4	61.9	31							

DePaul	FG	3P	FT	O-D-REB	PF	TP	A	T	B	S	MIN
Clarke	f 4-8	2-5	0-0	2-4-6	2	10	3	1	0	4	34
Brumfield	c 4-8	0-0	3-5	6-1-7	2	11	1	0	2	0	26
Currie	g 0-4	0-2	0-0	0-3-3	3	0	4	3	1	0	26
Mejia	g 8-13	2-4	6-10	4-0-4	5	24	1	3	0	1	34
Burns	g 6-16	3-9	7-9	2-5-7	2	22	3	0	4	3	33
Woods	0-0	0-0	0-0	1-0-1	1	0	0	0	0	0	2
Clinkscales	1-4	1-2	0-0	0-0-0	2	3	3	0	0	0	23
Hearn	1-3	0-1	1-2	1-0-1	0	3	1	0	0	0	9
Thompson	0-0	0-0	0-0	0-0-0	1	0	0	0	0	0	2
Green	2-4	0-0	2-3	1-1-2	1	6	0	1	0	0	11
Team				1-2-3							
Totals	26-60	8-23	19-28	18-16	19	79	16	11	3	9	200
	43.3	34.8	67.9	34							

Officials: Karl Hess, Pat Driscoll, Bernard Clinton
 Technical fouls: Marquette-None. DePaul-None.
 Attendance: 12,322



Marquette 67, Notre Dame 65

Game 19 • January 20, 2006
Bradley Center • Milwaukee, Wis.

MILWAUKEE — Led by a game-high 28 points from senior Steve Novak including the game-winning basket with 1.1 seconds left in the game the Marquette men's basketball team defeated Notre Dame, 67-65, in front of a school-record crowd of 18,874 fans at the Bradley Center. The Golden Eagles win their second straight and improve to 14-5, 4-2 BIG EAST, while the Irish lose their fourth conference game in five tries, falling to 10-6, 1-4 in BIG EAST.

"As soon as I got the ball they knew I was shooting," said Novak. "I just recognized that I was going to be able to shoot it over him. We weren't in a back up plan, we knew we were in the best situation with the last possession. It's what you dream about as a basketball player to have your hands on the ball to make the last shot of the game. This was definitely a big win for us."

Novak led all scorers with 28 points, shooting 6-of-10 from beyond the arc, and he grabbed six rebounds. McNeal added 12 points, five assists and five steals, and James contributed six assists and five rebounds. Collectively the Golden Eagles shot 51.9 percent (27-of-52) while Notre Dame made 22 of its attempts for the game (40 percent). Marquette won the battle of the boards, 33-27, after being down in the first half, 17-15. The Golden Eagles grabbed five offensive boards in the second while holding the Fighting Irish to just one offensive rebound in the second half.



Marquette 67, Notre Dame 65

Notre Dame	FG	3P	FT	O-D-REB	PF	TP	A	T	B	S	MIN
Kurz	f	4-8	0-0	0-0	1-12	3	8	1	1	0	1
Francis	f	2-6	0-0	4-4	4-6-10	1	8	1	2	1	34
Quinn	g	6-16	2-8	4-5	0-3-3	2	18	5	3	0	40
Falls	g	6-14	6-14	3-3	0-3-3	0	21	1	1	0	38
McAlarney	g	3-7	1-5	1-1	1-3-4	2	8	4	2	0	2
Cornett	g	1-3	0-0	0-0	1-1-2	1	2	1	1	0	6
Zeller	g	0-1	0-1	0-0	0-1-1	2	0	0	0	0	4
Ayers	g	0-0	0-0	0-0	0-0-0	0	0	0	0	0	2
Carter	g	0-0	0-0	0-0	0-0-0	1	0	0	1	0	1
Team					2-0-2						
Totals		22-55	9-28	12-13	9-18	12	65	13	11	1	9
		40.0	32.1	92.3	27						200

Marquette	FG	3P	FT	O-D-REB	PF	TP	A	T	B	S	MIN
Novak	f	11-18	6-10	0-0	1-5-6	2	28	1	0	0	1
Lott	f	0-0	0-0	0-0	0-1-1	1	0	0	2	1	0
James	g	4-10	0-2	3-4	0-5-5	2	11	6	5	1	34
McNeal	g	6-9	0-0	0-2	0-3-3	3	12	5	5	3	30
Chapman	g	1-6	1-5	0-0	1-0-1	2	3	3	0	0	30
Fitzgerald	g	2-3	1-2	1-1	0-3-3	1	6	1	1	1	26
Kinsella	g	1-1	0-0	0-0	0-2-2	1	2	1	1	3	15
Barro	g	1-2	0-0	0-0	2-3-5	2	2	0	0	1	11
Amoroso	g	1-3	0-1	1-2	1-1-2	1	3	0	0	0	12
Team					3-2-5						
Totals		27-52	8-20	5-9	8-25	15	67	17	14	10	7
		51.9	40.0	55.6	33						200

Officials: Tim Higgins, Tom Lopes, John Gaffney
Technical fouls: Notre Dame-None. Marquette-None.
Attendance: 18,874

Score by Periods	1st	2nd	Total
Notre Dame	33	32	65
Marquette	30	37	67

Marquette 62, DePaul 47

Game 20 • January 25, 2006
Bradley Center • Milwaukee, Wis.

MILWAUKEE — Led by sophomore Dan Fitzgerald who registered a career high 18 points on 6-of-7 shooting from three point range, the Marquette men's basketball team defeated rival DePaul, 62-47 at the Bradley Center. The Golden Eagles win its third straight to improve to 15-5, 4-2 BIG EAST, while the Blue Demons fall to 8-10, 1-6 BIG EAST.

"We played 40 minutes of defense which was the key to this game," said head coach Tom Crean. "He (Fitzgerald) has been spending extra time in the gym. He is the first one in the gym and the last one out. It is a great example of a person who spends extra time. It is a tribute to our coaching staff that spends the extra time with him helping him to improve. It is fun to watch our young guys grow and learn the college game. I am proud of the way they are playing."

Freshman Dominic James added 12 points and seven assists and freshman Jerel McNeal added 11 points in the win.

The Golden Eagles finished the game shooting 46.3 percent (25-of-54) from the field including 9-of-15 shooting from beyond the arc. The Golden Eagles defense helped to seize 16 Blue Demon turnovers as Marquette grabbed 10 steals and tied a season low with 11 turnovers.



Marquette 62, DePaul 47

DePaul	FG	3P	FT	O-D-REB	PF	TP	A	T	B	S	MIN
Clarke	f	3-8	1-4	1-1	2-3-5	1	8	0	4	2	28
Burnfield	c	2-6	0-0	0-0	6-9-9	1	4	0	2	1	24
Burns	g	7-15	0-6	2-2	2-2-4	2	16	1	3	0	34
Mejia	g	1-2	0-1	0-0	0-2-2	1	2	0	3	0	15
Clinkscales	g	0-3	0-1	2-2	0-3-3	0	2	5	1	0	30
Currie	g	1-4	1-3	0-0	0-2-2	1	3	1	2	0	15
Green	g	1-2	0-0	0-0	0-1-1	1	2	1	0	0	13
Heard	g	1-2	0-0	0-0	0-1-1	0	2	0	0	1	8
Chandler	g	4-11	0-1	0-0	2-2-4	2	8	1	3	1	33
Team					1-0-1						
Totals		20-53	2-16	5-5	13-19	9	47	9	16	6	3
		37.7	12.5	100.0	32						200

Marquette	FG	3P	FT	O-D-REB	PF	TP	A	T	B	S	MIN
Novak	f	2-5	1-3	0-0	0-6-6	3	5	3	1	0	27
Lott	f	0-0	0-0	0-0	0-2-2	1	0	3	1	0	21
James	g	6-11	0-1	0-0	0-4-4	1	12	7	2	1	34
McNeal	g	5-15	1-2	0-0	3-4-7	2	11	3	2	0	36
Chapman	g	2-4	1-2	2-2	1-2-3	2	7	1	1	0	22
Fitzgerald	g	6-10	6-7	0-0	1-1-2	1	18	0	3	0	30
Kinsella	g	1-0	0-0	0-0	1-0-1	1	2	0	0	0	4
Barro	g	3-7	0-0	1-2	3-0-3	1	7	0	0	1	14
Amoroso	g	0-0	0-0	0-0	0-1-1	0	0	0	1	0	12
Team					1-0-1						
Totals		25-54	9-15	3-4	10-20	12	62	17	11	2	10
		46.3	60.0	75.0	30						200

Officials: Ed Corbett, Earl Walton, Jim Haney
Technical fouls: DePaul-None. Marquette-None.
Attendance: 15,267

Score by Periods	1st	2nd	Total
DePaul	24	23	47
Marquette	36	26	62

12/10 Pittsburgh 77, Marquette 71

Game 21 • January 28, 2006
Petersen Events Center • Pittsburgh, Pa.

PITTSBURGH (AP) — Antonio Graves, seldom-used most of the season, and Carl Krauser led a decisive 10-0 run late in the game and No. 12/10 Pittsburgh overcame a sluggish start and a 12-point deficit to beat Marquette, 77-71, Saturday.

Graves scored 19 points in easily his best game of the season and Krauser added 16, including five in a matter of seconds after it was announced he had moved past mentor Brandin Knight on Pitt's career scoring list.

Aaron Gray had 13 points and 20 rebounds — three more rebounds than his previous career high — to help Pitt to an overwhelming 45-30 edge on the boards that proved decisive during the turnaround second half.

Pitt (17-1, 6-1 BIG EAST) improved to 13-0 at home with successive wins over Syracuse and Marquette after losing for the first time, at St. John's, last Saturday.

Graves, a junior guard who started much of last season, had gotten little playing time since BIG EAST play began and had scored only 11 points in Pitt's previous nine games. But he came in early in the game after coach Jamie Dixon briefly benched all of his starters with Pitt down 13-5 and wound up playing 24 minutes.

Marquette (15-6, 5-3), the only one of the BIG EAST's five new members with a winning record in conference play, rode its excellent outside shooting early to leads of 8-0, 13-3 and 19-7.



12/10 Pittsburgh 77, Marquette 71

Marquette	FG	3P	FT	O-D-REB	PF	TP	A	T	B	S	MIN
Novak	f	3-9	2-5	0-0	2-4-6	5	8	1	1	0	34
Chapman	f	2-6	0-4	0-0	1-3-4	0	4	1	1	0	31
Barro	c	2-5	0-0	0-0	0-2-2	0	4	2	1	0	9
James	g	7-15	2-4	0-0	2-4-6	3	16	3	0	4	30
McNeal	g	5-12	0-2	0-4	0-2-2	4	10	5	3	1	34
Fitzgerald	g	2-4	2-2	0-1-1	1	4	8	1	5	2	25
Grimm	g	0-1	0-0	0-0	1-0-1	1	0	0	0	0	5
Kinsella	g	1-1	0-0	0-0	0-0-0	1	3	0	0	0	7
Amoroso	g	5-7	2-3	2-4	2-3-5	2	14	1	1	1	18
Lott	g	2-3	0-0	0-0	0-2-2	0	4	0	0	0	7
Team					1-0-1						
Totals		29-63	8-21	5-12	9-21	20	71	14	11	4	11
		46.0	38.1	41.7	30						200

Pittsburgh	FG	3P	FT	O-D-REB	PF	TP	A	T	B	S	MIN
DeGroat	f	0-2	0-1	0-0	1-0-1	1	0	1	3	0	9
Kendall	f	3-6	0-1	0-0	5-4-9	4	6	1	2	1	24
Gray	c	6-14	0-0	1-3	9-11-20	2	13	2	4	2	31
Ramon	g	4-7	3-5	2-2	0-1-1	2	13	4	2	0	27
Krauser	g	5-14	3-7	3-4	0-4-4	2	16	6	2	0	26
Benjamin	g	1-5	0-1	0-0	1-2-3	1	2	0	1	0	11
Fields	g	1-4	0-0	0-0	1-0-1	1	2	4	0	0	14
Biggs	g	0-0	0-0	0-0	0-0-0	0	0	0	0	0	5
Graves	g	6-10	3-4	4-6	1-2-3	2	19	1	1	0	24
Young	g	2-3	0-1	2-3	1-2-3	1	6	1	2	0	19
Totals		28-65	9-20	12-18	19-26	16	77	20	17	3	8
		43.1	45.0	66.7	45						200

Officials: Jamie Luckie, Glenn Mayborg, Tim Higgins
Technical fouls: Marquette-None. Pittsburgh-None.
Attendance: 12,508

Score by Periods	1st	2nd	Total
Marquette	40	31	71
Pittsburgh	33	44	77





Marquette 81, St. John's 61

Game 22 • February 1, 2006
Bradley Center • Milwaukee, Wis.

MILWAUKEE — Steve Novak had 29 points and eight rebounds, leading four Golden Eagles in double digits, as Marquette won 81-61 over St. John's.

The 6-10 senior from Brown Deer was 8-of-14 from the floor - including 6-of-11 from beyond the arc - and connected on all seven of his attempts from the charity stripe.

Dominic James added 16 points - 14 of which came in the second half - while Jerel McNeal had 11 and Ousmane Barro 10.

"I thought our guys did a great job tonight," said head coach Tom Crean. "I'm proud of our team - we knew we had to play physical, be aggressive, never back down, and never stop playing hard. That was our focus in practice - not just getting ready for St. John's - but coming off a game where we didn't do those sorts of things well."

James agreed, "The game was very physical, that's what it's all about. We love to compete."

The first half began with Marquette and St. John's trading baskets. MU led 7-6 at the first official break before a layup by Anthony Mason Jr. gave SJU its first lead (8-7) at 15:10. An Aaron Spears turnaround made it 10-7 in favor of the Red Storm before Marquette scored eight unanswered points over the next 2:22, capped by a Steve Novak three-pointer, to take a 15-10 lead.



Marquette 81, St. John's 61

St. John's	FG	3P	FT	O-D-REB	PF	TP	A	T	B	S	MIN
Mason	f 6-11	2-6	0-0	3-6-11	2	14	1	1	0	0	36
Hamilton	f 6-8	0-0	0-0	2-6-8	3	12	2	1	1	1	28
Spears	c 4-8	0-0	1-4	2-3-5	4	9	0	2	0	0	29
Hill	g 2-11	0-1	7-8	1-0-1	4	11	9	3	0	2	36
Lawrence	g 1-7	1-5	3-4	0-5-5	3	6	3	2	0	1	28
Maybank	0-0	0-0	0-0	0-0-0	0	0	0	0	0	0	1
Jasiulonis	0-2	0-1	1-2	0-0-0	0	1	0	0	0	0	5
Jackson	2-3	1-2	1-2	0-0-0	2	6	1	0	0	2	20
Missere	1-2	0-0	0-1	1-0-1	1	2	0	0	0	0	9
Torres	0-0	0-0	0-0	0-0-0	0	0	0	0	0	0	2
Williams	0-2	0-1	0-2	0-0-0	1	0	1	0	0	0	5
Bleisty	0-0	0-0	0-0	0-0-0	0	0	0	0	0	0	1
Team				2-0-2							
Totals	22-54	4-16	13-23	11-22	20	61	17	12	1	6	200
	40.7	25.0	56.5	33							

Marquette	FG	3P	FT	O-D-REB	PF	TP	A	T	B	S	MIN
Novak	f 8-14	6-11	7-7	1-7-8	4	29	1	0	0	2	38
Kinsella	c 0-1	0-0	0-2	0-1-1	1	0	1	0	0	0	11
James	g 6-10	0-0	4-4	1-3-4	4	16	4	3	0	1	33
McNeal	g 4-11	0-0	3-4	1-4-5	2	11	2	5	0	2	28
Chapman	g 2-7	1-2	2-2	4-2-6	2	7	2	0	0	0	26
Fitzgerald	2-5	2-5	2-2	0-0-0	3	8	1	1	1	1	17
Burke	0-0	0-0	0-0	0-0-0	0	0	0	0	0	0	1
Burke	0-0	0-0	0-0	0-0-0	0	0	0	0	0	0	5
Matthews	0-3	0-0	0-0	0-3-3	1	0	4	0	0	0	17
Grimm	0-0	0-0	0-0	0-0-0	0	0	0	0	0	0	3
Barro	4-5	0-0	2-3	3-2-5	5	10	2	1	0	0	20
Lott	0-0	0-0	0-0	0-1-1	1	0	0	0	0	0	1
Team				0-2-2							
Totals	26-56	9-18	20-24	10-25	23	81	17	10	1	6	200
	46.4	50.0	83.3								

Officials: Pat Driscoll, Joe Lindsay, Michael Stephens
Technical fouls: St. John's-Hamilton, Marquette-James.
Attendance: 14,105

Score by Periods	1st	2nd	Total
St. John's	26	35	61
Marquette	29	52	81

44 Villanova 72, Marquette 67

Game 23 • February 4, 2006
The Pavilion • Villanova, Pa.

VILLANOVA, Pa. (AP) — Villanova guard Allan Ray scored 28 points, including the go-ahead three-pointer with 1:54 left, to help No. 4 Villanova rally late for a 72-67 victory over Marquette on Saturday.

The Wildcats (17-2, 8-1 BIG EAST) are off to their best start in conference history and needed one impressive comeback to reach that feat. Down seven points with 3:30 left in the game, Villanova went on a 12-0 run — highlighted by Ray's three — that left Marquette (16-7, 6-4) simply stunned over a game it nearly won.

Villanova shot 32 percent, committed 14 turnovers and seemingly had no answer for senior forward Steve Novak who thwarted nearly every Wildcats' rally with a three-pointer.

Just not at the end when the Wildcats reverted to their normal form.

After free throws pulled Villanova within four, Ray picked off a pass in the backcourt and converted the easy basket that made it 63-61. Then after another Golden Eagles turnover — one of 22 — Ray hit his fourth three-pointer from the right side for a 64-63 lead that send the sellout crowd into a frenzy.



4/4 Marquette 72, Villanova 67

Marquette	FG	3P	FT	O-D-REB	PF	TP	A	T	B	S	MIN
Novak	f 5-13	4-11	4-4	2-4-6	3	18	1	0	0	0	38
Kinsella	c 0-2	0-0	0-0	1-2-3	0	0	0	2	1	0	7
James	g 7-13	1-5	0-1	0-3-3	5	15	4	6	0	2	34
McNeal	g 7-15	0-1	0-0	2-6-8	1	14	2	5	0	2	30
Chapman	g 4-5	3-3	0-0	0-1-1	3	11	4	2	0	2	28
Fitzgerald	1-2	0-1	0-0	0-5-5	2	2	0	4	0	0	22
Burke	0-0	0-0	0-0	0-0-0	1	0	0	0	0	0	11
Matthews	2-2	0-0	0-0	0-0-0	1	4	4	0	0	0	9
Barro	1-2	0-0	1-2	0-3-3	3	3	0	2	2	1	18
Amoroso	0-1	0-0	0-0	0-1-1	1	0	0	0	0	1	3
Team				3-3-6							
Totals	27-55	8-21	5-7	8-28	20	67	12	25	3	8	200
	48.1	38.1	71.4	36							

Villanova	FG	3P	FT	O-D-REB	PF	TP	A	T	B	S	MIN
Cunningham	f 0-1	0-0	2-4	4-3-7	3	2	1	2	0	2	18
Sheridan	f 2-5	0-0	0-0	3-4-7	1	4	1	3	1	3	33
Foye	g 7-22	3-9	7-8	1-2-3	2	24	2	1	0	1	36
Nardi	g 1-8	0-6	2-2	1-1-2	0	4	2	1	0	0	36
Ray	g 9-21	4-11	6-6	0-4-4	2	28	1	3	0	1	38
Lowry	1-7	0-1	4-4	4-3-7	3	6	3	2	1	5	30
Fraser	0-0	0-0	2-2	0-0-0	1	2	0	1	0	0	2
Charles	0-0	0-0	0-0	0-0-0	0	0	1	0	0	0	1
Clark	1-2	0-0	0-1	1-0-1	0	2	0	0	0	0	6
Team				5-4-9							
Totals	21-66	7-27	23-27	19-21	12	72	10	14	2	12	200
	31.8	25.9	85.2	40							

Officials: Ed Hightower, Brian O'Connell, John Higgins
Technical fouls: Marquette-None, Villanova-Ray.
Attendance: 6,500

Score by Periods	1st	2nd	Total
Marquette	33	34	67
Villanova	28	44	72

Rutgers 91, Marquette 84

Game 24 • February 12, 2006
Louis Brown Athletic Center • Piscataway, N.J.

PISCATAWAY, N.J. (AP) — Quincy Douby scored 32 points and Ollie Bailey contributed 12 points and seven rebounds as Rutgers snapped a three-game losing streak with a 91-84 win over Marquette on Sunday.

The 91 points were the most by Rutgers in a BIG EAST game since a 97-87 victory over Villanova on Jan. 9, 1999. Anthony Farmer added 14 points and six assists despite playing with a bruised right shoulder, while Jimmie Inglis came off the bench with 10 points for the Scarlet Knights, who played without head coach Gary Waters.

Waters was inducted into Kent State's Hall of Fame on Saturday and couldn't get a return flight due to the massive snowstorm that hit New Jersey this weekend. Fred Hill Jr. coached Rutgers in Waters' absence and led the Scarlet Knights to their second win in the last eight games.

A three-point play by Bailey with 7:50 remaining gave Rutgers a 68-65 lead and ignited a 15-7 run.

Marquette (16-8, 6-5) rallied to within 81-77 before Douby drained a 3-pointer with 2:09 remaining. Douby, the BIG EAST's leading scorer, went over 30 points for the third time this season.

Dominic James led three Marquette players in double figures with 20 points, while Steve Novak added 18, but the Golden Eagles couldn't overcome the Scarlet Knights' 57.7 percent shooting in the second half.



Rutgers 91, Marquette 84

Marquette	FG	3P	FT	O-D-REB	PF	TP	A	T	B	S	MIN
Novak	f 5-15	4-13	4-4	2-2-4	3	18	0	0	0	0	38
Grimm	f 1-2	0-0	0-0	1-1-2	2	2	1	1	0	0	14
James	g 8-16	2-5	4-9	1-4-5	4	22	3	2	0	2	33
McNeal	g 4-10	0-4	5-5	2-1-3	4	13	2	3	0	3	22
Chapman	g 2-5	2-5	0-0	0-2-2	2	6	4	0	0	0	19
Fitzgerald	2-4	2-3	2-2	3-3-6	4	8	1	2	0	0	21
Burke	0-0	0-0	1-2	0-0-0	3	1	2	0	0	0	6
Matthews	2-3	0-1	3-4	2-2-4	3	9	1	0	0	0	26
Barro	0-0	0-0	0-0	0-0-0	1	0	0	1	0	0	12
Amoroso	2-6	0-0	1-2	4-4-4	1	5	0	0	0	0	9
Team				4-4-8							
Totals	27-65	10-31	20-28	19-19	27	84	13	11	1	5	200
	41.5	32.3	71.4	38							

Rutgers	FG	3P	FT	O-D-REB	PF	TP	A	T	B	S	MIN
Webb	f 1-5	0-2	3-4	1-5-6	1	5	5	1	0	1	40
Bailey	f 5-8	0-0	2-5	1-6-7	0	12	0	1	0	0	28
Joynes	c 1-1	0-0	2-2	1-3-4	4	4	0	0	2	0	20
Farmer	g 4-9	3-4	3-3	1-1-2	4	14	6	2	0	0	29
Douby	g 12-24	5-11	3-4	1-1-2	4	32	6	3	3	0	37
Griffin	2-5	1-3	3-3	0-2-2	3	8	0	0	1	0	17
Keating	0-0	0-0	2-2	1-0-1	2	2	2	0	0	0	10
Inglis	2-4	0-0	6-8	2-2-4	3	10	0	1	0	0	17
Waterstradt	2-2	0-0	0-0	1-0-1	0	4	0	1	0	0	2
Team				4-3-7							
Totals	29-58	9-20	24-31	13-23	21	91	19	9	6	1	200
	50.0	45.0	77.4	36							

Officials: Tim Higgins, Bill McCarthy, Will Bush
Technical fouls: Marquette-None, Rutgers-None.
Attendance: 7,211

Score by Periods	1st	2nd	Total
Marquette	39	45	84
Rutgers	39	52	91





Marquette 57, 17/17 Georgetown 51

Game 25 • February 16, 2006
Bradley Center • Milwaukee, Wis.

MILWAUKEE (AP) — Steve Novak scored 19 points and set Marquette's season record for three-pointers, leading the Golden Eagles to a 57-51 victory over No. 17 Georgetown on Thursday night.

The 6-foot-11 Novak put on another shooting show at home — going 5-of-8 from beyond the arc — while Dominic James scored 16 points and Jerel McNeal added 10 for Marquette (17-8, 7-5 BIG EAST).

The Golden Eagles beat a ranked conference opponent for the second time after a 94-79 victory over then-No. 2 Connecticut in their inaugural Big East game on Jan. 3.

Roy Hibbert, who had 17 points, made a layup with 6:03 to go to cap a 7-0 run that brought Georgetown (17-6, 8-4) within 44-42. Ashanti Cook's three-pointer gave the Hoyas their first lead in the second half, 49-48.

But James found Joe Chapman for a three-pointer to give Marquette a 51-49 lead with 2:30 remaining.

Neither team scored again until James hit a runner with 48 seconds left that made it 53-49.

Darrel Owens of the Hoyas fired an off-balance three-pointer that missed badly and Marquette sealed the game with 20 seconds left when Novak, a career 93 percent free throw shooter, made two.



Marquette 57, 17(17) Georgetown 51

Georgetown	FG	3P	FT	O-D-REB	PF	TP	A	T	B	S	MIN
Bowman	f	3-9	0-3	1-2	0-5	5	7	4	3	0	34
Green	f	1-6	0-2	0-0	3-3	3	2	3	8	1	29
Cook	g	3-10	1-7	0-0	0-1	2	7	2	1	0	31
Wallace	g	2-7	2-4	0-0	0-3	4	6	4	3	0	32
Hibbert	c	8-10	0-0	1-1	4-4	1	17	0	1	1	34
Owens	1-5	0-2	2-2	1-2	0	4	0	0	0	1	16
Sapp	2-3	1-2	0-0	0-0	2	5	0	0	0	1	18
Crawford	0-0	0-0	0-0	0-0	0	0	0	0	0	0	1
Eggerson	1-2	1-1	0-0	0-1	0	3	1	0	0	0	4
Kilkenny-Diaw	0-0	0-0	0-0	0-0	0	0	0	0	0	0	1
Team				3-3							
Totals	21-52	5-21	4-5	11-19	15	51	14	16	2	3	200
	40.4	23.8	80.0	30							

Marquette	FG	3P	FT	O-D-REB	PF	TP	A	T	B	S	MIN
Novak	f	6-14	5-8	2-2	1-2	0	19	1	0	0	38
Barro	f	2-3	0-0	0-2	3-1	4	4	0	0	1	23
James	g	6-14	2-6	2-2	1-2	1	16	5	2	0	35
McNeal	g	5-10	0-2	0-0	0-7	1	10	3	6	0	26
Chapman	g	1-5	1-4	3-4	1-1	2	6	4	0	0	25
Fitzgerald	0-2	0-2	0-0	0-2	1	0	0	1	1	0	17
Matthews	1-3	0-1	0-0	2-2	2	2	1	3	0	0	21
Grimm	0-0	0-0	0-0	0-0	2	0	0	0	0	0	15
Team				3-3							
Totals	21-51	8-23	7-10	11-20	9	57	14	13	2	8	200
	41.2	34.8	70.0	31							

Officials: John Cahill, Curtis Shaw, Steve Welmer
Technical fouls: Georgetown-None. Marquette-None.
Attendance: 15,243

Score by Periods	1st	2nd	Total
Georgetown	24	27	51
Marquette	29	28	57

Marquette 84, 9/9 Pittsburgh 52

Game 26 • February 18, 2006
Bradley Center • Milwaukee, Wis.

MILWAUKEE (AP) — Steve Novak scored 27 points and hit five three-pointers to lead Marquette to its second straight victory over a Top 25 team with an 84-52 upset of No. 9 Pittsburgh on Saturday night.

Dominic James had 16 points and Wesley Matthews added 13 to give the Golden Eagles another win over a quality opponent and snap the Panthers' three-game winning streak.

Pittsburgh nearly overcame a 10-point second half deficit in the final minutes behind Carl Krauser, who finished with 18 points and scored five straight to cut Marquette's lead to 78-77 with three minutes to go.

Novak and Ronald Ramon exchanged three-pointers with 1:51 remaining. Marquette missed two shots on its next possession, and Pittsburgh's Aaron Gray was fouled with 24.7 seconds left.

The 64 percent free throw shooter missed both attempts to tie, and the Panthers were forced to foul Novak, a 98.5 percent free throw shooter. Novak made both to make it 83-80 with 11.2 left.

Ramon got a good look at the basket, but missed a three and Gray's rebound and putback cut it to 83-82 with 0.2 seconds remaining.



Marquette 84, 9(9) Pittsburgh 52

Pittsburgh	FG	3P	FT	O-D-REB	PF	TP	A	T	B	S	MIN
DeGroat	f	2-4	0-2	0-0	0-2	0	4	0	1	0	6
Kendall	f	2-3	0-1	1-2	0-2	4	5	0	1	1	19
Gray	c	4-5	0-0	2-5	1-6	4	10	3	2	0	22
Ramon	g	3-6	3-5	0-0	0-1	2	9	4	0	0	27
Krauser	g	6-13	3-8	3-5	0-2	4	18	5	3	0	34
Benjamin	1-4	0-1	0-0	1-1	2	0	2	1	0	0	9
Fields	5-7	2-3	2-2	1-2	3	2	14	3	1	0	18
Biggs	1-3	0-0	0-0	3-3	1	2	0	1	0	0	14
Hudson	0-1	0-0	0-0	1-1	0	0	0	0	0	0	3
Graves	3-4	1-2	2-2	0-0	3	9	3	1	0	0	25
Young	3-5	0-1	3-6	2-3	1	9	0	3	0	0	23
Team				0-1							
Totals	30-55	9-23	13-22	9-24	21	82	19	14	1	3	200
	54.5	39.1	59.1	33							

Marquette	FG	3P	FT	O-D-REB	PF	TP	A	T	B	S	MIN
Novak	f	8-18	5-13	6-6	1-2	1	27	3	1	0	37
Barro	f	0-0	0-0	1-3	3-2	3	1	0	1	1	17
James	g	7-19	0-3	2-3	0-5	3	16	6	0	1	32
McNeal	g	3-6	1-2	2-2	1-2	3	9	0	3	0	22
Chapman	g	3-5	2-3	1-2	0-3	1	9	3	0	0	25
Fitzgerald	2-3	1-2	0-0	1-0	3	5	4	1	0	0	18
Burke	0-0	0-0	0-0	0-1	1	3	0	0	1	0	6
Matthews	5-8	1-2	2-2	1-3	4	13	3	3	0	0	26
Grimm	1-1	0-0	0-0	2-2	4	4	4	1	0	0	15
Amoroso	0-0	0-0	0-0	0-0	2	0	0	0	0	0	5
Team				1-1							
Totals	29-60	10-25	16-21	10-21	24	84	19	12	1	6	200
	48.3	40.0	76.2	31							

Officials: Jim Burr, Frank Scagliotta, Fran Connolly
Technical fouls: Pittsburgh-Gray. Marquette-None.
Attendance: 19,007

Score by Periods	1st	2nd	Total
Pittsburgh	41	41	82
Marquette	44	40	84

Marquette 80, Notre Dame 72

Game 27 • February 25, 2006
Joyce Center • Notre Dame, Ind.

NOTRE DAME, Ind. (AP) — Senior Steve Novak scored 21 points, including back-to-back three-pointers during a key 9-0 run, and freshman Dominic James added 18 points to lead Marquette to an 80-72 victory over Notre Dame on Saturday.

Notre Dame (13-12, 4-10 BIG EAST) opened a 56-51 lead when Chris Quinn hit a 3-pointer to cap a 7-2 run. The Golden Eagles (19-8, 9-5 BIG EAST), who lead the league in three-point field-goal percentage, responded with three straight three-pointers, one by sophomore Dan Fitzgerald and two by Novak to move ahead 60-56. They extended the lead to five points 50 seconds later on another 3-pointer by Joe Chapman.

After Russell Carter made a pair of free throws for Notre Dame to cut the lead to 63-60, the Golden Eagles went on a 10-2 run — making 6-of-6 free throws.

The Irish managed to cut the lead to 75-70 on a three by Colin Falls, his first basket of the game after missing his first nine shots. But Notre Dame couldn't get any closer.

Novak added 11 rebounds — securing his third double-double of the season and his first since the second league game of the season — for the Golden Eagles, who were 5-of-9 from three-point range in the second half after going 3-for-14 in the first half. Chapman had 11 points and Fitzgerald had 10.



Marquette 80, Notre Dame 72

Marquette	FG	3P	FT	O-D-REB	PF	TP	A	T	B	S	MIN
Novak	f	6-15	3-9	6-6	2-9	11	3	21	2	0	35
Barro	f	3-4	0-0	1-1	2-4	6	2	7	0	0	15
James	g	6-14	1-4	5-6	1-3	3	18	1	2	1	32
McNeal	g	4-13	0-0	0-0	1-4	2	8	4	3	1	21
Chapman	g	4-8	2-4	1-2	0-1	2	11	2	0	2	17
Fitzgerald	4-6	2-4	0-0	1-2	3	10	2	2	0	1	27
Burke	0-1	0-0	0-0	1-0	1	0	0	0	0	0	4
Matthews	0-4	0-0	3-4	0-1	1	3	2	3	1	1	24
Grimm	0-1	0-0	0-0	2-4	0	2	0	0	0	0	11
Amoroso	1-2	0-1	0-0	1-2	2	0	0	0	0	0	14
Team				1-0							
Totals	28-68	8-23	16-19	12-28	17	80	13	10	7	10	200
	41.2	34.8	84.2	40							

Notre Dame	FG	3P	FT	O-D-REB	PF	TP	A	T	B	S	MIN	
Francis	f	7-11	0-0	2-2	3-12	15	0	16	3	3	1	36
Quinn	g	3-12	2-5	4-4	0-1	5	12	2	4	0	4	38
Falls	g	1-9	1-7	2-2	0-0	3	5	1	3	0	1	31
McAlarney	g	6-12	2-8	0-0	0-4	4	14	8	2	0	1	37
Carter	g	5-9	4-5	6-8	2-3	5	20	2	2	1	0	29
Cornett	0-1	0-0	0-0	0-4	0	0	0	1	0	1	6	
Kurz	1-5	0-2	1-2	3-7	1	3	0	0	2	0	20	
Hillesland	0-0	0-0	0-0	0-0	0	0	0	0	0	0	0+	
Zeller	0-1	0-0	0-0	1-1	0	0	0	0	0	0	2	
Ayers	1-2	0-1	0-0	0-1	1	2	0	0	0	0	1	
Team				3-3								
Totals	24-62	9-28	15-18	12-29	19	72	16	16	4	7	200	
	38.7	32.1	83.3	41								

Officials: Tim Higgins, Karl Hess, Ron Tylurski
Technical fouls: Marquette-None. Notre Dame-None.
Attendance: 11,418

Score by Periods	1st	2nd	Total
Marquette	38	42	80
Notre Dame	35	37	72





Louisville 67, Marquette 62 • OT

Game 28 • March 1, 2006
Freedom Hall • Louisville, Ky.

LOUISVILLE, Ky. — A three point basket by freshman forward Dominic James forced overtime, but Marquette had an untimely drought as the Golden Eagles lost to Louisville in overtime, 67-60.

Marquette scored just two points in the final period and was outscored by Louisville senior Taquan Dean, who scored all nine of Louisville's points in overtime.

Dean led Louisville with 19 points. Brandon Jenkins added 12 points and Juan Palacios and Terrence Williams scored 11 apiece as the Cardinals (18-10 overall, 6-9 Big East) kept their hopes for qualifying for the Big East tournament alive.

Steve Novak scored 20 points and Dominic James added 16 for the Golden Eagles — including the dramatic running three-pointer as time expired in regulation — but Marquette (19-9, 9-6) went scoreless over the game's final 4:15.

With the 20 points, Novak moves into the top 10 in school history in scoring. He also hit four three point field goals, making him the BIG EAST's all-time leading three-point shooter in league play with 64. He passed Connecticut's Ray Allen, who had 63.

Louisville led 56-47 on a three-pointer by Jenkins with 7:07 to play, but the Cardinals made just one shot and missed six straight free throws down the stretch to keep the Golden Eagles close.



Louisville 67, Marquette 60 • OT

Marquette	FG	3P	FT	O-D-REB	PF	TP	A	T	B	S	MIN
Novak	f 8-17	4-10	0-1	3-6-9	1	20	1	3	0	0	43
Barro	f 2-3	0-0	0-0	2-2-4	4	4	0	0	0	0	18
James	g 5-18	2-7	4-8	2-9-11	2	16	6	2	0	0	42
McNeal	g 5-15	0-1	0-0	2-3-5	2	10	2	3	0	2	26
Chapman	g 0-2	0-2	0-0	0-1-1	1	0	1	1	0	1	20
Fitzgerald	g 0-3	0-2	0-0	0-3-3	4	0	0	1	0	0	21
Matthews	g 3-10	1-3	3-4	0-4-4	3	10	0	0	0	1	32
Grimm	g 0-0	0-0	0-0	2-5-7	2	0	0	0	0	0	23
Team				2-1-3							1
Totals	23-68	7-25	7-13	13-34	19	60	10	11	0	4	225
	33.8	28.0	53.8	47							

Louisville	FG	3P	FT	O-D-REB	PF	TP	A	T	B	S	MIN
Williams	f 5-12	1-4	0-0	1-12-13	0	11	2	1	1	1	36
Palacios	f 4-13	2-6	1-4	6-4-10	2	11	2	1	1	1	35
Johnson	f 0-0	0-0	0-0	1-2-3	1	0	1	1	0	0	11
Dean	g 4-21	3-15	8-8	4-5-9	3	19	4	3	0	0	39
Jenkins	g 5-14	2-7	0-0	1-6-7	3	12	4	4	0	1	41
Millard	g 2-3	1-2	0-2	3-5-8	1	5	0	1	0	1	23
McGee	g 2-5	2-5	0-1	0-0-0	2	6	0	0	0	0	18
Farley	g 1-1	0-0	1-1	0-1-1	2	3	0	0	6	0	22
Team				0-1-1							
Totals	23-69	11-39	10-16	16-36	14	67	13	10	9	3	225
	33.3	28.2	62.5	52							

Officials: Mike Kitts, Joe Lindsay, John Higgins
Technical fouls: Marquette-None. Louisville-None.
Attendance: 19,505

Score by Periods	1st	2nd	OT	Total
Marquette	26	32	2	60
Louisville	31	27	9	67

Marquette 88, Providence 78

Game 29 • March 4, 2006
Bradley Center • Milwaukee

MILWAUKEE — Senior Steve Novak scored a game high 20 points — 17 points in the second half — as the Marquette men's basketball team cruised to a 88-78 victory over Providence on senior day at the Bradley Center. With the win, the Golden Eagles improve to 20-9, 1-6 BIG EAST, while the Friars fall to 12-15, 5-10 BIG EAST.

This win also marks the 85th win for the three seniors — Novak, Chris Grimm and Joe Chapman — of their career.

Novak connected on 7-of-11 shooting and 6-of-8 shooting from three-point range. Five of his six treys came in the second half. Five additional Golden Eagles added double figure points including freshmen Wesley Matthews (18) and Jerel McNeal (13), and sophomores Ousmane Barro (13) and Dan Fitzgerald (11). Barro's 13 points were also a career high for the sophomore guard.

Together Marquette shot 51.7 percent for the game including a season high 67.9 percent in the second half making all but nine of its attempts (19-of-28) in the second stanza.

The Friars were led by Randall Hanke with 23 points and 15 rebounds and had three others in double digits but shot just 34.2 percent for the game on 26-of-76 shooting from the floor. The Friars also won the battle of the boards grabbing 49, including 25 in the second half.



Marquette 88, Providence 78

Providence	FG	3P	FT	O-D-REB	PF	TP	A	T	B	S	MIN
McDermott	f 4-11	0-1	6-10	9-7-16	3	14	4	2	0	3	38
Burch	f 0-2	0-1	0-0	0-0-0	1	0	0	3	0	0	9
Hill	c 1-3	0-0	3-4	1-1-2	2	5	1	2	1	1	11
McGrath	g 5-21	3-11	5-7	1-2-3	2	18	1	2	0	2	39
Curry	g 3-14	0-6	0-1	2-0-2	3	6	3	5	0	1	39
Efejuku	g 3-12	1-4	5-7	5-2-7	3	12	4	1	0	5	32
Hanke	g 10-13	0-0	3-4	9-6-15	4	23	0	0	0	3	29
Kale	g 0-0	0-0	0-0	0-0-0	0	0	0	0	0	0	3
Team				3-1-4							
Totals	26-76	4-23	22-33	30-19	18	78	13	14	2	15	200
	34.2	17.4	66.7	49							

Marquette	FG	3P	FT	O-D-REB	PF	TP	A	T	B	S	MIN
Novak	f 7-11	6-8	0-0	1-5-6	3	20	3	3	0	2	38
Grimm	c 0-0	0-0	0-0	0-1-1	3	0	0	0	0	0	10
James	g 4-10	0-2	1-2	1-4-5	3	9	9	2	0	1	31
McNeal	g 4-10	0-0	5-6	2-4-6	2	13	1	5	0	2	19
Chapman	g 1-4	0-2	0-0	1-4-5	2	2	3	1	2	1	26
Fitzgerald	g 3-4	3-4	2-3	0-0-0	3	11	6	1	0	0	21
Burke	g 0-3	0-0	2-2	2-1-3	0	2	0	0	1	0	12
Matthews	g 7-8	2-2	2-3	0-3-3	4	18	1	4	0	1	27
Kinsella	g 0-0	0-0	0-0	0-0-0	0	0	1	0	0	0	6
Barro	g 5-8	0-0	3-5	4-1-5	4	13	0	3	0	1	16
Amoroso	g 0-0	0-0	0-0	0-0-0	0	0	0	0	0	0	1
Lott	g 0-2	0-0	0-0	1-0-1	1	0	0	0	0	0	3
Team				1-2-3							
Total	31-60	11-18	15-21	13-25	25	88	24	19	3	8	200
	51.7	61.1	70.0	38							

Officials: John Cahill, Frank Scagliotta, Paul Faia
Technical fouls: Providence-None. Marquette-None.
Attendance: 18,712

Score by Periods	1st	2nd	Total
Providence	28	50	78
Marquette	37	51	88

23/23 Georgetown 62, Marquette 58

Game 30 • March 6, 2006
Madison Square Garden • New York

NEW YORK (AP) — Brandon Bowman went 6-for-6 from the free-throw line in the final minute to help No. 23 Georgetown hold off Marquette 62-59 on Thursday in the quarterfinals of the Big East tournament.

Steve Novak hit his sixth three-pointer with 5.6 seconds left to bring Marquette within 60-59. But Bowman restored the three-point lead with two free throws with 5.1 seconds left. Jerel McNeal missed a 30-footer at the buzzer that would have tied the game.

Georgetown led Marquette 49-48 with 5 minutes left before using a 9-2 run to take a 58-50 advantage with 37.7 seconds remaining. Bowman, who finished with 14 points, scored six during that stretch.

Marquette (20-10) then scored the next six points, capped by Dominic Jones' layup with 12.9 seconds left to close to 58-56. Jones, who was the conference's freshman of the year, was 2-of-15 from the field.

Bowman then ended the run with two free throws with 11.5 seconds left before Novak's last 3-pointer.

It was the second straight day that Bowman came up big for the Hoyas. He hit the key basket on a driving layup in the Hoyas' 67-63 opening round win over Notre Dame.

Novak finished with 18 points and Wesley Matthews scored 14 points for Marquette, which had a first-round bye.



23/23 Georgetown 62, Marquette 58

Georgetown	FG	3P	FT	O-D-REB	PF	TP	A	T	B	S	MIN
Bowman	f 3-8	0-2	8-8	3-4-7	3	14	2	1	2	1	29
Green	f 6-13	0-0	4-6	4-5-9	1	16	5	4	2	1	38
Hibbert	c 1-6	0-0	0-0	2-1-3	2	2	0	2	0	0	17
Cook	g 5-12	2-3	4-6	1-4-5	1	16	2	1	0	1	38
Wallace	g 1-2	0-1	2-2	0-0-0	3	4	0	0	0	1	24
Owens	g 3-7	0-4	0-0	1-1-2	2	6	0	0	0	1	34
Sapp	g 1-2	0-0	0-0	2-5-7	3	2	0	0	0	0	18
Crawford	g 1-1	0-0	0-0	0-0-0	0	2	0	0	0	0	2
Team				1-1-2							
Totals	21-51	2-10	18-22	14-21	15	62	9	8	4	5	200
	41.2	20.0	81.8	35							

Marquette	FG	3P	FT	O-D-REB	PF	TP	A	T	B	S	MIN
Novak	f 6-11	6-9	0-0	0-5-5	5	18	0	1	1	1	36
Barro	f 2-3	0-0	0-0	0-1-1	1	4	0	0	0	0	20
James	g 2-15	0-3	4-8	2-2-4	1	8	6	1	1	2	34
McNeal	g 5-12	0-2	0-0	2-2-4	2	10	3	5	0	1	26
Chapman	g 1-2	0-1	0-0	0-2-2	1	2	0	0	0	1	22
Fitzgerald	g 1-2	1-2	0-0	0-0-0	0	3	1	1	0	0	16
Burke	g 0-0	0-0	0-0	0-0-0	3	0	0	0	0	0	2
Matthews	g 4-7	0-1	6-7	4-2-6	2	14	1	1	0	1	24
Grimm	g 0-1	0-0	0-0	2-2-4	4	0	0	0	0	0	20
Team				1-3-4							
Totals	21-53	7-18	10-15	11-19	19	59	11	9	3	6	200
	39.6	38.9	66.7	30							

Officials: John Cahill, Jim Haney, Jeff Clark
Technical fouls: Georgetown-None. Marquette-None.
Attendance: 19,594

Score by Periods	1st	2nd	Total
Georgetown	22	40	62
Marquette	22	37	59



Alabama 90, Marquette 85

Game 31 • March 16, 2006

Cox Arena at Aztec Bowl • San Diego, Calif.

NCAA First Round

SAN DIEGO (AP) — Alabama's Jean Felix quickly brought the focus back to basketball with every three-pointer he swished.

Felix was nearly perfect in scoring a career-high 31 points for the Crimson Tide, which beat Marquette 90-85 in a thrilling first-round NCAA tournament game on Thursday that was delayed 70 minutes after bomb-sniffing dogs detected something suspicious at San Diego State's Cox Arena.

Felix was an unlikely catalyst, considering that he was a combined 2-for-14 in the Crimson Tide's previous two games, losses to Mississippi State to end the regular season and Kentucky in the first round of the SEC tournament.

But he calmly put up three after three, and it helped that Alabama got numerous second chances thanks to its rebounding muscle.

Felix was 8-of-11 shooting - all from behind the three point line - and made 7-of-8 free throws. Steele scored 23 points, and Jermareo Davidson had 21 points and 12 rebounds.

Marquette caught the Tide and went ahead by two midway through the second half. Felix made his eighth three-pointer — a school postseason record — with less than three minutes left for an 84-77 Alabama lead.

Marquette's star forward, Steve Novak, had two chances late, and missed both.



Alabama 90, Marquette 85

Alabama	FG	3P	FT	O-D-REB	PF	TP	A	TO	B	S	MIN
Brock	f 1-2	0-0	0-0	1-0-1	4	2	0	1	0	0	13
Davidson	f 9-19	0-0	3-6	7-5-12	1	21	4	1	2	0	39
Hendrix	f 3-5	0-0	0-2	4-3-7	4	6	2	4	0	3	31
Hollinger	g 0-3	0-3	2-2	0-2-2	1	2	0	1	0	0	13
Steele	g 5-9	4-6	9-11	0-5-5	3	23	8	5	1	1	38
Gee	2-6	0-3	1-2	4-0-4	1	5	1	0	0	0	31
Felix	8-11	8-11	7-8	0-1-1	3	31	0	2	0	0	35
Team											
Totals	28-55	12-23	22-31	16-16	17	90	15	14	3	4	200
	50.9	52.2	71.0	32							

Marquette	FG	3P	FT	O-D-REB	PF	TP	A	TO	B	S	MIN
Novak	f 5-10	5-9	2-2	0-5-5	0	17	1	0	0	2	33
Barro	f 6-7	0-0	1-2	2-1-3	4	13	1	2	3	3	27
James	g 7-14	2-5	4-4	0-3-3	2	20	5	2	1	2	32
McNeal	g 5-8	0-1	0-0	0-3-3	4	10	3	3	0	0	26
Chapman	g 3-9	0-4	3-4	2-1-3	2	9	0	0	0	0	26
Fitzgerald	2-4	0-2	2-2	2-1-3	4	6	1	1	0	2	15
Matthews	4-8	0-1	2-5	2-1-3	2	10	2	2	0	0	24
Grimm	0-0	0-0	0-0	0-0-0	3	0	0	1	0	0	9
Lott	0-1	0-0	0-0	0-0-0	1	0	0	1	0	0	8
Team				5-0-5							
Totals	32-61	7-22	14-19	13-15	22	85	13	12	4	9	200
	52.5	31.8	73.7	28							

Officials: Jamie Luckie, Gary Maxwell, Mike Roberts
 Technical fouls: Alabama-None, Marquette-None.
 Attendance: 12,414

Score by Periods	1st	2nd	Total
Alabama	44	46	90
Marquette	30	55	85

Marquette's Record When

Event	2005-06	Under Crean
Leading at half	15-3	107-18
Trailing at half	4-6	32-55
Tied at half	1-2	4-3
Scoring 70 or more points	13-5	90-18
Allowing 80 or more points	2-4	6-24
Holding opponents to 60 points or less	7-0	62-10
Holding opponents to 65 points or less	10-1	67-13
Shooting 50 percent or better	7-2	49-7
Opponents shoot 50 percent or better	2-3	10-21
Opponent shoots under 40 percent	9-0	63-14
MU's FG percent is higher than opp.	17-6	110-23
MU's FG percent is lower than opp.	3-6	31-54
MU's 3FG percent is higher than 40 percent	8-2	75-21
Opponent's 3FG percent is higher than 40 percent	4-3	32-24
MU shoots more FT than opponent	9-1	91-13
MU shoots fewer FT than opponent	8-11	40-63
MU shoots same FT as opponent	2-0	9-1
Out-rebounded opponent	11-6	110-30
Out-rebounded by opponent	6-6	25-42
Rebounds tied	2-0	6-5
Same or fewer turnovers as opp.	11-2	84-19
More turnovers than opponent	9-8	61-56
Overtime games	1-0	5-4
In games decided by 5 pts. or less	6-4	36-29
In games decided by 6-10	5-5	35-20
In games decided by 11-15	5-1	33-15
In games decided by 16 pts. or more	5-1	37-13
vs Ranked Teams (AP or Coaches)	3-4	
vs 1-25 in RPI (www.collegerpi.com, at time of game)	2-5	
vs 26-50 in RPI	4-1	
vs 51-100 in RPI	6-5	
vs 101-150 in RPI	2-0	
vs 151-200 in RPI	—	
vs 201-324 in RPI	5-0	

Marquette Bench Scoring

	Starters	Bench	Bench Scoring
Rice	59	23	Amoroso 10, Fitzgerald 9, Barro 4
Winthrop	53	11	Barro 7, Amoroso 2, Fitzgerald 2
vs Eastern Washington	52	31	Chapman 17, Amoroso 7, Fitzgerald 3, Burke 2, Grimm 2
vs Oral Roberts	49	24	Fitzgerald 11, Amoroso 6, Chapman 3, Burke 2, Lott 2
vs South Carolina	60	32	Amoroso 30, Fitzgerald 2
at Nebraska	61	13	Amoroso 6, Lott 4, Chapman 2, Fitzgerald 1
South Dakota St.	55	32	Fitzgerald 11, Lott 8, Chapman 4, Grimm 3, Amoroso 2, Burke 2, Kinsella 2
Valparaiso	41	28	Amoroso 8, Fitzgerald 8, Chapman 6, Lott 6
Wisconsin	39	24	Amoroso 9, Fitzgerald 7, Chapman 4, Grimm 4
San Francisco	56	5	Chapman 3, Lott 2
Oakland	74	16	Lott 4, Fitzgerald 3, Kinsella 3, Barro 2, Burke 2, Grimm 2
Delaware State	43	17	Chapman 8, Fitzgerald 4, Lott 3, Kinsella 2
Lewis	60	28	Amoroso 9, Fitzgerald 5, Lott 6, Grimm 4, Burke 2, Kinsella 2
Connecticut	79	15	Barro 7, Lott 5, Burke 3
Cincinnati	55	11	Barro 6, Fitzgerald 4, Lott 1
at Seton Hall	51	16	Chapman 7, Barro 5, Amoroso 4
West Virginia	58	27	Chapman 18, Amoroso 8, Kinsella 1
at DePaul	80	2	Grimm 2
Notre Dame	55	12	Fitzgerald 6, Amoroso 3, Barro 2, Kinsella 2
DePaul	35	27	Fitzgerald 18, Barro 7, Kinsella 2
at Pittsburgh	48	29	Amoroso 14, Fitzgerald 8, Lott 4, Kinsella 3
St. John's	63	18	Barro 10, Fitzgerald 8
at Villanova	58	9	Matthews 4, Barro 3, Fitzgerald 2
at Rutgers	61	23	Matthews 9, Fitzgerald 8, Amoroso 5, Burke 1
Georgetown	55	2	Matthews 2
Pittsburgh	62	22	Matthews 13, Fitzgerald 5, Grimm 4
at Notre Dame	65	15	Fitzgerald 10, Matthews 3, Grimm 2
at Louisville	50	10	Matthews 10
Providence	44	44	Matthews 18, Barro 13, Matthews 11, Burke 2
vs Georgetown	42	17	Matthews 14, Fitzgerald 3
vs Alabama	69	16	Matthews 10, Fitzgerald 6



Writing an injured teammate's number on your shoes.
A quick huddle before a free throw.
Wristbands.

Running suicides together for every missed free throw.
Setting a pick you'll feel for a week.
Acknowledging a great pass.

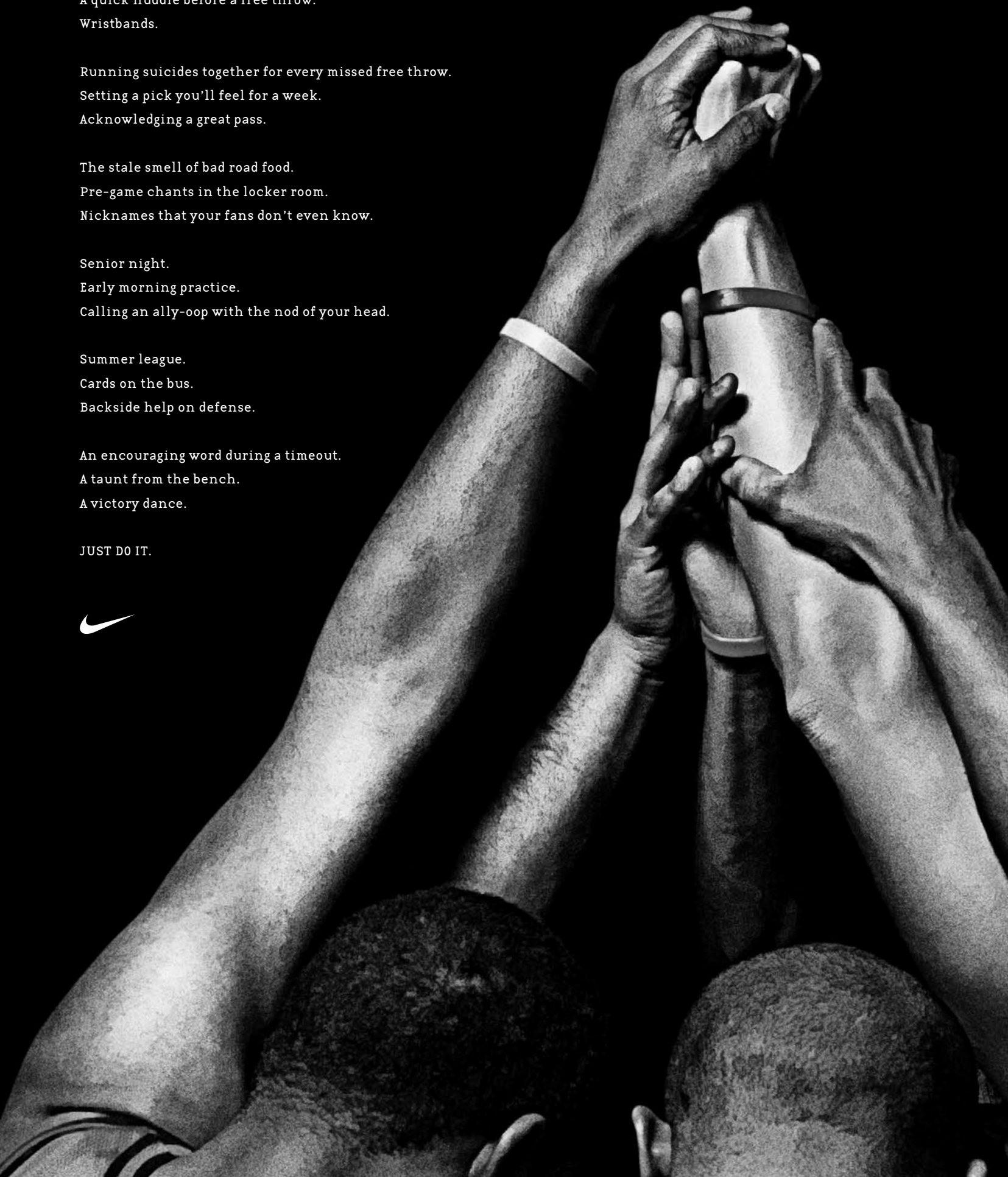
The stale smell of bad road food.
Pre-game chants in the locker room.
Nicknames that your fans don't even know.

Senior night.
Early morning practice.
Calling an ally-oop with the nod of your head.

Summer league.
Cards on the bus.
Backside help on defense.

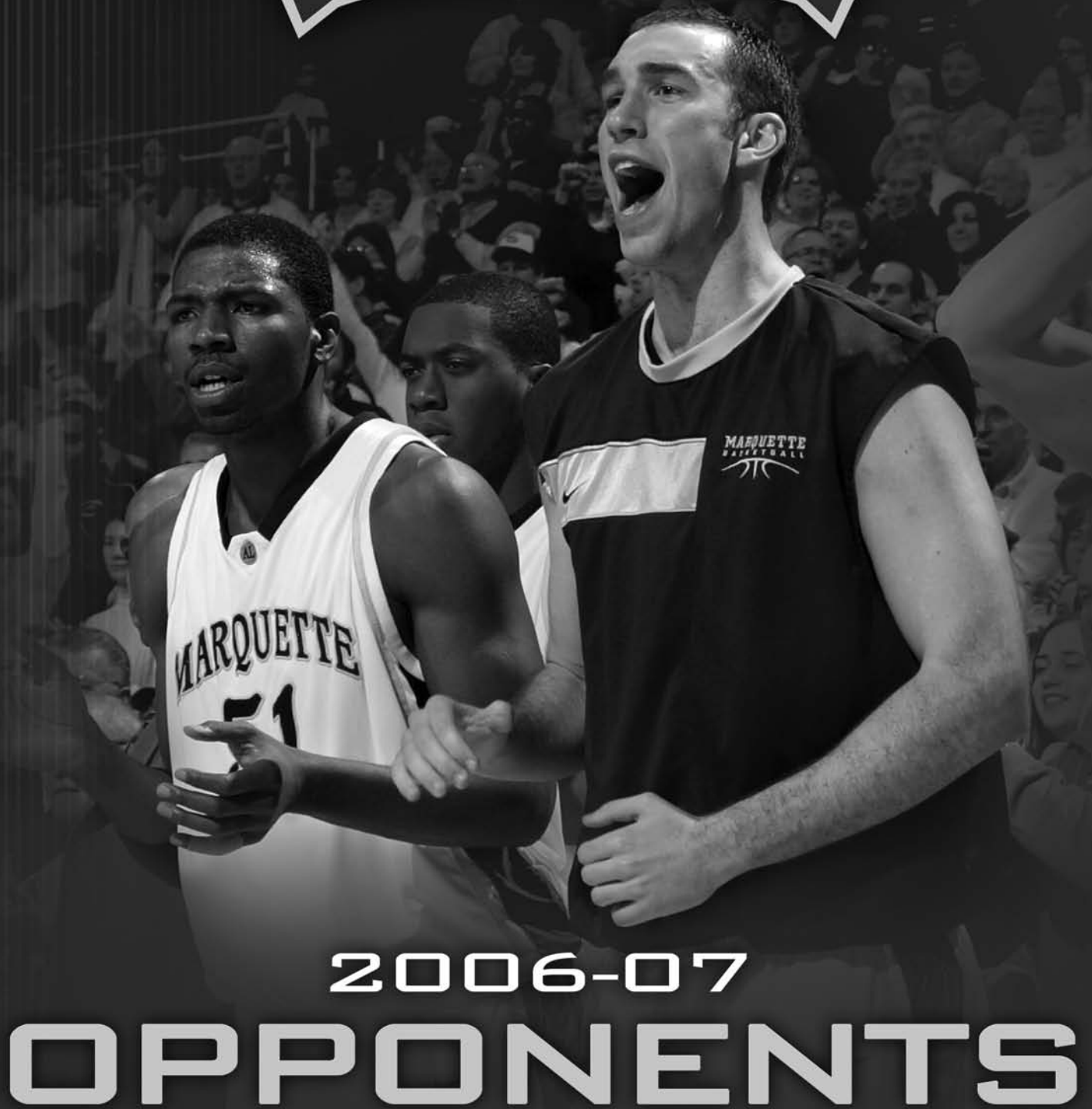
An encouraging word during a timeout.
A taunt from the bench.
A victory dance.

JUST DO IT.



MARQUETTE

BASKETBALL



2006-07

OPPONENTS



Connecticut

January 10 @ 6 p.m.
Gampel Pavilion - Storrs, Conn.



Jim Calhoun



Jeff Adrien

Location: Storrs, Conn.

Founded: 1881

Enrollment: 27,579

Nickname: Huskies

Colors: National Flag Blue and White

President: Dr. Philip E. Austin

Athletic Director: Jeffery Hathaway

Conference: BIG EAST

Home Court (Capacity): Harry A. Gampel Pavilion (10,167),

Hartford Civic Center (16,294)

Press Row Phone: N/A

Coaching Staff

Head Coach: Jim Calhoun

Career Record: 733-314 (34 years)

Team Record: 485-177 (20 years)

Assistant Coaches: Tom Moore, George Blaney, Andre LaFleur

Basketball Office Phone: (860) 486-2725

Basketball Information

2005-06 Record: 30-4

Conference Record (Place): 14-2 (T1)

Starters Returning/Lost: 0/5

Series Record: Marquette leads 1-0

Last Meeting: January 3, 2006 (Marquette, 94-79)

Media Relations Information

Men's Basketball Contact: Kyle Muncy

Office Phone: (860) 486-3531

Home Phone: (860) 208-8624

Fax Number: (860) 486-5085

Email Address: kyle.muncy@uconn.edu

Website: www.uconnhuskies.com

Roster

No.	Name	Pos.	Ht.	Yr.	Hometown
1	Marcus Johnson	F/G	6-6	So.	Los Angeles, Calif.
2	Ben Eaves	F/G	6-7	Fr.	Lancashire, England
3	Doug Wiggins	G	6-1	Fr.	East Hartford, Conn.
4	Jeff Adrien	F	6-7	So.	Brookline, Ma.
10	Ben Spencer	G	6-2	Jr.	Mansfield, Conn.
11	Jerome Dyson	G	6-3	Fr.	Rockville, Md.
12	A.J. Price	G	6-2	So.	Amityville, N.Y.
14	Curtis Kelly	F	6-9	Fr.	Queens, N.Y.
21	Stanley Robinson	F	6-8	Fr.	Birmingham, Ala.
24	Craig Austrie	G	6-3	So.	Stamford, Conn.
25	Rob Garrison	G	6-2	So.	Niagara Falls, N.Y.
32	Jonathan Mandelovce	C	6-11	Fr.	Stone Mountain, Ga.
33	Gavin Edwards	F/C	6-9	Fr.	Gilbert, Ariz.
34	Hasheem Thabeet	C	7-3	Fr.	Dar Es Salaam, Tanzania
35	Marty Gagne	G	6-0	Sr.	Vernon, Conn.




Delaware State

December 5 @ 7 p.m.
Bradley Center - Milwaukee



Greg Jackson



Jahsha Bluntt

Location: Dover, Del.

Founded: 1891

Enrollment: 3,500

Nickname: Hornets

Colors: Columbia Blue and Red

President: Dr. Allen L. Sessoms

Athletic Director: Chuck Bell

Conference: Mid-Eastern Athletic

Home Court (Capacity): Memorial Hall (3,000)

Press Row Phone: (302) 730-5236

Coaching Staff

Head Coach: Greg Jackson

Career Record: 260-160 (14 years)

Team Record: 97-83 (5 years)

Assistant Coaches: Jarrell Wilkerson, Keith Walker, Mike Bernard

Basketball Office Phone: (302) 857-7559

Basketball Information

2005-06 Record: 21-14

Conference Record (Place): 16-2 (1st)

Starters Returning/Lost: 5/0

Series Record: Marquette leads, 1-0

Last Meeting: December 22, 2005 (Marquette, 60-48)

Media Relations Information

Men's Basketball Contact: Dennis Jones

Office Phone: (302) 857-6068

Cell Phone: N/A

Fax Number: (302) 857-6069

Email Address: djones@desu.edu

Website: www.gohornets.net

Roster

No.	Name	Pos.	Ht.	Yr.	Hometown
0	Darrin Shine	G	5-10	Sr.	Augusta, Ga.
5	Elyon Bush	G/F	6-5	Sr.	Frederick, Md.
11	Melvin Smith	G	6-1	Fr.	Burlington, N.J.
20	Kyle White	G	5-9	Fr.	Georgetown, Del.
21	Mark D'Agostino	F	6-7	Fr.	Montreal, Quebec
23	Marcus Neal	G	6-5	Fr.	Trenton, N.J.
32	Florian Pejchar	G	6-2	Sr.	Langenhagen, Germany
33	Jahsha Bluntt	G	6-6	Sr.	Los Angeles, Calif.
34	Aaron Fleetwood	F	6-9	Sr.	Raleigh, N.C.
35	Joe Dickens	G/F	6-7	Sr.	Baltimore, Md.
42	Troy Roundtree	F	6-5	Sr.	Philadelphia, Pa.
45	Roy Blight	F/G	6-6	Jr.	Durham, N.C.
55	Frisco Sandidge	F	6-6	Fr.	Lynchburg, Va.
	Charles Bell	G	6-4	Sr.	Washington, D.C.
	Gary Beverly	F	6-6	So.	Philadelphia, Pa.
	Dominik Hgre	G	6-8	Fr.	Zagreb, Croatia
	Tremaine Johnson	G	5-10	So.	Philadelphia, Pa.
	Evan Martin	G	5-9	So.	Wilmington, Del.




DePaul

February 14 @ 7:30 p.m.
Allstate Arena - Rosemont, Ill.



Jerry Wainwright



Sammy Mejia

Location: Chicago, Ill.

Founded: 1898

Enrollment: 24,300

Nickname: Blue Demons

Colors: Royal Blue and Scarlet

President: Rev. Dennis H. Holtschneider, C.M.

Athletic Director: Jean Lenti Ponsetto

Conference: BIG EAST

Home Court (Capacity): Allstate Arena (18,500)

Press Row Phone: 847-296-6999

Coaching Staff

Head Coach: Jerry Wainwright

Career Record: 198-159 (12 seasons)

Team Record: 12-15 (1 season)

Assistant Coaches: Gary DeCesare, Ramon Williams, Scott

Wainwright

Basketball Office Phone: (773) 325-7521

Basketball Information

2005-06 Record: 12-15

Conference Record (Place): 5-11 (T13)

Starters Returning/Lost: 4/1

Series Record: Marquette leads 61-42

Last Meeting: January 25, 2006 (Marquette, 62-47)

Media Relations Information

Men's Basketball Contact: Scott Reed

Office Phone: (773) 325-7525

Home Phone: (773) 338-5898

Cell Phone: (773) 415-1966

Fax Number: (773) 325-7531

Email Address: sreed1@depaul.edu

Website: www.depaulbluedemons.com

Roster

No.	Name	Pos.	Ht.	Yr.	Hometown
1	Jabari Currie	G	6-4	So.	Detroit, Mich.
3	Draelon Burns	G	6-4	Jr.	Milwaukee, Wis.
4	Wesley Green	C	6-9	Jr.	Eustis, Fla.
5	Karron Clarke	F	6-6	Jr.	Brooklyn, N.Y.
11	Sammy Mejia	G	6-6	Sr.	Bronx, N.Y.
12	Cliff Clinkscales	G	6-1	Jr.	Queens, N.Y.
15	Thinjin Moses	F	6-8	Fr.	Chicago, Ill.
21	Marcus Heard	F	6-7	Sr.	Springfield, Ill.
22	Wilson Chandler	F	6-8	So.	Benton Harbor, Mich.
30	Will Walker	G	6-0	Fr.	Bolingbrook, Ill.
32	Lorenzo Thompson	F/C	6-8	Sr.	Chicago, Ill.





Eastern Michigan
November 18 @ 1 p.m.
Bradley Center - Milwaukee



Charles E. Ramsey




Carlos Medlock

Georgetown
February 10 @ 11 a.m.
MCI Center - Washington, D.C.



John Thompson III



Roy Hibbert

Hillsdale College
November 10 @ 7:30 p.m.
Bradley Center - Milwaukee



Ed Douma



Drew Powell

Location: Ypsilanti, Mich.
Founded: 1849
Enrollment: 25,000
Nickname: Eagles
Colors: Green and White
President: John A. Fallon, III
Interim Athletic Director: Derrick Grag
Conference: Mid-American Conference
Home Court (Capacity): Convocation Center (8,844)
Press Row Phone: (734) 481-0014 or 0072

Coaching Staff

Head Coach: Charles E. Ramsey
Career Record: 7-21 (Second Season)
Team Record: 7-21
Assistant Coaches: Derrick McDowell, Carl Thomas, Chip Wilde
Basketball Office Phone: (734) 487-2160

Basketball Information

2005-06 Record: 7-21
Conference Record (Place): 3-15 (10)
Starters Returning/Lost: 3/2
Series Record: Marquette leads, 1-0
Last Meeting: February 8, 1969 (Marquette, 82-58)

Media Relations Information

Men's Basketball Contact: Jim Streater
Office Phone: (734) 487-0317
Cell Phone: (734) 260-1004
Fax Number: (734) 485-3840
Email Address: jim.streater@emich.edu
Website: www.emueagles.com

Roster

No.	Name	Pos.	Ht.	Yr.	Hometown
0	Nenad Banjanin	F	6-7	Jr.	Belgrade, Serbia
1	Devon Dumes	G	6-2	Fr.	Indianapolis, Ind.
2	B.J. Ford	G	6-1	So.	Caledonia, Mich.
3	Carlos Medlock	G	6-0	So.	Detroit, Mich.
4	James Matthews	C	6-8	Jr.	Detroit, Mich.
5	Nick Freer	W	6-6	Jr.	Stevensville, Mich.
15	William Cooper	W	6-6	Fr.	Detroit, Mich.
21	Craig Cashen	F	6-8	Sr.	Cincinnati, Ohio
23	Jesse Bunkley	W	6-4	Jr.	Detroit, Mich.
25	Justin Dobbins	F	6-8	Fr.	Cleveland, Ohio
31	Zane Gay	G	6-4	So.	Olivet, Mich.
32	Travis Lewis	G	6-2	Jr.	Kalamazoo, Mich.
34	Kyle Dodd	C	6-11	R-Fr.	Rockwood, Ontario
44	Chris Knaub	C	6-10	Sr.	South Bend, Ind.

Location: Washington D.C.
Founded: 1789
Enrollment: 12,290
Nickname: Hoyas
Colors: Blue and Grey
President: John J. DeGioia
Athletic Director: Bernard Muir
Conference: BIG EAST
Home Court (Capacity): MCI Center (20,600)
Press Row Phone: (202) 628-3200

Coaching Staff

Head Coach: John Thompson III
Career Record: 110-65 (6 years)
Team Record: 42-23 (2 years)
Assistant Coaches: Robert Burke, Kevin Broadus, Sydney Johnson
Basketball Office Phone: (202) 687-2492

Basketball Information

2005-06 Record: 23-10
Conference Record (Place): 10-6 (T4)
Starters Returning/Lost: 3/2
Series Record: Tied, 2-2
Last Meeting: March 9, 2006 (Georgetown, 62-59)

Media Relations Information

Men's Basketball Contact: Bill Shaplan
Office Phone: (202) 687-2492
Home Phone: (703) 521-5535
Fax Number: (202) 687-2491
Email Address: shaplanw@georgetown.edu
Website: www.guhoyas.com

Roster

No.	Name	Pos.	Ht.	Yr.	Hometown
1	Vernon Macklin	F	6-9	Fr.	Portsmouth, Va.
2	Jonathan Wallace	G	6-1	Jr.	Harvest, Ala.
3	DaJuan Summers	F	6-8	Fr.	Baltimore, Md.
5	Jeremiah Rivers	G	6-3	Fr.	Winter Park, Fl.
4	Kenny Izzo	F	6-9	Sr.	Chicago, Ill.
21	Jessie Sapp	G	6-3	So.	New York, N.Y.
22	Tyler Crawford	G/F	6-3	Jr.	Staunton, Va.
23	Josh Thornton	G	6-2	So.	Rochester, N.Y.
24	Octavius "Tay" Spann	F	6-7	So.	College Park, Ga.
32	Jeff Green	F	6-9	Jr.	Hyattsville, Md.
33	Patrick Ewing	F	6-10	Jr.	Marietta, Ga.
34	Marc Egerson	F	6-6	So.	Wilmington, Del.
52	Sead Dizdarevic	F	6-9	Sr.	Bijelo Polje, Serbia & Montenegro
55	Roy Hibbert	C	7-2	Jr.	Adelphi, Md.

Location: Hillsdale, Mich.
Founded: 1844
Enrollment: 1,200
Nickname: Chargers
Colors: Royal Blue and White
President: Dr. Larry Arnn
Athletic Director: Dr. Mike Kovalchik
Conference: Great Lakes Intercollegiate
Home Court (Capacity): Jesse Phillips Arena (2,500)
Press Row Phone: (517) 437-7364

Coaching Staff

Head Coach: Ed Douma
Career Record (Years): 531-274 (30 years)
Team Record (Years): 115-80 (7 years)
Assistant Coaches: Doug Williams
Basketball Office Phone: (517) 607-2316

Basketball Information

2005-06 Record: 12-16
Conference Record (Place): 7-10 (4)
Starters Returning/Lost: 3/2
Series Record: Have never met
Last Meeting: —

Media Relations Information

Men's Basketball Contact: Brad Monastiere
Office Phone: (517) 607-3172
Cell Phone: (517) 607-425-1786
Fax Number: (517) 607-3120
Email Address: brad.monastiere@hillsdale.edu
Website: www.hillsdale.com/chargers

Roster

No.	Name	Pos.	Ht.	Yr.	Hometown
2	Nick Jennings	G	5-9	Fr.	Dayton, Ohio
4	Joe Dunham	G	6-0	Fr.	Thompson, N.D.
5	Evan Stevard	G	6-0	So.	Mooresville, Ind.
10	Drew Powell	G	6-1	Sr.	Belmont, Mich.
21	Tim Homan	F	6-4	Jr.	Celina, Ohio
23	Kyle Brown	F/G	6-4	Fr.	Strongsville, Ohio
32	Travis Worst	F	6-3	So.	Grand Rapids, Mich.
33	John Farr	F/C	6-8	Sr.	Marietta, Ohio
34	Jason Weaver	F	6-7	Sr.	White Pigeon, Mich.
40	Andrew Taylor	F	6-7	Fr.	Toledo, Ohio
42	Tony Gugino	F/C	6-9	So.	Holland, Mich.
44	Andrew Daugherty	F	6-2	Sr.	Hudson, Mich.





Louisville

Jan.15 @ 6 p.m. - Freedom Hall - Louisville, Ky.

Feb. 17 @ 8 p.m. - Bradley Center - Milwaukee



Rick Pitino



Juan Palacios

Location: Louisville
Founded: 1798
Enrollment: 21,000
Nickname: Cardinals
Colors: Red and Black
President: Dr. James Ramsey
Athletic Director: Tom Jurich
Conference: BIG EAST
Home Court (Capacity): Freedom Hall (18,865)
Press Row Phone:

Coaching Staff

Head Coach: Rick Pitino
Career Record: 470-172 (20 years)
Team Record: 114-48 (5 years)
Assistant Coaches: Kevin Willard, Steve Masiello, Marvin Menzies
Basketball Office Phone: (502) 852-6581

Basketball Information

2005-06 Record: 21-13
Conference Record (Place): 6-10 (10)
Starters Returning/Lost: 3/2
Series Record: Louisville leads 34-23
Last Meeting: March 1, 2006 (Louisville, 67-60 OT)

Media Relations Information

Men's Basketball Contact: Kenny Klein
Office Phone: (502) 852-6581
Home Phone: (502) 636-3555
Fax Number: (502) 852-7401
Email Address: kenny.klein@louisville.edu
Website: www.uoflsports.com

Roster

No.	Name	Pos.	Ht.	Yr.	Hometown
0	Stuart Miller	G	6-0	Fr.	Harrrogate, Tenn.
1	Terrence Williams	F	6-6	So.	Seattle, Wash.
3	Juan Palacios	F	6-8	Jr.	Medellin, Colombia
4	David Padgett	F/C	6-11	Jr.	Reno, Nev.
5	Earl Clark	G/F	6-8	Fr.	Rahway, N.J.
10	Edgar Sosa	G	6-2	Fr.	New York, N.Y.
11	Brandon Jenkins	G	6-3	Sr.	Detroit, Mich.
12	Brad Glaniny	G	6-1	Sr.	Alpharetta, Ga.
15	Perrin Johnson	G/F	6-5	Sr.	Claremont, Calif.
20	Will Scott	G	6-3	So.	New York, N.Y.
21	Chris Current	G	6-4	Sr.	Frankfort, Ky.
30	Johnathan Huffman	C	7-0	So.	Montgomery, Ala.
32	Derrick Character	F	6-9	Fr.	Fanwood, N.J.
33	Andre McGee	G	6-11	So.	Moreno Valley, Calif.
34	Jerry Smith	G	6-3	Fr.	Wauwatosa, Wis.
43	Terrance Farley	C	6-10	Jr.	Louisville, Ky.




Morgan State

December 22 @ 7:30 p.m.

Bradley Center - Milwaukee



Butch Beard



Joseph McLean

Location: Baltimore, Md.
Founded: 1867
Enrollment: 7,500
Nickname: Bears
Colors: Blue and Orange
President: Dr. Earl S. Richardson
Athletic Director: Tanya Rush
Conference: Mid-Eastern Athletic
Home Court (Capacity): Talmadge Hill Field House (4,250)
Press Row Phone: (443) 885-4018

Coaching Staff

Head Coach: Alfred "Butch" Beard
Career Record: 64-35 (4 years)
Team Record: First year
Assistant Coaches: Kevin McClain, Delmar Harris, Anwar McQueen
Basketball Office Phone: (443) 885-4806

Basketball Information

2005-06 Record: 4-26
Conference Record (Place): 4-14 (11)
Starters Returning/Lost: 3/2
Series Record: Marquette leads, 4-0
Last Meeting: November 16, 1999 (Marquette, 85-51)

Media Relations Information

Men's Basketball Contact: Leonard Haynes IV
Office Phone: (443) 885-3831
Cell Phone: N/A
Fax Number: (443) 885-8307
Email Address: lhaynes@moac.morgan.edu
Website: www.morganstatebears.com

Roster

No.	Name	Pos.	Ht.	Yr.	Hometown
1	Jerral Green	G	5-10	Jr.	Baltimore, Md.
2	Ronald Timus	F	6-6	Sr.	Washington, D.C.
3	Demetrius Branch	G	5-6	Sr.	Leavenworth, Kan.
4	Boubacar Coly	F	6-9	Jr.	Ziguinchor, Senegal
5	Joseph McLean	G	6-2	Sr.	Edgewater Park, N.J.
11	Reggie Holmes	G	6-4	Fr.	Baltimore, Md.
12	Josh Bright	G	5-10	Fr.	Salisbury, Md.
21	Maurice Kately	F	6-6	Sr.	Pacifica, Calif.
23	Karanvir Aujla	F	6-5	Sr.	Montreal, Quebec
32	Christopher Warfield	G	6-3	Jr.	Louisville, Ky.
33	Timothy Berkley	F/C	6-8	Sr.	Richmond, Va.
34	Jamar Smith	G	6-2	Jr.	Brooklyn Park, Minn.
40	Gilroy Hemsley	F	6-8	Fr.	Los Angeles, Calif.
42	Rodney Stokes	F	6-9	Fr.	Glen Burnie, Md.
55	Chris Moore	F	6-8	Fr.	Ellisott City, Md.




Notre Dame

February 24 @ 2:30 p.m.

Joyce Center - Notre Dame, Ind



Mike Brey



Colin Falls

Location: Notre Dame, Ind.
Founded: 1842
Enrollment: 11,479
Nickname: Fighting Irish
Colors: Gold and Blue
President: Rev. John I Jenkins, C.S.C
Athletic Director: Kevin White
Conference: BIG EAST
Home Court (Capacity): Joyce Center (11,418)
Press Row Phone: (574) 631-5309

Coaching Staff

Head Coach: Mike Brey
Career Record: 217-121 (11 years)
Team Record: 118-70 (6 years)
Assistant Coaches: Sean Kearney, Gene Cross, Rod Balanis
Basketball Office Phone: (574) 631-6225

Basketball Information

2005-06 Record: 16-14
Conference Record (Place): 6-10 (T11)
Starters Returning/Lost: 3/2
Series Record: Notre Dame leads 75-32
Last Meeting: February 25, 2006 (Marquette, 80-72)

Media Relations Information

Men's Basketball Contact: Bernadette Cafarelli
Office Phone: (574) 273-2390
Cell Phone: N/A
Fax Number: (574) 631-7941
Email Address: bernadette.m.cafarelli.1@nd.edu
Website: www.und.com

Roster

No.	Name	Pos.	Ht.	Yr.	Hometown
2	Troy Jackson	G	5-10	Fr.	Saginaw, Mich.
11	Joe Harden	G	6-7	Fr.	Acampo, Calif.
15	Colin Falls	G	6-5	Sr.	Park Ridge, Ill.
20	Johnathan Peoples	G	6-3	Fr.	Bellwood, Ill.
23	Kyle McAlarney	G	6-1	So.	Staten Island, N.Y.
31	Rob Kurz	G	6-9	Jr.	Lower Gwynedd, Pa.
33	Zach Hillesland	F	6-9	So.	Toledo, Ohio
35	Kieran Piller	G	6-2	Sr.	Endicott, N.Y.
40	Luke Zeller	F/C	6-11	So.	Washington, Ind.
41	Tim Andree	F	6-3	Fr.	Colts Neck, N.J.
42	Ryan Ayers	G/F	6-7	So.	Blue Bell, Pa.
43	Russell Carter	G	6-4	Sr.	Paulsboro, N.J.
44	Luke Harangody	F	6-8	Fr.	Schererville, Ind.






Oakland

December 19 @ 7 p.m.

Bradley Center – Milwaukee



Greg Kampe



Vova Severovas

Location: Rochester, Mich.

Founded: 1957

Enrollment: 16,902

Nickname: Golden Grizzlies

Colors: Gold and Black

President: Dr. Gary D. Russi

Athletic Director: Greg Kampe

Conference: Mid-Continent

Home Court (Capacity): Athletics Center O'Rena (4,000)

Press Row Phone: (248) 370-4099

Coaching Staff

Head Coach: Greg Kampe

Career Record: 360-273 (22 years)

Team Record: 360-273 (22 years)

Assistant Coaches: Jeff Smith, Saddi Washington, Mark Vick

Basketball Office Phone: (248) 370-4005

Basketball Information

2005-06 Record: 11-18

Conference Record (Place): 6-10 (7)

Starters Returning/Lost: 4/1

Series Record: 2-0

Last Meeting: December 19, 2005 (Marquette, 90-69)

Media Relations Information

Men's Basketball Contact: Phil Hess

Office Phone: (248) 370-4008

Cell Phone: (248) 840-2655

Fax Number: (248) 370-4056

Email Address: hess@oakland.edu

Website: www.ougizzlies.com

Roster

No.	Name	Pos.	Ht.	Yr.	Hometown
1	Derick Nelson	F	6-5	So.	Lansing, Mich.
2	Ricky Bieszki	G	6-2	So.	Shelby Twp., Mich.
3	Jonathon Jones	G	6-0	Fr.	Okemos, Mich.
4	B-Jay Walker	G	5-8	So.	Lathrup Village, Mich.
11	Keith MacKenzie	G	6-2	So.	Macomb Twp., Mich.
12	Brandon Cassise	G	6-3	Jr.	Walled Lake, Mich.
15	Rick Billings	G	6-4	Sr.	Detroit, Mich.
24	David Carson	F	6-6	Jr.	Merrillville, Ind.
20	Shane Lawal	C	6-10	So.	Southfield, Mich.
30	Erik Kangas	G	6-3	So.	DeWitt, Mich.
31	Vova Severovas	F	6-6	Sr.	Vilnius, Lithuania
40	Keith Benson	C	6-10	Fr.	Farmington Hills, Mich.
44	Patrick McCloskey	F	6-8	Jr.	Marshall, Mich.
45	Dan Waterstradt	C	6-10	Jr.	Dearborn Hts., Mich.
50	Shawn Hopes	C	6-7	Sr.	Detroit, Mich.


Pittsburgh

Jan. 21 @ 2 p.m. - Peterson Center - Pittsburgh, Pa.

March 3 @ 8 p.m. - Bradley Center - Milwaukee



Jamie Dixon



Aaron Gray

Location: Pittsburgh, Pa.

Founded: 1787

Enrollment: 33,796

Nickname: Panthers

Colors: Blue and Gold

President: Mark Nordenberg

Athletic Director: Jeff Long

Conference: BIG EAST

Home Court (Capacity): Petersen Events Center (12,508)

Press Row Phone: (412) 648-2318

Coaching Staff

Head Coach: Jamie Dixon

Career Record: 76-22 (3 years)

Team Record: Same

Assistant Coaches: Orlando Antigua, Mike Rice, Pat Sandle

Basketball Office Phone: (412) 648-8350

Basketball Information

2005-06 Record: 25-8

Conference Record (Place): 10-6 (T4)

Starters Returning/Lost: 4/1

Series Record: Tied 3-3

Last Meeting: February 18, 2006 (Marquette, 84-82)

Media Relations Information

Men's Basketball Contact: Greg Hotchkiss

Office Phone: (412) 648-8240

Home Phone: (412) 491-5296

Fax Number: (412) 648-8248

Email Address: ghotchkiss@athletics.pitt.edu

Website: www.pittsburghpanthers.com

Roster

No.	Name	Pos.	Ht.	Yr.	Hometown
0	Austin Wallace	C	6-9	Fr.	Bronx, N.Y.
1	Keith Benjamin	G	6-2	Jr.	Mount Vernon, N.Y.
2	Levance Fields	G	5-10	So.	Brooklyn, N.Y.
4	Ronald Ramon	G	6-1	Jr.	Bronx, N.Y.
5	Tyrell Biggs	F	6-8	So.	Namuet, N.Y.
11	Gilbert Brown	G/F	6-6	Fr.	Harrisburg, Pa.
14	Levon Kendall	F	6-9	Sr.	Vancouver, BC
21	Doyle Hudson	F/C	6-8	Sr.	Eleuthera, Bahamas
22	Antonio Graves	G	6-3	Sr.	Mansfield, Ohio
23	Sam Young	F	6-6	So.	Clinton, Md.
31	Mike Cook	G/F	6-4	Jr.	Philadelphia, Pa.
33	Aaron Gray	C	7-0	Sr.	Emmaus, Pa.
40	Maurice Polen	F	6-5	Jr.	Philadelphia, Pa.


Providence

Jan. 4 @ 6:30 p.m. - Dunkin Donuts Ctr. - Providence, R.I.

Feb. 3 @ 1 p.m. - Bradley Center - Milwaukee



Tim Welsh



Herbert Hill

Location: Providence, R.I.

Founded: 1917

Enrollment: 3,912

Nickname: Friars

Colors: Black, White, Silver

President: Reverend Brian J. Shanley, O.P.

Athletic Director: Robert Driscoll

Conference: BIG EAST

Home Court (Capacity): Dunkin Donuts Arena (12,993)

Press Row Phone: (401) 751-9737

Coaching Staff

Head Coach: Tim Welsh

Career Record: 197-136 (11 seasons)

Team Record: 127-114 (eight seasons)

Assistant Coaches: Steve DeMeo, Vince Cautero

Basketball Office Phone:

Basketball Information

2005-06 Record: 12-15

Conference Record (Place): 5-11 (13)

Starters Returning/Lost: 4/1

Series Record: Tied 3-3

Last Meeting: March 4, 2006 (Marquette, 88-78)

Media Relations Information

Men's Basketball Contact: Arthur Parks

Office Phone: (401) 865-2759

Home Phone: (508) 748-2308


Fax Number: (401) 865-2583

Email Address: aparks@providence.edu

Website: www.friars.com

Roster

No.	Name	Pos.	Ht.	Yr.	Hometown
1	Jeff Xavier	G	6-1	Jr.	Pawtucket, R.I.
4	Sharaud Curry	G	5-10	So.	Gainesville, Ga.
11	Geoff McDermott	F/G	6-7	So.	New Rochelle, N.Y.
12	Ray Cross	G	5-11	Jr.	Cumberland, R.I.
13	Weyinmi Efejuku	G	6-5	So.	Fresh Meadows, N.Y.
15	Herbert Hill	F/C	6-10	R-Sr.	Kinston, N.C.
20	Chris Baudinet	F	6-5	So.	Watertown, Conn.
22	Jamal Barney	G	6-3	Fr.	Baltimore, Md.
23	Brian McKenzie	G	6-4	Fr.	Brooklyn, N.Y.
25	Sean Van De Walle	F	6-5	Sr.	Elmhurst, Ill.
32	Randall Hanke	F/C	6-11	Jr.	New York, N.Y.
33	Charles Burch	F	6-7	Jr.	Dorchester, Mass.
34	Johnathan Kale	F	6-8	So.	Mattapan, Mass.
55	Ray Hall	C	6-11	Fr.	Denver, Colo.





Rutgers

February 7 @ 7 p.m.
Bradley Center - Milwaukee



Fred Hill



Marquis Webb

Location: Piscataway, N.J.
Founded: 1766
Enrollment: 33,500
Nickname: Scarlet Knights
Colors: Scarlet
President: Dr. Richard L. McCormick
Athletic Director: Robert E. Mulcahy III
Conference: BIG EAST
Home Court (Capacity): Louis Brown Athletic Center (8,000)
Press Row Phone: N/A

Coaching Staff

Head Coach: Fred Hill
Career Record: First Season
Team Record: First Season
Assistant Coaches: Jim Carr, Craig Carter, Darren Savino
Basketball Office Phone: (732) 445-4291

Basketball Information

2005-06 Record: 19-14
Conference Record (Place): 7-9 (10)
Starters Returning/Lost: 4/1
Series Record: Rutgers leads 1-0
Last Meeting: February 12, 2006 (Rutgers 91-84)

Media Relations Information

Men's Basketball Contact: John Beisser
Office Phone: (732) 445-4200
Home Phone: (732) 878-6802
Fax Number: (732) 445-3063
Email Address: jbeisser@scarletknights.com
Website: www.scarletknights.com

Roster

No.	Name	Pos.	Ht.	Yr.	Hometown
1	Marquis Webb	G/F	6-5	Sr.	Paterson, N.J.
2	Anthony Farmwe	G	6-1	So.	Millville, N.J.
3	Courtney Nelson	G	6-1	So.	Newark, N.J.
4	Adrian Hill	F	6-8	Sr.	Canton, Ohio
5	Hamady N'Diaye	C	6-11	Fr.	Darkar, Senegal
10	Jon Mimmo	G	6-1	Sr.	Linwood, N.J.
15	JR Inman	F	6-9	So.	Pomona, N.Y.
21	Byron Joynes	C	6-9	Sr.	Mouth of Wilson, Va.
23	Jason Cherry	G	6-2	Sr.	Margate, N.J.
30	Jaron Griffin	G/F	6-7	So.	Manchester, N.J.
33	Shayle Keating	G	6-0	Sr.	Teaneck, N.J.
35	Aaron Washington	F	6-8	Sr.	Willingboro, N.J.
40	Ollie Bailey	F	6-7	Jr.	Chicago, Ill.
42	Frank Russell	F/C	6-11	Sr.	Fayetteville, N.C.

Savannah State

December 30 @ 1 p.m.
Bradley Center - Milwaukee



Horace Broadnax



Javon Randolph

Location: Savannah, Ga.
Founded: 1890
Enrollment: 3,000
Nickname: Tigers
Colors: Burnt Orange and Reflex Blue
President: Dr. Carlton E. Brown
Athletic Director: Robert "Tony" O'Neal
Conference: Independent
Home Court (Capacity): Tiger Arena (6,000)
Press Row Phone: N/A

Coaching Staff

Head Coach: Horace Broadnax
Career Record: 44-116 (Six Seasons)
Team Record: 2-28 (One Season)
Assistant Coaches: Jay Gibbons, Raheem Waller
Basketball Office Phone: (912) 356-2210

Basketball Information

2005-06 Record: 2-28
Conference Record (Place): N/A
Starters Returning/Lost: 5/0
Series Record: Marquette leads 1-0
Last Meeting: November 21, 2003 (Marquette, 79-41)

Media Relations Information

Men's Basketball Contact: Opio Mashariki
Office Phone: (912) 356-2446
Fax Number: (912) 356-3073
Email Address: mashariki@savstate.edu
Website: www.savstate.edu/athletics

Roster

No.	Name	Pos.	Ht.	Yr.	Hometown
1	Alvin Edwards	G	5-10	So.	Savannah, Ga.
3	Joseph Flegler	G	5-9	So.	Washington, D.C.
20	Chauncey Shaw	F	6-4	So.	Albany, Ga.
23	Michael Bennett	G	6-2	Jr.	Aberdeen, Md.
24	Chris Linton	F	6-6	Jr.	Jacksonville, Fla.
34	Javon Randolph	G	5-10	Jr.	Gainesville, Ga.
55	Alfonce McKinney	F	6-7	Fr.	Chicago, Ill.
	Bjorn Bohley	F/C	6-9	Jr.	Trinite, Martinique
	Lazarus Coleman	F/C	6-7	Jr.	Savannah, Ga.
	Joel Devila	G/F	6-3	Jr.	Coral Gables, Fla.
	Patrick Hardy	G	6-3	Fr.	Atlanta, Ga.
	Josh Obiajunwa	F	6-6	Sr.	Jos, Nigeria
	Jarvis Ogletree	G	5-9	Fr.	Greenville, Ga.
	Devin Stowers	F	6-4	Fr.	Hephzibah, Ga.
	Malcolm Robinson	G	6-2	Fr.	Atlanta, Ga.

Seton Hall

January 24 @ 7 p.m.
Bradley Center - Milwaukee



Bobby Gonzalez



Grant Billmeier

Location: South Orange, N.J.
Founded: 1856
Enrollment: 9,700
Nickname: Pirates
Colors: Blue and White
President: Monsignor Robert Sheeran
Athletic Director: TBA
Conference: BIG EAST
Home Court (Capacity): Continental Airlines Arena (20, 029)
Press Row Phone: (201) 842-5720

Coaching Staff

Head Coach: Bobby Gonzalez
Career Record: 129-77 (Seven Years)
Team Record: First Year
Assistant Coaches: Dermon Player, Geoff Billet, Kevin Murphy
Basketball Office Phone: N/A

Basketball Information

2005-06 Record: 18-12
Conference Record (Place): 9-7 (7)
Starters Returning/Lost: 5/1
Series Record: Tied 1-1
Last Meeting: January 11, 2006 (Marquette, 67-63)

Media Relations Information

Men's Basketball Contact: TBA
Office Phone: (973) 761-9493
Home Phone: (973) 731-7508
Fax Number: (973) 761-9061
Email Address: andrieje@shu.edu
Website: www.shupirates.com

Roster

No.	Name	Pos.	Ht.	Yr.	Hometown
2	Jamar Nutter	G	6-2	Jr.	Bloomfield, N.J.
14	Brian Laing	G/F	6-5	Jr.	Bronx, N.Y.
20	Carl Marshall	G	5-11	Sr.	Chicago, Ill.
21	Mani Messy	F	6-7	Sr.	Gloucester, Ontario
22	Paul Gause	G	5-11	So.	Pittsgrove, N.J.
31	John Garcia	G/C	6-9	Fr.	Bayshore, N.Y.
33	Grant Billmeier	C	6-10	Sr.	Pennington, N.J.
	Joey Cameron	F	6-8	So.	Birmingham, Ala.
	Larry Davis	G	6-4	Fr.	Middle Village, N.Y.
	Eugene Harvey	G	6-0	Fr.	Brooklyn, N.Y.
	Kashif Pratt	G	6-4	Fr.	Bronx, N.Y.

R



BIG EAST
CONFERENCE




Syracuse

January 7 @ 7 p.m.
Bradley Center - Milwaukee



Jim Boeheim



Demetris Nichols

Location: Syracuse, N.Y.
Founded:
Enrollment: 10,750
Nickname: Orange
Colors: Orange
Chancellor: Dr. Nancy Cantor
Athletic Director: Daryl Gross
Conference: BIG EAST
Home Court (Capacity): Carrier Dome (33,633)
Press Row Phone: (315) 443-4241

Coaching Staff

Head Coach: Jim Boeheim
Career Record: 726-253 (30 years)
Team Record: 726-253 (30 years)
Assistant Coaches: Bernie Fine, Mike Hopkins, Rob Murphy
Basketball Office Phone: (315) 443-2082

Basketball Information

2005-06 Record: 23-12
Conference Record (Place): 7-9 (T9) Tournament Champs
Starters Returning/Lost: 4/1
Series Record: SU leads, 3-2
Last Meeting: December 17, 1983 (Marquette, 79-68)

Media Relations Information

Men's Basketball Contact: Pete Moore
Office Phone: (315) 443-2608
Home Phone: (315) 952-5011
Fax Number: (315) 443-2076
Email Address: pimoore@syr.edu
Website: www.suathletics.com

Roster

No.	Name	Pos.	Ht.	Yr.	Hometown
1	Andy Rautins	G	6-5	So.	Jamesville, N.Y.
2	Ryan Cahak	F	6-7	Sr.	Fayetteville, N.Y.
5	Mike Jones	F	6-8	Fr.	Hopkins, S.C.
5	Jake Presutti	G	6-3	Jr.	Belmont, N.Y.
11	Todd Burach	G	6-5	Sr.	Manalapan, N.J.
11	Paul Harris	F	6-5	Fr.	Niagara Falls, N.Y.
13	Darryl Watkins	C	6-11	Sr.	Paterson, N.J.
21	Arinze Onuaku	F	6-9	So.	Lanham, Md.
23	Eric Devendorf	G	6-4	So.	Bay City, MI
24	Matt Gorman	F	6-9	Sr.	Watertown, N.Y.
25	D. Brennan-McBride	C	6-9	Fr.	London, ON
30	Josh Wright	G	6-2	Jr.	Utica, N.Y.
33	Terrence Roberts	F	6-9	Sr.	Jersey City, N.J.
34	Demetris Nichols	F	6-8	Sr.	Boston, Ma.
35	Ross DiLiegro	F	6-8	Sr.	Lexington, Ma.

UMBC

December 16 @ 1 p.m.
Bradley Center - Milwaukee



Randy Monroe



Chris Pugh

Location: Baltimore, Md.
Founded: 1966
Enrollment: 12,000
Nickname: Retrievers
Colors: Black and Gold with Red
President: Dr. Freeman Hrabowski
Athletic Director: Dr. Charles Brown
Conference: America East
Home Court (Capacity): Retriever Activities Center (4,000)
Press Row Phone: (410) 455-3840

Coaching Staff

Head Coach: Randy Monroe
Career Record: 21-38 (2 years)
Team Record: 21-38 (2 years)
Assistant Coaches: Kevin Bagett, Dino Presley, R.C. Kehoe
Basketball Office Phone: (410) 455-2864

Basketball Information

2005-06 Record: 10-19
Conference Record (Place): 5-11 (7)
Starters Returning/Lost: 3/2
Series Record: Marquette leads, 2-0
Last Meeting: December 30, 1991 (Marquette, 93-63)

Media Relations Information

Men's Basketball Contact: Steve Levy
Office Phone: (410) 455-2197
Home Phone: N/A
Fax Number: (410) 455-3994
Email Address: N/A
Website: www.umbcretrievers.com

Roster


No.	Name	Pos.	Ht.	Yr.	Hometown
2	Jay Greene	G	5-8	So.	Whitehall, Pa.
5	Chris Seaborn	F	6-7	Jr.	Philadelphia, Pa.
12	Chris Pugh	G	6-2	Sr.	Clinton, Md.
21	Matt Spadafora	G/F	6-5	Fr.	Richboro, Pa.
24	Brian Hodges	G	6-3	Jr.	Upper Marlboro, Md.
23	Tom Young	G	6-3	So.	Philadelphia, Pa.
33	Johann Jones	G	6-4	Fr.	Severn, Md.
30	Justin Fry	F	6-9	Fr.	New Bloomfield, Pa.
40	Uwen Eshietdoh	F	6-0	So.	Miramar, Fla.
44	Mike Housman	F	6-6	Sr.	McLean, Va.
50	Tyler Massey	C/F	6-10	So.	Baltimore, Md.
54	Chris Timba	F/C	6-10	So.	Yaounde, Cameroon

USF

January 28 @ 1 p.m.
Sun Dome - Tampa, Fla.



Robert McCullum



McHugh Mattis

Location: Tampa, Fla.
Founded: 1956
Enrollment: 41,000
Nickname: Bulls
Colors: Green and Gold
President: Dr. Judy Genshaft
Athletic Director: Doug Woolard
Conference: BIG EAST
Home Court (Capacity): Sun Dome (10,411)
Press Row Phone: (813) 974-3287

Coaching Staff

Head Coach: Robert McCullum
Career Record: 72-103 (6 years)
Team Record: 28-58 (2 years)
Assistant Coaches: Frank Burnell, Charles Cunningham, Greg Gary
Basketball Office Phone: (813) 974-3252

Basketball Information

2005-06 Record: 7-22
Conference Record (Place): 1-15 (16)
Starters Returning/Lost: 3/2
Series Record: Marquette leads 12-2
Last Meeting: January 15, 2005 (Marquette, 66-64)

Media Relations Information

Men's Basketball Contact: Scott Kuykendall
Office Phone: (813) 974-7099
Home Phone: N/A
Fax Number: (813) 974-5328
Email Address: skuyken@admin.usf.edu
Website: www.gousfbulls.com

Roster

No.	Name	Pos.	Ht.	Yr.	Hometown
1	Kentrell Gransberry	C	6-9	Jr.-Tr.	Baton Rouge, La.
2	Melvyn Richardson	F	6-7	Sr.	Santo Domingo, D.R.
3	Melvin Buckley	F	6-7	Fr.	Chicago, Ill.
10	Chris Capko	G	6-1	Sr.	Lakeland, Fla.
11	Jared Rubens	G/F	6-5	Fr.	Miami, Fla.
12	Dante Curry	G	6-4	Fr.	Kissimmee, Fla.
15	McHugh Mattis	F	6-6	Sr.	North Lauderdale, Fla.
20	Eddie Lovett	G	6-0	Sr.	Riviera Beach, Fla.
21	Amu Saaka	G/F	6-6	Fr.	Dacatur, Ga.
22	Solomon Bozeman	G	6-0	Fr.	Magnolia, Ark.
23	Jesus Verdejo	G	6-4	So.-Tr.	Carolina, Puerto Rico
24	Chris Howard	G	6-3	Fr.-RS	Lorton, Va.
32	Aris Williams	F	6-9	So.-Tr	Columbia, Md.
34	Zaronn Cann	F	6-6	Fr.-RS	Seffner, Fla.






Valparaiso

November 27 @ 7 p.m.

Valparaiso, Ind. - Athletics-Recreation Ctr.



Homer Drew



Shawn Huff

Location: Valparaiso, Ind.
Founded: 1859
Enrollment: 4,000
Nickname: Crusaders
Colors: Brown and Gold
President: Dr. Alan Harre
Athletic Director: Mark LaBarbera
Conference: Mid-Continent
Home Court (Capacity): Athletics-Recreation Center (5,000)
Press Row Phone: (219) 548-1502

Coaching Staff

Head Coach: Homer Drew
Career Record: 555-347 (29 seasons)
Team Record: 286-225 (17 seasons)
Assistant Coaches: Bryce Drew, Luke Grove, Jason Hawkins
Basketball Office Phone: (219) 464-5254

Basketball Information

2005-06 Record: 17-12
Conference Record (Place): 8-8 (4)
Starters Returning/Lost: 1/4
Series Record: Marquette leads, 20-5
Last Meeting: December 7, 2005 (Marquette, 64-59)

Media Relations Information

Men's Basketball Contact: Andy Viano
Office Phone: (219) 464-6953
Call Phone: (219) 677-2299
Fax Number: (219) 464-5762
Email Address: andy.viano@valpo.edu
Website: www.valpo.edu/athletics


Roster

No.	Name	Pos.	Ht.	Yr.	Hometown
00	Urule Igbavboa	F	6-8	So.	Oakdale, Minn.
10	Brandon McPherson	G	6-1	So.	Indianapolis, Ind.
11	Calum MacLeod	C	7-1	Jr.	Wellington, New Zealand
12	Paul Guede	G	6-5	Fr.	London, England
13	Samuel Haanpaa	G	6-8	Fr.	Kerava, Finland
21	Moussa Mbaye	F/C	6-9	Sr.	Dakar, Senegal
23	Jarryd Loyd	G	6-0	Jr.	Lincolnwood, Ill.
33	Jake Diebler	G	6-2	So.	Upper Sandusky, Ohio
34	Arden Skoglund	F/C	6-10	Fr.	Minnetonka, Minn.
35	Shawn Huff	G	6-6	Jr.	Helsinki, Finland
42	Keaton Frye	G	6-3	Fr.	Eldridge, Iowa


Villanova

February 19 @ 6 p.m.

Bradley Center - Milwaukee



Jay Wright



Curtis Sumpter

Location: Villanova, Pa.
Founded: 1842
Enrollment: 6,295
Nickname: Wildcats
Colors: Blue and White
President: Rev. Edmund J. Dobbin, O.S.A
Interim Athletic Director: Vince Nicastro
Conference: BIG EAST
Home Court (Capacity): The Pavilion (6,500)
Press Row Phone: (610) 519-7290

Coaching Staff

Head Coach: Jay Wright
Career Record: 226-144 (12 seasons)
Team Record: 104-59 (5 seasons)
Assistant Coaches: Brett Gunning, Ed Pinckney, Patrick Chambers
Basketball Office Phone: (601) 519-6993

Basketball Information

2005-06 Record: 28-5
Conference Record (Place): 14-2 (T-1st)
Starters Returning/Lost: 2/3
Series Record: Villanova leads 6-3
Last Meeting: February 4, 2006 (Villanova, 72-67)

Media Relations Information

Men's Basketball Contact: Mike Sheridan
Office Phone: (610) 519-4120
Cell Phone: (610) 924-9042
Fax Number: (610) 519-7323
Email Address: michael.sheridan@villanova.edu
Website: www.villanova.com

Roster

No.	Name	Pos.	Ht.	Yr.	Hometown
0	Antonio Pena	F	6-6	Fr.	Brooklyn, N.Y.
1	Scottie Reynolds	G	6-0	Fr.	Herndon, Va.
3	Bilal Benn	G/F	6-5	So.	Philadelphia, Pa.
4	Ross Condon	G	5-11	Sr.	Springfield, Va.
12	Mike Nardi	G	6-2	Sr.	Linden, N.J.
15	Reggie Redding	G	6-4	Fr.	Philadelphia, Pa.
21	Andrew Ott	F	6-9	Fr.	Abington, Pa.
23	Dwayne Anderson	G/F	6-6	So.	Washington, D.C.
32	Casim Drummond	F/C	6-10	Fr.	West Orange, N.J.
33	Dante Cunningham	F	6-9	So.	Silver Spring, Md.
34	Curtis Sumpter	F	6-7	Sr.	Brooklyn, N.Y.
35	Shane Clark	F	6-7	So.	Philadelphia, Pa.
42	Frank Tchuisi	F	6-9	So.	Douala, Cameroon
50	Will Sheridan	F	6-8	Sr.	Bear, Del.


West Virginia

January 13 @ 11 a.m.

Bradley Center - Milwaukee



John Beilein



Frank Young

Location: Morgantown, W.Va.
Founded: 1867
Enrollment: 26,051
Nickname: Mountaineers
Colors: Old Gold and Blue
President: David C. Hardesty, Jr.
Athletic Director: Ed Pastilong
Conference: BIG EAST
Home Court (Capacity): WVU Coliseum (12,500)
Press Row Phone: (304) 293-2821

Coaching Staff

Head Coach: John Beilein
Career Record: 524-309 (28 years)
Team Record: 77-51 (4 years)
Assistant Coaches: Jerry Dunn, Mike Maker, Matt Brown
Basketball Office Phone: (304) 293-2193

Basketball Information

2005-06 Record: 22-11
Conference Record (Place): 11-5 (3)
Starters Returning/Lost: 1/4
Series Record: Tied 2-2
Last Meeting: January 14, 2006 (West Virginia, 104-85)

Media Relations Information

Men's Basketball Contact: Bryan Messerly
Office Phone: (304) 293-2821
Home Phone: (304) 599-5708
Fax Number: (304) 293-4105
Email Address: bryan.messerly@mail.wvu.edu
Website: www.msnsportsnet.com

Roster

No.	Name	Pos.	Ht.	Yr.	Hometown
1	Da'Sean Butler	F	6-7	Fr.	Bloomfield, N.J.
2	Cam Thoroughman	G	6-7	Fr.	Portsmouth, Ohio
3	Joe Mazzulla	G	6-2	Fr.	Warwick, R.I.
4	Jonnie West	G	6-3	Fr.	Memphis, Tenn.
11	Joe Alexander	F	6-8	So.	Mt. Airy, Md.
14	Darris Nichols	G	6-2	Jr.	Radford, Va.
15	Devan Bawinkel	G	6-5	Fr.	Winnebago, Ill.
21	Frank Young	F	6-5	Jr.	Tallahassee, Fla.
22	Alex Ruoff	F	6-6	So.	Spring Hill, Fla.
24	Josh Sowards	F	6-7	So.	Scott Depot, W. Va.
32	Ted Talkington	G	6-2	So.	New Martinsville, W. Va.
33	Rob Summers	C	7-0	Sr.	Columbus, Ohio
34	Jacob Green	F	6-9	Fr.	Clinton, Md.
35	Wellington Smith	F	6-7	Fr.	Summit, N.J.
43	Jamie Smalligan	C	7-0	Jr.	E. Grand Rapids, Mich.





Wisconsin
December 9 @ 1 p.m.
Bradley Center - Milwaukee



Bo Ryan



Alando Tucker

Location: Madison, Wis.
Founded: 1848
Enrollment: 41,595
Nickname: Badgers
Colors: Cardinal and White
Chancellor: John Wiley
Athletic Director: Barry Alvarez
Conference: Big Ten
Home Court (Capacity): Kohl Center (14,142)
Press Row Phone:

Coaching Staff
Head Coach: Bo Ryan
Career Record: 495-152 (22 years)
Team Record: 112-49 (5 years)
Assistant Coaches: Greg Gard, Gary Close, Howard Moore
Basketball Office Phone:

Basketball Information
2005-06 Record: 19-12
Conference Record (Place): 9-7
Starters Returning/Lost:
Series Record: Wisconsin leads 61-51
Last Meeting: December 10, 2005 (Wisconsin, 77-63)

Media Relations Information
Men's Basketball Contact: Brian Lucas
Office Phone: (608) 262-1811
Home Phone: (608) 834-8183
Fax Number: (608) 262-8184
Email Address: bml@athletics.wisc.edu
Website: www.uwbadgers.com

Roster

No.	Name	Pos.	Ht.	Yr.	Hometown
1	Marcus Landry	F	6-7	So.	Milwaukee, Wis.
2	Mickey Perry	G	6-2	Fr.	Maywood, Ill.
3	Trevon Hughes	G	6-2	Fr.	Queens, N.Y.
5	Jason Chappell	F/C	6-10	Sr.	New Berlin, Wis.
12	Jason Bohannon	G	6-2	Fr.	Marion, Iowa
14	Tanner Bronson	G	5-11	Jr.	Glendale, Wis.
15	Brett Valentyn	G	6-4	Fr.	Verona, Wis.
21	Morris cain	G/F	6-5	So.	Glendale, Wis.
22	Michael Flowers	G	6-2	Jr.	Madison, Wis.
23	Kammron Taylor	G	6-2	Sr.	Minneapolis, Minn.
32	Brian Butch	F/C	6-11	Jr.	Appleton, Wis.
34	Greg Stiemsma	C	6-11	Jr.	Randolph, Wis.
42	Alando Tucker	F	6-6	Sr.	Lockport, Ill.
43	Kevin Gillikson	F	6-7	So.	Stillwater, Minn.
44	J.P. Gavinski	C	6-11	Fr.	Wisconsin Dells, Wis.
45	Joe Krabbenhoft	G/F	6-7	So.	Sioux Falls, S.D.

Cincinnati
BIG EAST Opponent
Not Scheduled



Location: Cincinnati, Ohio
Founded: 1819
Enrollment: 35,244
Nickname: Bearcats
Colors: Red and Black
President: Dr. Nancy L. Zimpher
Interim Athletic Director: Mike Thomas
Conference: BIG EAST
Home Court (Capacity): Fifth Third Arena (13,176)
Press Row Phone: (513) 556-3800

Coaching Staff
Head Coach: Mick Cronin
Career Record: 69-23 (3 Years)
Team Record: First Season
Assistant Coaches: Larry Davis, Chris Goggin, Tony Stubblefield
Basketball Office Phone: (513) 556-5847

Basketball Information
2005-06 Record: 21-13
Conference Record (Place): 8-8 (8)
Starters Returning/Lost: 1/4
Series Record: Cincinnati leads 24-15
Last Meeting: January 7, 2006 (Cincinnati, 70-66)

Media Relations Information
Men's Basketball Contact: Tom Hathaway
Office Phone: (513) 556-5191
Cell Phone: (513) 236-5454
Fax Number: (513) 556-0619
Email Address: tom.hathaway@uc.edu
Website: www.ucbearcats.com

St. John's
BIG EAST Opponent
Not Scheduled




Location: Queens, N.Y.
Founded: 1807
Enrollment: 19,600
Nickname: Red Storm
Colors: Red and White
President: Rev. Donald J. Harrington, C.M.
Athletic Director: Chris Monasch
Conference: BIG EAST
Home Court (Capacity): Madison Square Garden (19,786), Carnesecca Arena (6,008)
Press Row Phone: MSG: (212) 465-6536; CA: (718) 990-5713

Coaching Staff
Head Coach: Norm Roberts
Career Record: 21-33 (2 yrs.)
Team Record: 21-33 (2 yrs.)
Assistant Coaches: Glenn Braica, Fred Quartiebaum, Chris Casey
Basketball Office Phone: (718) 990-6217

Basketball Information
2005-06 Record: 12-15
Conference Record (Place): 5-11 (13)
Starters Returning/Lost: 5/0
Series Record: Marquette leads 7-5
Last Meeting: February 1, 2006 (Marquette, 81-61)

Media Relations Information
Men's Basketball Contact: Mark Frattro
Office Phone: (718) 990-1520
Fax Number: (718) 969-8648
Email Address: frattom@stjohns.edu
Website: www.redstormsports.com

2007 BIG EAST Tournament — Presented by Aeropostale
Madison Square Garden, New York
March 7-10, 2007 • All Games on ESPN



2006-07 OPPONENTS

2006-07 OPPONENTS



Northwestern State
Pepsi Blue and Gold Classic
December 1 @ 8 p.m.
Bradley Center - Milwaukee



Mike McConathy

Location: Natchitoches, La.
Founded: 1884
Enrollment: 10,500
Nickname: Demons
Colors: Purple and White
President: Dr. Randall Webb
Athletic Director: Greg Burke
Conference: Southland
Home Court (Capacity): Prather Coliseum (3,900)
Press Row Phone: (318) 357-4544

Coaching Staff

Head Coach: Mike McConathy
Career Record: 115-101 (9 years)
Team Record: 115-101 (9 years)
Assistant Coaches: D. J. Ross, Jeff Moore, Mark Slessinger
Basketball Office Phone: (318) 357-4274

Basketball Information

2005-06 Record: 26-8
Conference Record (Place): 15-1 (1)
Starters Returning/Lost: 3/2
Series Record: Have never met
Last Meeting: —

Media Relations Information

Men's Basketball Contact: Doug Ireland
Office Phone: (318) 357-6467
Cell Phone: N/A
Fax Number: (318) 357-4515
Email Address: ireland@nsula.edu
Website: www.nsudemons.com

Roster

No.	Name	Pos.	Ht.	Yr.	Hometown
0	Demetrius Bell	F	6-5	Jr.	Summerfield, La.
1	Jermaine Spencer	F	6-7	Sr.	New Iberia, La.
3	Trey Gilder	F	6-9	Jr.	Dallas, Tex.
5	Keithan Hancock	G	5-10	So.	Kountze, Tex.
10	Jared Stevenson	G	6-0	Fr.	Quitman, La.
12	Luke Rogers	G	6-1	Sr.	Chicago, Ill.
13	Gerrell Thomas	F	6-7	Jr.	Oklahoma City, Okla.
14	Michael McConathy	G	5-9	Fr.	Natchitoches, La.
15	Devin White	F	6-8	Fr.	New Orleans, La.
21	Keenan Jones	G	6-2	Sr.	Opelousas, La.
22	Eric Woods	G	6-3	Sr.	Leesville, La.
24	Damon Jones	G	6-4	Fr.	Winnfield, La.
25	John Anthony Anglin	G	6-1	So.	Shreveport, La.
31	Kalem Portene	F	6-7	So.	Marksville, La.
32	Aubin Young	G	6-4	Fr.	Lisbon, La.
33	Colby Bargeman	G	6-5	Jr.	Lafayette, La.
40	Jerry Moody	C	6-8	Jr.	Bossier City, La.
42	Marcellas Ross	G	6-4	Jr.	Glenmora, La.



North Dakota State
Pepsi Blue and Gold Classic
December 2 @ 5:30/8 p.m.
Bradley Center - Milwaukee



Tim Miles

Location: Fargo, N.D.
Founded: 1890
Enrollment: 12,099
Nickname: Bison
Colors: Yellow and Green
President: Dr. Joseph A. Chapman
Athletic Director: Gene Taylor
Conference: Independent - NCAA Division I
Home Court (Capacity): Bison Sports Arena (6,000)
Press Row Phone: (701) 231-8611

Coaching Staff

Head Coach: Tim Miles
Career Record: 192-124 (11 seasons)
Team Record: 79-63 (5 seasons)
Assistant Coaches: Todd Koering, Saul Phillips, David Richman
Basketball Office Phone: (701) 231-7805

Basketball Information

2005-06 Record: 16-12
Conference Record (Place): N/A
Starters Returning/Lost: 5/0
Series Record: Marquette leads 3-0
Last Meeting: December 7, 1965 (Marquette, 79-62)

Media Relations Information

Men's Basketball Contact: Ryan Perreault
Office Phone: (701) 231-8331
Home Phone: (701) 793-0521
Fax Number: (701) 231-8022
Email Address: ryan.perreault@ndsu.edu
Website: www.gobison.com

45th Annual Pepsi Blue & Gold Classic
December 1-2, 2006
Milwaukee, Wis.



Princeton
Pepsi Blue and Gold Classic
December 2 @ 5:30/8 p.m.
Bradley Center - Milwaukee



Joe Scott

Location: Princeton, N.J.
Founded: 1746
Enrollment: 4,600
Nickname: Tigers
Colors: Orange and Black
President: Shirley Tilghman
Athletic Director: Gary D. Walters
Conference: Ivy
Home Court (Capacity): Jadwin Gymnasium (6,854)
Press Row Phone: (609) 258-2130

Coaching Staff

Head Coach: Joe Scott
Career Record: 78-91 (6 seasons)
Team Record: 27-28 (2 seasons)
Assistant Coaches: Mike Brennan, Tony Newsom, Howard Levy
Basketball Office Phone:

Basketball Information

2005-06 Record: 12-15
Conference Record (Place): 10-4 (2)
Starters Returning/Lost: 4/1
Series Record: Princeton leads, 1-0
Last Meeting: December 7, 1996 (Princeton, 66-62)

Media Relations Information

Men's Basketball Contact: David Rosenfeld
Office Phone: (609) 258-5655
Cell Phone: N/A
Fax Number: (609) 258-3545
Email Address: daverose@princeton.edu
Website: www.GoPrincetonTigers.com

107

2006-07 OPPONENTS





2006 College Basketball Experience

Regional Sites — Durham, N.C.; Lubbock, Texas; Milwaukee; Palo Alto, Calif. — November 12-15
Championship — Kansas City, Mo. — November 20-21

Air Force

Palo Alto Regional



Location	USAF Academy, Colo.
Enrollment	4,000
Nickname	Falcons
Colors	Blue and Silver
Athletic Director	Dr. Hans Much
Superintendent	Lt. Gen John F. Regni
Conference	Mountain West
Head Coach	Jeff Bzdelik
Career Record	49-38 (3 Yrs)
Team Record	24-7 (1 Yr)
Assistant Coaches	Derrick Clark, A.J. Kuhle, Larry Mangino, Capt. Tyron Wright
2005-06 Record	24-7
Conference Record	12-4 (T-2nd)
Starters Returning/Lost	4-1
Series Record	Marquette leads 16-5
Last Meeting	Nov. 16, 2004 (MU 69-65)
Men's Basketball Contact	Jerry Cross
Office Phone	(719)333-2313
Fax Number	(719) 333-3798
Email Address	jerry.cross@usafa.af.mil
Website	www.goairforcesports.com

Columbia

Durham Regional



Location	New York, N.Y.
Enrollment	5,532
Nickname	Lions
Colors	Columbia Blue and White
Athletic Director	Dr. M. Dianne Murphy
President	Lee C. Bollinger
Conference	Ivy League
Head Coach	Joe Jones
Career Record	33-48 (3 years)
Team Record	33-48 (3 years)
Assistant Coaches	Jim Engles, Damien Strahorn, Andrew Theokas
2005-06 Record	11-16
Conference Record	4-10 (T-7th)
Starters Returning/Lost	5-0
Series Record	Marquette leads 4-0
Last Meeting	Dec. 26, 1986 (MU 79-68)
Men's Basketball Contact	Darlene Camacho
Office Phone	(212) 854-2535
Fax Number	(212) 854-8168
Email Address	dc2164@columbia.edu
Website	www.gocolumbialions.com

Ark.-Little Rock

Lubbock Regional



Location	Little Rock, Ark.
Enrollment	11,848
Nickname	Trojans
Colors	Maroon, Silver, and Black
Athletic Director	Chris Peterson
Chancellor	Dr. Joel E. Anderson
Conference	Sun Belt
Head Coach	Steve Shields
Career Record	49-37 (3 Yrs)
Team Record	49-37 (3 Yrs)
Assistant Coaches	Kevin Fricke, Brad Autry, Wes Flanigan
2005-06 Record	14-15
Conference Record	5-9 (4th-East)
Starters Returning/Lost	3/2
Series Record	Marquette leads 2-0
Last Meeting	Dec. 9, 2000 (MU 48-46)
Men's Basketball Contact	Joe Angolia
Office Phone	(501) 569-3449
Fax Number	(501) 683-7002
Email Address	jaangolia@ualr.edu
Website	www.ualrtrojans.com

Akron

Lubbock Regional



Location	Akron, Ohio
Enrollment	22,636
Nickname	Zips
Colors	Blue and Gold
Athletic Director	Mack Rhoades
President	Dr. Luis M. Proenza
Conference	Mid-American
Head Coach	Keith Dambrot
Career Record	150-90 (10 years)
Team Record	42-20 (3 years)
Assistant Coaches	Jeff Boals, Lamont Paris, Terry Weigand
2005-06 Record	23-10
Conference Record	14-4 (2ndEast)
Starters Returning/Lost	4/1
Series Record	Have never met
Last Meeting	—
Men's Basketball Contact	Gregg Bach
Office Phone	(330) 972-6106
Fax Number	(330) 760-0522
Email Address	gbbach@uakron.edu
Website	www.GoZips.com

UC Davis

Durham Regional



Location	Davis, Calif.
Enrollment	29,637
Nickname	Aggies
Colors	Yale Blue and Gold
Athletic Director	Greg Warzecka
Chancellor	Dr. Larry Vanderhoef
Conference	D-I Provisional
Head Coach	Gary Stewart
Career Record	179-165 (13 Yrs)
Team Record	37-44 (3 Yrs)
Assistant Coaches	Greg Clink, Kevin Nosek, John Lamanna
2005-06 Record	8-20
Conference Record	N/A
Starters Returning/Lost	4/1
Series Record	Have never met
Last Meeting	—
Men's Basketball Contact	TBA
Office Phone	(530) 752-2663
Fax Number	(530) 754-5674
Email Address	TBA
Website	www.ucdavisaggies.com

Detroit

Milwaukee Regional



Location	Detroit, Mich.
Enrollment	5,600
Nickname	Titans
Colors	Red, White, and Blue
Athletic Director	Brad Kinsman
President	Fr. Gerard L. Stockhausen, S.J.
Conference	Horizon
Head Coach	Perry Watson
Career Record	243-156 (13 years)
Team Record	243-156 (13 years)
Assistant Coaches	Kevin Mondro Bacari Alexander, Garland Mance
2005-06 Record	16-16
Conference Record	8-8 (3rd)
Starters Returning/Lost	2/3
Series Record	Marquette leads 60-27
Last Meeting	Feb. 28, 1991 (MU 74-68)
Men's Basketball Contact	Mark Engel
Office Phone	(313) 933-1745
Fax Number	(313) 993-1765
Email Address	engelml@udmercy.edu
Website	www.detroittitans.com

Duke

Milwaukee Regional



Location	Durham, N.C.
Enrollment	6,244
Nickname	Blue Devils
Colors	Royal Blue and White
Athletic Director	Joe Alleva
President	Dr. Richard H. Brodhead
Conference	Atlantic Coast
Head Coach	Mike Krzyzewski
Career Record	753-250 (31 years)
Team Record	680-191 (26 years)
Assistant Coaches	Johnny Dawkins, Steve Wojciechowski, Chris Collins
2005-06 Record	32-4
Conference Record	14-2 (1st)
Starters Returning/Lost	2/3
Series Record	Duke leads 4-1
Last Meeting	March 24, 1995 (Duke 59-49)
Men's Basketball Contact	Jon Jackson
Office Phone	(919) 684-2633
Fax Number	(919)684-2489
Email Address	sid@duke.edu
Website	www.goduke.com

Gardner Webb

Milwaukee Regional



Location	Boiling Springs, N.C.
Enrollment	4,000
Nickname	Bulldogs
Colors	Scarlet and Black
Athletic Director	Chuck Burch
President	Dr. Frank Bonner
Conference	Atlantic Sun
Head Coach	Rick Scruggs
Career Record	331-258 (19 years)
Team Record	153-143 (12 years)
Assistant Coaches	Chris Holtmann, Tim Craft, Doug Esleeck
2005-06 Record	17-12
Conference Record	13-7 (4th)
Starters Returning/Lost	1/4
Series Record	Have never met
Last Meeting	—
Men's Basketball Contact	Mark Rabb
Office Phone	(704) 406-4355
Fax Number	(704) 406-3523
Email Address	mrabb@gardner-webb.edu
Website	www.gwusports.com

Georgia Southern

Durham Regional



Location	Statesboro, Ga.
Enrollment	16,646
Nickname	Eagles
Colors	Blue and White
Athletic Director	Sam Baker
President	Dr. Bruce Grube
Conference	Southern
Head Coach	Jeff Price
Career Record	258-125 (13 years)
Team Record	122-125 (7 years)
Assistant Coaches	Carl Nach, Elwyn McRoy, Nolan Myrick
2005-06 Record	20-10
Conference Record	11-4 (1st South)
Starters Returning/Lost	3/2
Series Record	Have never met
Last Meeting	—
Men's Basketball Contact	Matt Horne
Office Phone	(912) 681-5288
Fax Number	(912) 681-0046
Email Address	mhome@georgiasouthern.edu
Website	www.georgiasoutherneagles.com

Idaho State

Milwaukee Regional



Location	Pocatello, Idaho
Enrollment	12,676
Nickname	Bengals
Colors	Black and Orange
Athletic Director	Paul A. Bubb
President	Dr. Arthur Vailas
Conference	Big Sky
Head Coach	Joe O'Brien
Career Record	First Season
Team Record	First Season
Assistant Coaches	Steve Swanson, Geoff Alexander, Rodrick Rhodes
2005-06 Record	13-14
Conference Record	4-10 (7th)
Starters Returning/Lost	2/3
Series Record	Have never met
Last Meeting	—
Men's Basketball Contact	Frank Mercogliano
Office Phone	(208) 282-2621
Fax Number	(208) 282-3659
Email Address	mercfran@isu.edu
Website	www.isubengals.com

Long Beach State

Palo Alto Regional



Location	Long Beach, Calif.
Enrollment	34,620
Nickname	49ers
Colors	Black and Gold
Athletic Director	Vic Cegles
President	Dr. F. King Alexander
Conference	Big West
Head Coach	Larry Reynolds
Career Record	149-110 (9Yrs)
Team Record	39-75 (4 Yrs)
Assistant Coaches	Reggie Howard, John Masi, Scott Waterman
2005-06 Record	18-12
Conference Record	9-5 (3rd)
Starters Returning/Lost	3/2
Series Record	Marquette leads 4-2
Last Meeting	Dec. 28, 1986 (MU 60-48)
Men's Basketball Contact	Steve Janisch
Office Phone	(562) 985-7797
Fax Number	(562) 985-1549
Email Address	sjanisch@csulb.edu
Website	www.longbeachstate.com





2006 College Basketball Experience

Regional Sites — Durham, N.C.; Lubbock, Texas; Milwaukee; Palo Alto, Calif. — November 12-15
 Championship — Kansas City, Mo. — November 20-21

Maine Milwaukee Regional

Location	Orono, Maine
Enrollment	11,400
Nickname	Black Bears
Colors	Blue and White
Athletic Director	Blake James
President	Dr. Robert Kennedy
Conference	America East
Head Coach	Ted Woodward
Career Record	26-31 (2 years)
Team Record	26-31 (2 years)
Assistant Coaches	Mike Burden, Douglas Leichner, Chris Markwood
2005-06 Record	12-16
Conference Record	7-9 (t-6th)
Starters Returning/Lost	3/2
Series Record	Marquette leads 3-1
Last Meeting	Feb. 5, 1997 (Maine 68-59)
Men's Basketball Contact	Laura Reed
Office Phone	(207) 581-3646
Fax Number	(207) 581-3297
Email Address	Laura.Reed@umint.maine.edu
Website	www.goblackbears.com



San Jose State Palo Alto Regional

Location	San Jose, Calif.
Enrollment	29,975
Nickname	Spartans
Colors	Gold, White, and Blue
Athletic Director	Tom Bowen
President	Don W. Kassing
Conference	Western Athletic Conference
Head Coach	George Nessman
Career Record	6-25 (1 year)
Team Record	6-25 (1 year)
Assistant Coaches	Derrick Allen, Brent Davis, Donald Williams
2005-06 Record	6-25
Conference Record	2-14 (8th)
Starters Returning/Lost	1-4
Series Record	Marquette leads 1-0
Last Meeting	Dec. 28, 1954 (MU 80-68)
Men's Basketball Contact	Lawrence Fan
Office Phone	(408) 924-1217
Fax Number	N/A
Email Address	lrfan@email.sjsu.edu
Website	www.sjsuspartans.com



Stanford Palo Alto Regional

Location	Stanford, Calif.
Enrollment	6,556
Nickname	Cardinal
Colors	Cardinal and White
Athletic Director	Bob Bowsby
President	John Hennessy
Conference	Pacific 10
Head Coach	Trent Johnson
Career Record	113-101 (7 years)
Team Record	34-27 (3 years)
Assistant Coaches	Doug Oliver, Donny Guerinoni, Nick Robinson
2005-06 Record	16-14
Conference Record	11-7 (T-4th)
Starters Returning/Lost	2/3
Series Record	Marquette leads 4-0
Last Meeting	Dec. 22, 1981 (MU 66-65)
Men's Basketball Contact	Aimee Dombrowski
Office Phone	(650) 725-7277
Fax Number	(650) 725-2957
Email Address	aimeed@stanford.edu
Website	www.gostanford.com



Texas Tech Lubbock Regional

Location	Lubbock, Texas
Enrollment	28,150
Nickname	Red Raiders
Colors	Scarlet and Black
Athletic Director	Gerald Myers
President	Jon Whitmore
Conference	Big 12
Head Coach	Bob Knight
Career Record	869-350 (40 years)
Team Record	105-61 (5 years)
Assistant Coaches	Chris Beard, Pat Knight, Stew Robinson
2005-06 Record	15-17
Conference Record	6-10
Starters Returning/Lost	4/1
Series Record	Have never met
Last Meeting	—
Men's Basketball Contact	Randy Farley
Office Phone	(806) 794-0101 (ext. 260)
Fax Number	(806) 789-3428
Email Address	randey.farley@ttu.edu
Website	www.texas-tech.com



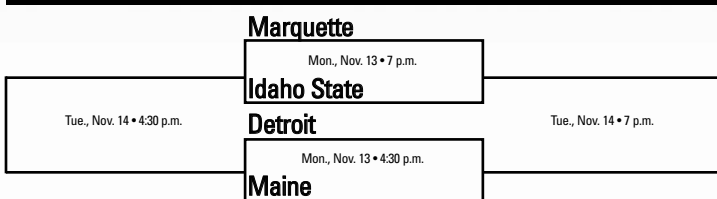
Durham, N.C. Region • Cameron Indoor Stadium



Palo Alto, Calif., Region • Maples Pavilion



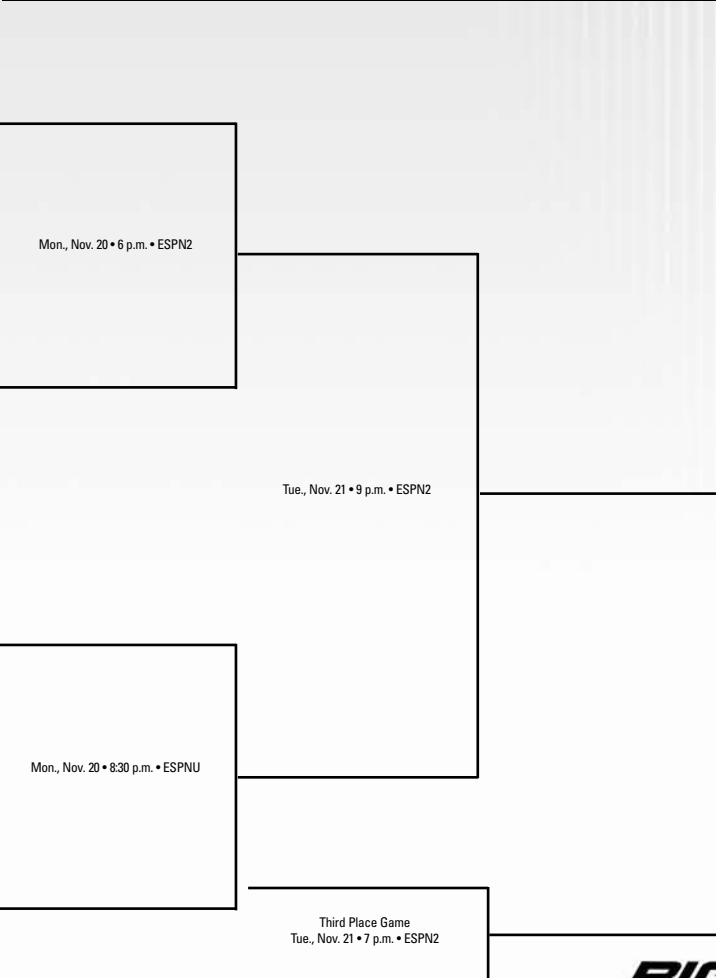
Milwaukee Region • Bradley Center



Lubbock, Texas, Region • United Spirit Arena



Championship Rounds • Kansas City, Mo.



100

2006-07 OPPONENTS





ALL-TIME RECORD VS. 2006-07 OPPONENTS

Air Force (16-5)

1958-59	H	W	6-7-46
1959-60	A	L	68-70 (OT)
1960-61	A	W	72-63
1961-62	H	W	60-36
1962-63	A	L	63-70
1963-64	H	L	62-78
1964-65	A	L	73-75
1965-66	H	L	79-83 (OT)
1966-67	A	W	72-65
1967-68	H	W	87-61
1968-69	A	W	69-57
1969-70	H	W	79-74
1970-71	A	W	77-62
1971-72	H	W	79-56
1976-77	A	W	74-56
1977-78	H	W	76-59
1978-79	A	W	61-43
1979-80	H	W	70-50
1983-84	N	W	80-60
1987-88	H	W	80-52
2004-05	H	W	69-65

Ark-Little Rock (2-0)

1990-91	H	W	75-44
2000-01	H	W	48-46

Birmingham Southern - First Meeting

Cincinnati (15-24)

1973-74	A	L	77-92
1974-75	H	L	58-68
1976-77	A	L	62-63
1976-77	N	W	66-51
1977-78	H	W	57-45
1982-83	H	W	69-52
1984-85	A	W	56-54
1991-92	H	L	57-71
1991-92	A	L	59-70
1991-92	N	L	49-62
1992-93	A	L	53-55
1992-93	H	L	57-66
1993-94	A	W	61-60
1993-94	H	L	82-89 (2OT)
1993-94	A	L	63-72
1994-95	H	L	64-91
1994-95	A	W	59-52
1995-96	A	L	70-91
1995-96	H	W	74-72
1995-96	N	L	84-85 (OT)
1996-97	A	L	70-91
1996-97	H	L	74-80
1996-97	N	W	91-79
1997-98	A	L	51-68
1997-98	H	W	66-63 (OT)
1998-99	A	L	56-75
1998-99	H	W	62-58
1999-00	A	L	48-67
1999-00	H	L	60-72
2000-01	H	W	47-44
2000-01	A	W	66-63 (OT)
2001-02	H	W	74-60
2001-02	A	L	62-63
2001-02	N	L	63-77
2002-03	A	W	82-76
2002-03	H	W	70-61
2003-04	H	L	73-85
2004-05	A	L	68-80
2005-06	H	L	66-70

Connecticut (1-0)

2005-06	H	W	92-79
---------	---	---	-------

Delaware State (3-0)

1992-93	H	W	105-65
2004-05	H	W	66-60
2005-06	H	W	60-48

DePaul (61-42)

1917-18	A	L	17-21
1917-18	H	W	20-19
1921-22	A	W	44-17
1942-43	H	L	46-54
1942-43	A	L	37-42
1943-44	A	W	51-49
1944-45	A	L	32-59
1945-46	A	L	38-66
1946-47	A	W	52-45
1947-48	A	L	49-65
1956-57	H	W	61-60 (OT)

1958-59	A	L	80-89
1958-59	H	W	82-69
1959-60	A	L	55-75
1959-60	H	L	63-65
1960-61	A	L	78-81 (OT)
1960-61	H	W	87-64
1961-62	A	W	75-68
1961-62	H	W	99-83
1962-63	A	L	72-79
1962-63	H	W	87-81
1963-64	A	L	69-90
1963-64	H	L	69-72
1964-65	A	L	54-72
1964-65	H	L	61-67
1965-66	H	L	69-82
1965-66	A	L	70-76
1966-67	H	W	68-65
1966-67	A	L	74-79
1967-68	H	W	71-50
1967-68	A	W	58-53
1968-69	A	W	77-72
1968-69	H	W	66-55
1969-70	A	W	72-60
1969-70	H	W	79-60
1970-71	H	W	73-51
1970-71	A	W	84-55
1971-72	H	W	70-61
1971-72	A	W	79-61
1972-73	H	W	60-59
1972-73	A	W	70-55
1973-74	H	W	63-59
1973-74	A	W	70-57
1974-75	H	W	61-60
1974-75	A	W	72-69
1975-76	A	W	79-72
1975-76	H	W	64-53
1976-77	A	W	85-64
1976-77	H	L	72-77 (2OT)
1977-78	H	W	80-74
1978-79	A	L	60-61
1978-79	N	L	56-62
1979-80	H	L	85-92
1980-81	A	L	71-78
1981-82	H	L	66-67
1982-83	A	L	62-74
1983-84	A	L	49-64
1984-85	A	L	52-69
1984-85	H	W	68-64
1985-86	H	W	70-85 (OT)
1985-86	A	L	87-95
1986-87	H	L	76-88
1986-87	A	L	59-68
1987-88	A	L	66-81
1987-88	H	L	65-77
1988-89	H	W	72-64
1988-89	A	L	79-91
1989-90	A	L	62-71
1989-90	H	W	77-55
1990-91	A	L	63-68
1990-91	H	L	56-84
1991-92	H	L	58-85
1991-92	A	W	73-65
1992-93	A	W	87-76
1992-93	H	W	86-75
1993-94	A	W	71-52
1993-94	H	W	70-62
1994-95	A	L	48-63
1994-95	H	W	81-71
1995-96	A	W	73-60
1995-96	H	W	75-65
1996-97	H	W	75-50
1996-97	A	W	61-49
1996-97	N	W	79-53
1997-98	H	W	58-49
1997-98	A	W	73-51
1997-98	N	W	52-50
1998-99	A	L	60-45
1998-99	H	W	62-76
1999-00	A	W	69-50
1999-00	H	L	35-65
2000-01	A	W	69-49
2000-01	H	W	82-64
2001-02	A	W	87-68
2001-02	H	W	72-53
2002-03	H	W	72-51
2002-03	A	W	73-60
2003-04	H	W	70-62
2003-04	A	L	78-84
2004-05	A	L	72-85
2004-05	H	W	67-57
2005-06	A	W	82-79

2005-06

H	W	62-47
Detroit (80-27)		
A	W	38-22
A	W	21-11
H	W	16-13
A	W	21-13
H	W	19-14
H	W	30-21
A	L	23-24
A	W	26-21
H	W	35-22
A	W	31-30
H	W	37-26
A	W	28-20
H	W	35-21
A	W	44-41
H	L	25-29
A	L	45-48
H	L	33-36
A	L	32-34
H	W	42-38
H	L	31-39
A	W	38-30
A	W	63-34
H	W	45-11
H	W	50-32
A	L	36-43
H	L	27-35
A	L	41-48
H	W	71-46
A	W	71-43
H	W	63-40
A	L	38-39
H	W	71-47
H	L	55-64
A	L	44-57
A	L	51-64
H	W	65-62
H	L	61-63
A	L	66-72
A	W	92-83
H	W	80-74
H	W	74-68
A	L	76-80
H	W	100-81
A	L	71-72
H	W	69-64
A	W	78-63
H	W	75-66
H	L	85-89
A	L	58-65
H	W	85-63
A	W	85-69
A	W	73-66
H	W	93-92
A	W	85-76
H	W	77-63
A	L	73-97
A	L	76-100
A	L	67-79
H	L	76-90
A	W	81-74
H	W	87-78
A	L	92-94 (OT)
H	W	71-64
A	W	80-70
H	W	81-70
H	W	85-71
A	W	75-74
H	W	81-61
A	W	80-60
A	W	70-61
H	W	81-67
H	W	68-66
A	L	49-70
H	W	77-55
A	W	61-53
H	W	81-62
A	W	68-66
H	L	63-64
A	W	80-77
H	L	63-64
A	W	80-76
H	L	65-42
A	W	78-61
H	W	70-69(OT)
A	W	84-70
H	W	75-54
A	W	74-68

Duke (1-4)

1960-61	N	L	73-86
1978-79	A	L	64-69
1979-80	H	W	80-77
1990-91	A	L	74-87
1993-94	N	L	49-59

Eastern Michigan (1-0)

1968-69	H	W	82-58
---------	---	---	-------

Gardner Webb - First Meeting

Georgetown (2-2)

1941-42	N	L	34-35
1971-72	H	W	88-44
2005-06	H	W	57-51
2005-06	N	L	59-62

Hillsdale College - First Meeting

Idaho State - First Meeting

Long Beach State (4-2)

1970-71	H	W	83-66
1972-73	A	L	66-76
1973-74	H	W	54-52
1978-79	H	W	99-80
1979-80	A	L	69-77
1985-86	H	W	60-48

Louisville (23-34)

1951-52	A	L	63-76
1952-53	A	L	76-78
1952-53	H	L	83-86
1953-54	A	L	68-76
1953-54	H	L	79-88
1954-55	H	W	66-62
1954-55	A	W	82-78
1955-56	H	L	68-84
1955-56	A	L	65-76
1956-57	H	L	68-75
1956-57	A	L	79-99
1957-58	A	L	65-73
1957-58	H	W	85-79
1958-59	H	W	66-62
1958-59	A	L	55-68
1959-60	H	W	61-57
1959-60	A	W	78-70
1960-61	H	L	63-84
1960-61	A	L	50-75
1961-62	H	W	63-53
1961-62	A	L	63-85
1962-63	H	W	68-64
1962-63	A	W	77-76
1963-64	A	L	67-85
1963-64	H	L	70-73
1964-65	H	L	60-73
1965-66	A	L	61-70
1974-75	H	L	69-80
1975-76	A	W	72-62
1976-77	H	L	75-78 (OT)
1977-78	A	L	60-61
1978-79	H	W	71-55
1979-80	A	L	63-76
1980-81	H	L	60-79
1981-82	A	L	68-80
1982-83	H	L	73-81
1983-84	A	W	65-60
1995-96	A	W	80-79 (2OT)
1996-97	H	W	79-71 (OT)
1997-98	A	W	71-70
1997-98	H	W	57-52
1998-99	H	L	63-78
1998-99	A	L	77-81
1999-00	H	W	66-64 (OT)
1999-			



Maine (3-1)

1978-79	A	W	57-46
1979-80	H	W	87-77
1981-82	H	W	73-46
1996-97	H	L	59-68

Morgan State (4-0)

1988-89	H	W	66-60
1989-90	H	W	75-51
1995-96	H	W	98-58
1998-99	H	W	85-51

North Dakota State (3-0)

**Northwestern State -
First Meeting**

Notre Dame (32-75)

1919-20	A	W	23-22
1920-21	A	W	26-19
1926-27	H	L	21-27
1926-27	A	L	13-33
1927-28	H	L	13-23
1927-28	A	L	19-24
1928-29	H	L	17-29
1928-29	A	L	16-19
1929-30	A	L	28-44
1929-30	H	L	18-20
1930-31	A	L	23-30
1930-31	H	L	25-26
1931-32	A	L	31-43
1931-32	H	L	26-37
1932-33	A	W	35-32
1932-33	H	L	34-36
1933-34	A	L	28-30
1933-34	H	W	21-20
1934-35	A	L	20-23
1934-35	H	W	36-21
1935-36	A	L	22-37
1935-36	H	L	34-37
1936-37	A	L	24-41
1936-37	H	L	35-39
1937-38	H	W	45-43
1937-38	A	L	28-39
1938-39	A	W	47-22
1938-39	H	W	58-50
1939-40	A	L	39-56
1939-40	H	L	32-36
1940-41	A	L	40-58
1940-41	H	L	39-44
1941-42	A	L	42-66
1941-42	H	W	46-43
1942-43	A	L	45-50
1942-43	H	L	47-49
1943-44	A	L	46-52
1943-44	H	W	60-43
1944-45	A	L	56-79
1944-45	H	W	56-55
1945-46	A	L	67-69
1945-46	H	W	68-59
1946-47	A	L	61-87
1946-47	H	L	68-73
1947-48	A	L	55-72
1947-48	H	L	62-76
1948-49	H	L	64-71
1948-49	A	L	42-59
1949-50	A	L	61-79
1949-50	H	L	58-65
1950-51	A	L	56-82
1950-51	H	W	55-50
1951-52	H	L	56-74
1951-52	A	W	57-50
1952-53	H	L	64-84
1952-53	A	L	68-74
1953-54	A	L	66-79
1953-54	H	L	68-79
1954-55	A	W	84-74
1954-55	H	L	64-85
1955-56	A	L	85-88
1955-56	H	L	69-87
1956-57	H	L	56-76
1956-57	A	L	55-94
1957-58	H	W	78-64
1957-58	A	L	74-106
1958-59	H	W	95-76
1958-59	A	L	35-51
1969-70	A	L	95-96 (20T)
1970-71	H	W	71-66
1971-72	A	W	71-62
1972-73	H	L	69-71
1973-74	A	L	63-69
1974-75	A	W	71-68
1975-76	A	W	81-75

1976-77	H	W	78-69
1977-78	A	L	59-65
1978-79	H	L	60-65
1979-80	A	W	77-74
1980-81	H	W	54-52
1981-82	A	W	70-62
1982-83	H	L	57-59
1983-84	A	L	56-65
1984-85	H	L	62-63
1984-85	A	L	60-66
1985-86	A	L	70-72 (OT)
1985-86	H	L	66-74
1986-87	A	L	48-58
1986-87	H	L	60-72
1987-88	H	L	44-62
1987-88	A	L	50-72
1988-89	A	L	68-83
1988-89	H	L	63-67
1989-90	H	W	80-68
1989-90	A	L	76-79
1990-91	A	L	73-80
1990-91	H	L	62-63
1991-92	H	L	63-69
1991-92	A	L	53-60
1992-93	A	W	69-61
1993-94	H	L	58-68
1994-95	A	W	65-63
1997-98	H	W	72-48
2002-03	A	L	71-92
2003-04	H	W	71-58
2005-06	H	W	67-65
2005-06	A	W	80-72

Oakland (2-0)

2004-05	A	W	95-87
2005-06	H	W	90-69

Pittsburgh (3-3)

1930-31	H	L	18-24
1974-75	A	L	58-65
1975-76	H	W	73-62
2002-03	N	W	77-74
2005-06	A	L	77-71
2005-06	H	W	84-82

Providence (3-3)

1962-63	N	L	64-70
1966-67	N	W	81-80 (OT)
1983-84	A	L	60-64 (OT)
1984-85	H	W	64-58
1996-97	N	L	59-81
2005-06	H	W	88-78

Princeton (0-1)

1996-97	H	L	62-66
---------	---	---	-------

Rutgers (0-1)

2005-06	A	L	84-91
---------	---	---	-------

St. John's (7-5)

1959-60	H	L	63-69
1960-61	A	L	69-85
1961-62	H	L	69-71
1962-63	H	W	51-47
1963-64	A	L	60-68
1964-65	H	W	78-50
1965-66	A	L	68-70
1966-67	H	W	71-54
1967-68	A	W	57-56
1969-70	N	W	65-53
2003-04	A	W	52-45
2005-06	H	W	81-61

San Jose State (1-0)

1954-55	H	W	80-68
---------	---	---	-------

Savannah State (1-0)

2003-04	N	W	79-41
---------	---	---	-------

Seton Hall (1-1)

1955-56	N	L	78-96
2005-06	A	W	67-63

Stanford (4-0)

1934-35	H	W	39-26
1959-60	H	W	63-50
1980-81	H	W	69-58
1981-82	A	W	66-65

Syracuse (2-3)

1941-42	A	L	29-41
1942-43	H	W	50-48
1980-81	N	L	81-88

1983-84	H	W	79-68
1984-85	A	L	53-71

**Texas Tech -
First Meeting**

**UC Davis -
First Meeting**

1988-89	H	W	88-75
1991-92	H	W	93-63

USF (12-2)

1986-87	H	W	77-61
1992-93	A	W	69-54
1993-94	H	W	78-54
1994-95	H	W	57-50 (OT)
1995-96	H	W	82-61
1995-96	N	W	65-56
1996-97	A	W	71-36
1997-98	A	L	53-57
1998-99	H	L	63-75
1999-00	A	W	61-60
2000-01	H	W	72-68
2002-03	H	W	96-63
2003-04	A	W	70-63
2004-05	H	W	66-64

Valparaiso (20-5)

1951-52	H	L	60-63
1952-53	H	W	86-67
1953-54	A	W	82-74
1953-54	H	W	91-72
1954-55	H	W	78-67
1954-55	A	W	81-68
1955-56	H	W	89-75
1955-56	A	W	78-76
1957-58	H	L	74-92
1958-59	A	W	96-75
1959-60	H	W	75-58
1961-62	A	W	86-77
1963-64	H	L	68-74
1964-65	A	L	61-72
1965-66	H	W	80-79
1966-67	A	W	79-70
1968-69	H	W	103-66
1980-81	H	W	73-58
1984-85	H	W	88-46
1985-86	H	W	70-57
1986-87	H	W	80-60
1987-88	A	L	66-70
1988-89	H	W	91-83
2003-04	H	W	75-70
2005-06	H	W	64-59

Villanova (3-6)

1960-61	N	L	70-75
1962-63	N	W	66-58
1963-64	H	L	64-87
1964-65	H	L	69-73
1966-67	A	L	78-80
1967-68	H	W	80-67
1979-80	N	L	59-77
2002-03	N	W	73-61
2005-06	A	L	67-72

West Virginia (2-2)

1965-66	H	W	100-87
1993-94	H	W	75-50
1994-95	A	L	76-78
2005-06	A	L	85-104

Wisconsin (51-61)

1917-18	A	L	14-15
1920-21	H	L	18-23
1922-23	A	W	9-8
1923-24	H	L	7-27
1925-26	H	L	26-42
1926-27	H	L	26-29
1929-30	A	L	15-29
1929-30	H	L	22-29
1930-31	H	W	16-14
1931-32	H	W	26-23
1931-32	A	L	16-18
1932-33	A	W	18-16
1932-33	H	W	22-16
1933-34	A	L	30-32
1933-34	H	W	28-26
1934-35	A	L	20-29
1934-35	H	W	33-25
1935-36	A	L	22-35
1935-36	H	L	21-46

1936-37	A	L	21-29
1936-37	H	L	29-35
1937-38	A	W	32-21
1937-38	H	W	38-32
1938-39	A	L	26-27
1938-39	H	W	46-27
1939-40	A	L	39-46
1939-40	H	W	41-28
1940-41	A	L	32-38
1940-41	H	W	40-30
1941-42	A	L	34-35
1941-42	H	L	25-36
1942-43	A	L	36-45
1942-43	H	L	38-50
1943-44	A	W	51-43
1943-44	H	L	37-40
1944-45	A	L	40-45
1944-45	H	L	39-46
1945-46	A	L	32-42
1945-46	H	W	62-41
1946-47	A	L	51-65
1946-47	H	W	55-47
1947-48	A	L	50-57
1947-48	H	L	60-67
1948-49	A	L	63-67 (OT)
1948-49	H	L	34-60
1949-50	A	L	48-63
1949-50	H	L	45-62
1950-51	A	L	42-49
1950-51	H	W	61-58
1951-52	A	L	46-48
1951-52	H	W	51-47
1952-53	A	L	55-76
1953-54	H	L	56-64
1958-59	A	W	76-47
1959-60	H	W	84-66
1960-61	A	L	51-55
1961-62	H	W	92-75
1962-63	A	L	58-76
1962-63	H	L	56-70
1963-64	H	L	68-72
1964-65			



ALL-TIME SERIES RECORDS

A		Eastern Kentucky	1-0	Michigan State	23-30	St. Thomas (Minn.)	8-3
Abilene Christian	1-0	Eastern Michigan	1-0	Millikin	1-3	St. Viator	5-0
Air Force	16-5	Eastern Montana	1-0	Milton	6-0	Sacred Heart	1-0
Alabama	0-2	Eastern Washington	1-0	Minnesota	14-19	Sam Houston State	3-0
UAB	12-8	Elon	1-0	Missouri	4-4	San Diego State	3-0
American	1-0	Evansville	4-5	Missouri State	0-1	San Francisco	3-1
American-Puerto Rico	1-0			Mississippi Valley State	2-0	San Jose State	1-0
Appalachian State	3-0	F		Monmouth	1-0	Santa Clara	2-1
Aquinas	2-0	Fairleigh Dickinson	1-0	Montana State	1-1	Savannah State	1-0
Arizona	1-3	Florida	2-0	Morgan State	4-0	Seton Hall	1-1
Arizona State	2-0	Florida A&M	2-0	Morris Brown	1-0	South Alabama	0-1
Arkansas	0-1	Florida State	2-1	Murray State	1-0	South Carolina	12-4
Arkansas-Little Rock	2-0	Fordham	11-1			South Dakota	3-0
Arkansas-Pine Bluff	1-0	Franklin	0-2	N		South Dakota State	2-0
Armour Tech	3-1	Fresno State	1-0	Navy	1-0	USF	12-2
Army	1-0	Furman	1-0	Nebraska	4-4	Southern Illinois	2-1
Auburn	2-0			Nevada	2-0	Southern Miss	6-4
Augustana	3-0	G		UNLV	2-2	Springfield	1-0
Austin Peay	1-1	Georgetown	2-2	New Mexico State	2-1	Stanford	4-0
		Georgia	1-0	New York	2-1	Stetson	8-1
B		Georgia Tech	3-3	Niagara	3-0	Syracuse	2-3
Baptist College	1-0	Gonzaga	1-1	North Carolina	1-3		
Baylor	1-1	Grambling	2-0	North Carolina A&T	1-0	T	
Belmont Abbey	1-0	Grinnell	5-3	UNC Wilmington	1-0	Tampa	1-0
Beloit	5-0			North Carolina State	1-2	Temple	0-2
Bethune-Cookman	1-0	H		North Dakota	4-0	Tennessee	4-2
Boise State	1-0	Hamline	1-1	North Dakota State	3-0	Tennessee Tech	1-0
Boston College	2-1	Hampton	1-0	North Texas	3-0	Texas	1-0
Bowling Green	15-7	Hartford	3-0	Northeast Louisiana	1-0	Texas A&M	1-1
Bradley	10-15	Holy Cross	4-0	Northeastern	1-0	Texas-San Antonio	1-0
Brigham Young	2-2	Houston	8-4	Northeastern Illinois	1-0	TCU	2-4
Brown	2-0			Northern Illinois	5-2	UTEP	1-0
Butler	14-13	I		Northern Michigan	9-0	Texas-Pan American	0-1
		Illinois	5-9	Northwestern	14-15	Texas Southern	2-0
C		UIC	3-1	Northwestern College	0-1	Toledo	8-3
Cal State-Bakersfield	1-0	Illinois-State	1-0	Notre Dame	32-75	Tulane	16-3
Cal State-Long Beach	4-2	Indiana	2-7			Tulsa	1-2
Cal State-Northridge	1-0	Indiana State	1-0	O		U	
Cal State-Sacramento	1-0	IPFW	1-0	Oakland	2-0	UCLA	0-2
Canisius	4-1	Iona	5-1	Ohio	3-0	US International	1-0
Carleton	2-0	Iowa	7-10	Ohio State	4-5	Utah	1-1
Carroll	13-2	Iowa State	5-3	Oklahoma City	2-1	Utica	1-0
Case Western Reserve	2-0			Oklahoma State	0-4		
Centenary	2-0	J		Old Dominion	2-0	V	
Central Florida	1-0	Jacksonville	1-0	Oral Roberts	2-1	Valparaiso	20-5
Charleston	1-0	John Carroll	2-1	Oregon	1-0	Vanderbilt	3-1
Charleston Southern	1-0			Oregon State	0-2	Vermont	1-0
Charlotte	10-13	K				Villanova	3-6
Chicago	15-4	Kansas	1-6	P		Virginia	1-3
Chicago State	5-0	Kansas State	3-7	Pacific	1-0	Virginia Commonwealth	0-2
Cincinnati	15-24	Kent State	2-1	Penn State	3-2	Virginia Tech	5-4
Clemson	2-1	Kentucky	6-7	Pittsburgh	3-3		
Cleveland State	2-1			Portland	4-0	W	
Coastal Carolina	1-0	L		Prairie View A&M	4-0	Wake Forest	5-7
Colorado	3-1	La Salle	1-1	Princeton	0-1	Washington	2-0
Columbia	4-0	Lawrence	22-7	Providence	3-3	Washington (Mo.)	1-1
Concordia (Mo.)	1-0	Lehigh	3-0	Purdue	0-8	Washington State	0-1
Concordia (Wis.)	1-0	Lewis	1-0			Wayne State	6-1
Connecticut	1-0	Long Island	0-1	R		West Virginia	2-2
Coppin State	4-0	Loras	3-0	Regis	1-0	Western Carolina	3-0
Cornell	1-0	La.-Lafayette	6-2	Rhode Island	0-1	Western Illinois	1-0
Creighton	48-28	LSU	1-0	Rice	3-1	Western Kentucky	1-0
		Louisiana Tech	2-0	Richmond	2-0	Western Michigan	21-8
D		Louisville	23-34	Ripon	14-3	Wichita State	4-3
Dartmouth	2-0	Loyola (Ill.)	46-35	Rutgers	0-1	Winthrop	0-1
Davidson	1-1	Loyola (La.)	5-0			Wisconsin	51-61
Dayton	21-13	Loyola-Marymount	2-1	S		Wis.-Green Bay	7-2
Delaware	1-0			St. Ambrose	1-0	Wis.-Milwaukee	34-0
Delaware State	3-0	M		St. Bonaventure	4-3	Wis.-Oshkosh	8-0
Denver	3-1	Maine	3-1	St. Francis (N.Y.)	1-0	Wis.-Stout	1-0
DePaul	61-42	Manhattan	5-0	St. John's (Minn.)	5-0	Wis.-Whitewater	2-0
DePauw	2-3	Marshall	3-1	St. John's (N.Y.)	7-5	Wofford	1-0
Detroit	60-27	Maryland-Baltimore County	2-0	St. Joseph's (Ind.)	1-0		
Drake	17-5	Massachusetts	2-0	St. Leo	1-0	X	
Duke	1-4	McNeese State	2-0	Saint Louis	31-23	Xavier (Ohio)	44-15
Duquesne	3-2	Memphis	12-14	St. Mary's (Calif.)	3-0		
		Mercer	0-2	St. Mary's (Minn.)	3-0	Y	
E		Miami (Fla.)	2-2	St. Norbert	8-2	Yale	1-1
East Carolina	4-2	Miami (Ohio)	6-1	Saint Peter's	1-0		
East Tennessee State	3-0	Michigan	5-13	St. Thomas (Fla.)	1-0		
Eastern Illinois	1-0						

1-2

ALL-TIME SERIES RECORDS



MARQUETTE

BASKETBALL



WE ARE
MARQUETTE



MARQUETTE UNIVERSITY

Our Mission

Marquette University is a Catholic, Jesuit university dedicated to serving God by serving our students and contributing to the advancement of knowledge. Our mission, therefore, is the search for truth, the discovery and sharing of knowledge, the fostering of personal and professional excellence, the promotion of a life of faith, and the development of leadership expressed in service to others. All this we pursue for the greater glory of God and the common benefit of the human community.

Excellence

Our students, whether traditional or non-traditional, undergraduate, graduate or professional, come to Marquette University to share our commitment to pursuit of excellence in all things as a lifelong endeavor. They come to join a community whose members - faculty, staff, students, trustees, alumni and friends alike - believe that education must encompass the whole person: spiritual and moral as well as intellectual, the heart as well as the mind. And they come seeking the educational, professional and cultural advantages of a university located in the heart of the city. We, in turn, take seriously our responsibility to foster and support excellence in teaching and research, to keep a Marquette education accessible to a diverse population of students, and to offer personal attention and care to each member of the Marquette Community.

Leadership

As a Jesuit university, Marquette embodies the intellectual and religious traditions of the Society of Jesus. Through an academically-rigorous, values-centered curriculum, our students receive a firm grounding in the liberal arts, preparation for work in a world of increasing complexity and diversity, and formation for life as ethical and informed leaders in their religious, cultural, professional and civic communities. They work with and learn from faculty who are true teacher-scholars, whose research not only advances the sum of human knowledge, but also informs their teaching, and whose commitment to students is fundamental to their intellectual and professional lives.

Faith

As a Catholic university, we are committed to the unfettered pursuit of truth under the mutually illuminating powers of human intelligence and Christian faith. Our Catholic identity is expressed in our choices of curricula, our sponsorship of programs and activities devoted to the cultivation of our religious character, our ecumenical outlook, and our support of Catholic beliefs and values. Precisely because Catholicism at its best seeks to be inclusive, we are open to all who share our mission and seek the truth about God and the world, and we are firmly committed to academic freedom as the necessary precondition for that search. We welcome and benefit enormously from the diversity of seekers within our ranks, even as we freely choose and celebrate our own Catholic identity.

Service


Through both our academic and co-curricular programs, Marquette strives to develop men and women who will dedicate their lives to the service of others, actively entering into the struggle for a more just society. We expect all members of the Marquette community, whatever their faith tradition, to give concrete expression to their beliefs by giving of themselves in service to those in need.

All this we pursue for the greater glory of God and the common benefit of the human community.





MARQUETTE PRESIDENT ROBERT A. WILD, S.J.



Robert A. Wild, S.J., is the 22nd president of Marquette University. He began his duties as chief executive on June 17, 1996.

Father Wild is building on Marquette's core strengths: an academically rigorous, values-centered curriculum; solid, practical preparation for work in a world of increasing complexity and diversity; formation for life of students as ethical and informed leaders in their

religious, cultural, professional and civic communities; and graduating women and men who will dedicate their lives to the service of others.

Under his leadership, the university in 2000 embraced a statement of shared vision for the future:

"Our vision is to provide a Catholic, Jesuit education that is genuinely transformational so that our students graduate not simply better educated but better people, and to do so with such excellence that when asked to name the three or four best Catholic universities in America, people will include Marquette as a matter of course."

Marquette has established clear, measurable goals and specific strategies to achieve this long-term vision. Under Father Wild's leadership, the university has improved academic quality, increased and stabilized enrollment and enhanced partnerships with the City of Milwaukee and community groups. In 2005 Marquette completed the most successful comprehensive campaign in the history of the university raising a total of \$357 million. Marquette is committed to updating academic facilities for students in the 21st century: a new School of Dentistry opened in 2002, the John P. Raynor, S.J., Library was dedicated in 2003, and the Al McGuire Center, a practice facility for student-athletes, opened in 2004. Father Wild and his Marquette colleagues remain committed to providing students with a Catholic, Jesuit education in an atmosphere of care and faith.

Immediately prior to assuming the Marquette presidency, from 1992 to 1996 Father Wild served as president of the Weston Jesuit School of Theology in Cambridge, Mass., a graduate school which trains clergy and laity for leadership roles in the Catholic Church. From 1985 to 1991 he served as provincial superior of the Chicago Province of the Society of Jesus, directing the activities of Jesuits in northern Illinois, Indiana, Kentucky and southwestern Ohio. A biblical scholar and author of two books and numerous scholarly articles, Father Wild taught theology at Marquette from 1975 to 1984. He has been a member of

the university's Board of Trustees since 1990.

Father Wild, 66, is a native of Chicago. He holds a doctoral degree in New Testament and Christian origins from Harvard University, a master's degree in classical languages, a bachelor's degree in Latin from Loyola University Chicago, and a licentiate in theology from the Jesuit School of Theology in Chicago. He has held visiting professorships at Loyola University Chicago and the Pontifical Biblical Institute in Rome. Father Wild began his teaching career at St. Xavier High School in Cincinnati, where he taught Latin, Greek and speech and debate from 1964 to 1967. He entered the Society of Jesus in 1957 and was ordained to the priesthood in 1970.

Father Wild is chair of the Wisconsin Association of Independent Colleges and Universities and a member of the boards of Saint Joseph's University, the Association of Jesuit Colleges and Universities, the Big East Conference, the Council for Opportunity in Education, the Greater Milwaukee Committee, the Metropolitan Milwaukee Association of Commerce and the Center for International Health.



MARQUETTE PRESIDENT





MARQUETTE LEADERSHIP

Madeline Wake, Ph.D.
Provost

"In my 28 years at the university, I have noted its essence. Marquette faculty, staff and students stretch themselves in striving for academic excellence as well as for transformation of self and society. From world class faculty scholar to new student, shared values permeate our university community and make it a truly distinctive place to be."

Madeline Musante Wake, Ph.D., R.N., is the provost of Marquette University. Reporting to the president, the provost is responsible for academic affairs and institutional planning.

The provost provides intellectual vision and strong leadership for the 10 academic deans and the dean of libraries.

Prior to her current role, Wake was dean (for nine years) and faculty member in nursing management at Marquette since 1977. She has held administrative positions as assistant director of the university division of continuing education, hospital nurse administrator and chair of a hospital board of directors.

Wake has spoken nationally for the American Organization of Nurse Executives, the American Nurses Association, the American Association of Critical-care Nurses and the American Association of Colleges of Nursing, and internationally on various topics in nursing management and education. She chaired the task force for the Second International Conference on Intensive Care Nursing held in The Hague, the Netherlands, in 1986. She has consulted on continuing education, effective nursing departments, financial management in nursing education and strategic planning. Active in professional associations, she was president of the American Diabetes Association – Wisconsin Affiliate, chaired the program committee for the 1983 AACN National Teaching Institute and was a member of the American Nurses Association 1992 Convention Education Program Committee. She was the chairperson of the Jesuit Conference of Nursing

Greg Kliebhan
Senior Vice President

"Marquette University is an extraordinary place in so many ways for so many people. I cherish the opportunity to be invited to work in this Jesuit institution - an opportunity given to very few. Having completed my 29 years as an employee this past summer, I am reminded how fortunate I am to be part of something so worthy of my devotion. Marquette University is my vocation"

Greg Kliebhan is the senior vice president of Marquette University. Reporting to the president, Kliebhan is responsible for top university support functions, which include these divisions: Administration, Finance, General Counsel, Marketing and Communications, Public Affairs, Student Affairs and University Advancement.

Kliebhan has strong Marquette University legacy roots and a deep family allegiance. His father, wife Linda, daughters Kelly and Katy, brother, sister and brother-in-law are all Marquette alumni.

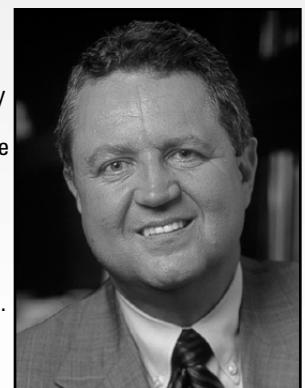
Kliebhan, himself, is a product of a Marquette education, having earned his undergraduate degree in 1973 from the College of Liberal Arts (now Arts and Sciences). He went on to earn his M.B.A. at the University of Illinois at Urbana – Champaign. He was very pleased to return to Marquette in 1976 to join the university's administrative team as a management analyst.

Since that time, Kliebhan has assumed increasing responsibility for university administration, finance and planning, and has held more than a dozen positions including key strategic positions such as bud-

get director, director of budget and institutional research, vice president for planning, vice president for administration, interim vice president for university advancement, corporate secretary, and now senior vice president and corporate treasurer.

Every team of employees Kliebhan has led at Marquette has been strongly encouraged to share his personal philosophy to dedicate themselves completely to the university and its students. Kliebhan and his wife Linda, who graduated from Marquette in 1974 as a physical therapist, consistently bring a similar commitment to volunteer activities. As a couple, they served as president of Kelly and Katy's high school parents association at Divine Savior/Holy Angels (DSHA). Greg also was active in the family's parish school, Sts. Cecilia and James School, including serving as coach of the girls' basketball team for eight years. He also coached grade school and high school AAU basketball teams for many years.

In addition to his role as Marquette's corporate treasurer, Kliebhan currently serves on the board of the Bridging the Gap Learning Center, a choice school in Marquette's neighborhood, and has served on the board of DSHA High School.






MARQUETTE UNIVERSITY LEADERSHIP COUNCIL



Arthur Scheuber
Vice President for
Administration



John Lamb
Vice President for
Finance



Cynthia Bauer
Vice President and
General Council



Patricia Geraghty
Vice President for
Marketing and Communications



Rana Altenburg
Vice President for
Public Affairs



Rev. Andrew Thon, S.J.
Vice President for
Student Affairs



Julie Tolan
Vice President for
University Advancement



Stephanie Russell
Executive Director for
University Mission and Identity



Margaret Bloom
Vice Provost for
Undergraduate Programs
and Teaching



William Wiener
Vice Provost for Research,
Dean of the Graduate School



Michael McKinney
Dean, Helen Way Klingler
College of Arts and Sciences



David Shrock
Dean, College of
Business Administration



John Pauly
Dean, J. William & Mary Diedrich
College of Communication



William K. Lobb
Dean, School of
Dentistry



William Henk
Dean, School of
Education



Stanley Jaskolski
Dean, College of
Engineering



Jack Brooks
Dean, College of
Health Sciences



Lea Acord
Dean, College of
Nursing



Robert Deahl
Dean, College of
Professional Studies



Joseph Kearney
Dean,
Law School



Janice Simmons-Welburn
Dean,
Libraries



LEADERSHIP COUNCIL





MARQUETTE ACADEMIC PROGRAMS

Helen Way Klingler College of Arts and Sciences

The Helen Way Klingler College of Arts and Sciences is the largest of six undergraduate colleges at Marquette and the heart and soul of the university. Our comprehensive curriculum forms the foundation of the university's Core of Common Studies that is required of all Marquette students and that offers a wide variety of unique learning opportunities grounded in Jesuit values and tradition. From social and cultural internships, service learning projects, study abroad programs, and cutting-edge laboratory research to pre-professional services, a rigorous Honors Program, and the rare opportunity to study in Washington, D.C., we offer numerous opportunities for students to grow intellectually, spiritually and emotionally.



Marquette Hall

Majors

Anthropology
 Biochemistry & Molecular Biology
 Biological Sciences
 Chemistry
 Classical Languages
 Classical Studies
 Computational Mathematics
 Computer Science
 Criminology & Law Studies
 Economics
 English
 French
 German
 History
 International Affairs
 Mathematics
 Philosophy
 Physics
 Physiological Sciences
 Political Science
 Psychology
 Social Welfare and Justice
 Sociology
 Spanish Language & Literature
 Spanish for the Professions
 Theology

College of Business Administration

The College of Business Administration capitalizes on its location — in the heart of the nation's 17th largest city — by building collaborations with local corporations and building up outstanding internship opportunities for students. Learn from faculty experts who bring real-world experience into their lectures.

Students also have plenty of opportunities to enrich your classroom learning with on-the-job experience.

Your education will stress business skills alongside the liberal arts so you reach an appreciation for the diverse global forces that shape the marketplace. With its long-standing tradition of ethics-based education, the College of Business Administration prepares business leaders who understand that their responsibility goes beyond the bottom line.

Majors

Accounting
 Business Administration
 Business Economics
 Finance
 Human Resources Management
 Information Technology
 International Business
 Marketing
 Operations & Supply Chain Management



Straz Hall

J. William and Mary Diedrich College of Communication

Students in the College of Communication pursue academic programs centered on a liberal arts core with majors leading to careers in the many areas of communication and the performing arts. Arts and sciences courses comprise more than half of the curriculum, providing students with an appreciation of the interrelation of human knowledge. As a foundation for the professions and for continued life-long growth and learning, this broad-based curriculum leads students to develop intellectually as mature, educated and responsible citizens of the world.

The college places great value on the integration of theory and practice and on developing the habits of ethical and responsible performance. Opportunities exist throughout the four years of undergraduate study for such integration and development, in the classroom and beyond the campus.



Johnston Hall

Majors

Advertising
 Broadcast & Electronic Communication
 Communication Studies
 Journalism
 Public Relations
 Theatre Arts

School of Dentistry

Every step students take in our four-year program will be guided by faculty and practicing professionals who uphold Marquette's vision: to train highly skilled oral health care practitioners to bring top quality dental care to urban and rural communities across the country - and around the world.

Our beautiful 120,000-square-foot dental school and clinic — Wisconsin's only — offers the most advanced clinical resources and instructional technology available, supporting a dramatically different, one-of-a-kind curriculum developed by our faculty to better prepare students for dental practice and patient care.

Degrees Offered

Doctor of Dental Surgery
 Master of Science
 DDS/MS and DDS/PhD
 Pre-Dental Scholars Program
 Extended Pre-Dental Program
 Gerontology Certificate Program
 Continuing Education



School of Dentistry

School of Education

The School of Education has an edge. Our location in the heart of Wisconsin's largest city and the state's biggest public school system gives students a unique perspective and appreciation for the diverse ways students — young and adult — learn. This reflects our Jesuit philosophy of care for the whole person and our commitment to form teachers who will help shape people's lives.

You will earn a degree in an academic area of interest in the College of Arts and Sciences or the College of Communication and certification to teach in Wisconsin. Our collaboration with Milwaukee's public and private schools means you'll have plenty of opportunities to practice what you're learning through field experiences in schools around the city.

Majors

Elementary/Middle Education
 Middle/Secondary Education



Schroeder Complex





MARQUETTE ACADEMIC PROGRAMS

College of Engineering

From skyscraper to pacemaker, the creativity of engineers results in the devices and structures that enhance our lives. The College of Engineering offers outstanding programs in five disciplines. And because you will begin being an engineer on your first day of classes, you can also participate in one of the nation's top co-op programs, alternating full-time engineering work with full-time classes, after your sophomore year.

The curriculum prepares you for a successful career in a highly regarded field. The best testimonial to the success of our program is the fact that 98 percent of our alumni are working full time within six months of graduation (many with their co-op partners).

Majors

Biomedical Engineering
Civil and Environmental Engineering
Computer Engineering
Electrical Engineering
Mechanical Engineering



Olin Engineering Center

College of Health Sciences

Human anatomy, pharmacology, physiology — the College of Health Sciences offers a curriculum that few undergraduate schools can match. You even have an opportunity to take courses from faculty experts who also teach at the Medical College of Wisconsin.

Students choose disciplines ranging from biomedical sciences to clinical laboratory science, exercise science to speech pathology and audiology. You will also have access to master's and doctoral programs in physician assistant studies and physical therapy, respectively. And the College of Health Sciences' location, near a regional medical center, hospitals, clinics, labs, a top-rated veterans' hospital and a burn center, means you have access to extraordinary clinical and research opportunities just minutes from class.

Majors

Athletic Training
Biomedical Sciences
Clinical Laboratory Science
Exercise Science
Speech Pathology & Audiology



Schroeder Complex

College of Nursing

Nursing is a health profession whose central purpose is to care for individuals, families and communities.

Nurses focus on psycho-social-spiritual-physical states during illness and health.

Promotion of health and maintenance of wellness are goals of nursing. The outcome of nursing practice is enhanced quality of life for clients and families. At Marquette the dynamic nature of nursing's impact on people's lives is emphasized.

The College of Nursing is housed in Emory T. Clark Hall, on the west side of the Marquette campus. The 46,000 square-foot building includes office, classroom and laboratory space, including a Learning Resources Center containing computers, practice models and simulation equipment to support the instructional and research activities of the College of Nursing.

Majors

Nursing



Emory T. Clark Hall

Law School

For more than a century, Marquette University Law School has been committed to educating men and women to serve the public interest by becoming highly skilled, ethical, and moral attorneys. Traditionally, the curriculum emphasized the practical aspects of legal training. In recent years that emphasis has expanded to include particular excellence in the areas of intellectual property, alternative dispute resolution, sports law, business and commercial law, international law, criminal law and procedure, children and the law, and litigation-related courses. The National Sports Law Institute, the premiere sports law program in the United States, is part of the Law School. Our 5500 alumni/ae serve in a broad range of legal, public, and corporate positions throughout the U.S.

The Catholic and Jesuit nature of the institution translates into a specific concern for the well-being of each individual, whether he or she is a law student, a legal client, or the victim of a crime. Persons of all religious backgrounds attend the Law School, serve on our faculty, and are valued in our law school community. The Law School is committed to academic freedom, the broadest possible scope of inquiry, and the examination of any subject.



Sensenbrenner Hall

College of Professional Studies

The College of Professional Studies is designed to serve the busy lifestyles of working adults. This premier college for adult learners offers convenient weekend and weeknight classes with a curriculum focused on the changing needs of a changing society. Classes are held at two locations: Milwaukee and Waukesha.

For individuals pursuing or advancing their careers or aspiring to leadership roles in business, social and professional organizations, this college offers its graduates the credentials needed for career advancement. Adult learners will find the College of Professional Studies an excellent way to ease into today's business world. Becoming a Marquette University student offers you the advantage of a quality education that can be put to immediate use. In keeping with Marquette's Jesuit mission, the college educates the whole person in a value-centered and professionally oriented applications-based curriculum.

Majors

Organization and Leadership
Criminology and Law Studies
Professional Communication
Psychology



Reynor Library



MARQUETTE ALUMNI

The Marquette University Alumni Association (MUAA) develops alumni programming that encompasses the spiritual, educational, social and service components of the university's mission; brings alumni together based on affinity and interest; and supports Marquette's enrollment, retention, fund-raising, marketing and diversity efforts. MUAA signature events include Alumni Reunion Weekend, Alumni Awards Weekend, National Service Day and National Marquette Day.

The MUAA is an umbrella organization composed of more than 30 geographic clubs, eight college-based alumni associations, and four interest-based associations, all governed by a 27-member board of directors. Since 1891, the MUAA has served Marquette and the more than 100,000 Marquette alumni residing in the United States and 80 foreign countries.

Notable Marquette Alumni

Kathleen M. Quinn Abernathy, College of Speech 1982
Former Commissioner, Federal Communications Commission

Joy T. Bennett Kinnon, College of Journalism 1979
Senior Editor, Ebony

Richard A. Burke, College of Business Administration 1956
Co-founder and Chairman, Trek Corp.

Richard Burton, Graduate School 1991
Commissioner, Australian National Basketball League (NBL)

Colleen Carroll Campbell,
Helen Way Klingler College of Arts and Sciences 1996
Fellow, Ethics and Public Policy Center, Washington, D.C.
Author, *The New Faithful: Why Young Adults are Embracing Christian Orthodoxy*

Gail Gleason Collins, College of Journalism 1967
Editorial page editor, *The New York Times*

Steven J. Douglass, College of Business Administration 1971
Chairman of the Board and Chief Executive Officer, Payless Shoesource

Margaret A. Drain, Helen Way Klingler College of Arts and Sciences 1967
Vice President of National Programming, WGBH Boston

Dr. Leona Patt Franciosi, Graduate School 1996
President, World Federation for Mental Health

Kathleen Hall Jamieson, College of Speech 1967
Professor of Communication and Director, Annenberg Public Policy Center
University of Pennsylvania

Jeffrey Joerres, College of Business Administration 1983
Chairman, President and Chief Executive Officer, Manpower

Felicia Mabuza-Suttle, College of Journalism 1977, Graduate School 1978
Former host, *The Felicia Show*, South Africa television (12 years)

Rep. Gwendolynne S. Moore,
Helen Way Klingler College of Arts and Sciences 1978
U.S. Congresswoman

Glenn "Doc" Rivers, Helen Way Klingler College of Arts and Sciences 1985
Head Coach, Boston Celtics

Steve Rushin, College of Journalism 1988
Columnist, *Sports Illustrated*

John J. Stollenwerk, College of Speech 1961, Graduate School 1966
Chairman and Chief Executive Officer
Allen-Edmonds Shoe Corp.

Marianne Szymanski,
Helen Way Klingler College of Arts and Sciences 1989
Founder and President, Toy Tips Inc.
Publisher of Toy Tips.com and Kid Tips Magazine

Dwyane Wade, student in the College of Communication
Guard, Miami Heat, NBA

120

MARQUETTE ALUMNI

Marquette Alumni in Athletic Administration



Bob Harlan
Chairman of the Board & CEO
Green Bay Packers



Ulice Payne
Chairman of the Board
Bradley Center



John Steinmiller
Vice President, Business Operations
Milwaukee Bucks





MARQUETTE DIRECTOR OF ATHLETICS BILL CORDS

Bill Cords is in his 20th year at Marquette University. The native of Butte, Montana enjoyed a seven-year high school teaching and coaching career in Montana before leaving in 1971 for Washington State University. During his 11 years at WSU he served as head freshman football coach, assistant varsity football coach, director of intramurals, academic advisor, assistant athletics director and associate athletics director while earning a master's degree and completing doctoral work in education administration.

In 1982, he became the athletics director at the UTEP. During that five-year tenure, a strong broad-based program was developed with a rapidly improving football program, development of a women's athletic conference, a very successful men's basketball program, and highlighted by the elimination of a previous \$1 million deficit.

In 1987, Cords accepted the position of director of athletics at Marquette. From that time Marquette moved from independent status to the Midwestern Collegiate Conference (MCC) in 1988-89, a charter membership in the very successful and widely-respected Great Midwest Conference from 1990-95, a charter membership in the nationally prominent and prestigious Conference USA from 1995-2005, membership in the BIG EAST Conference.

The mission of the Department of Intercollegiate Athletics is to strive for excellence in academics, athletics, leadership and service to others. Marquette student-athletes, teams and coaches across the broad spectrum of the program continue to achieve academic, athletic, personal and professional prominence at the conference, regional and national levels.

"We are very proud of our students and coaches. They take great pride in representing Marquette and do so striving to be the very best they can be as people, students and athletes," remarked Cords.

Attendance at men's basketball games continues to rank among the top 20 nationally. Women's basketball attendance continues to improve along with that of volleyball and men's and women's soccer.

Marquette has hosted conference championships in men's and women's basketball, cross country, men's and women's soccer, men's and women's tennis and men's and women's outdoor track and field. Marquette has hosted very successful NCAA Men's Basketball Championship First and Second Rounds in 1992, 1996, 1999, and 2004. Marquette also hosted the NCAA Women's Basketball Midwest Regional in 2002. In 2005, Marquette hosted the BIG EAST Women's Soccer Championships as well as the First and Second Rounds of the NCAA Tournament.

Beginning July 1, 1993, he assumed responsibility as director of the Department of Intercollegiate Athletics and Recreational Sports which combined the activities of intercollegiate athletics, intramurals, club sports and open recreation. This allowed the department to provide more services to the community, in particular the inauguration of the summertime National Youth Sports Program (NYSP) designed to benefit underprivileged youth in the Milwaukee area, while encouraging community use of Marquette facilities such as the Valley Fields Complex, Rec Plex, Helfaer Tennis Stadium, Helfaer Recreation Center and Marquette Gym.

Cords was honored nationally by his peers as the 1999 NACDA/Continental Regional (Central) I-AA/I-



AAA Athletic Director of the Year.

"This award is not about one individual," said Cords. "It is a recognition, at the national level, of the support, hard work and dedication of students, coaches, staff, fans and administration over the past 12 years."

"It is an individual honor, but more importantly it is a very positive recognition of Marquette University and all of the people who have and continue to make our program better and stronger."



MARQUETTE ATHLETICS DIRECTOR

MARQUETTE HEAD COACHES



Louis Bennett
Men's Soccer



Jody Bronson
Women's Tennis



Tim Grogan
Golf



Terri Mitchell
Women's Basketball



Steve Rodecap
Men's Tennis



Markus Roeders
Women's Soccer



Pati Rolf
Volleyball



Dave Uhrich
Cross Country/Track & Field





MARQUETTE ATHLETICS ADMINISTRATION



Sarah Bobert
Associate Athletics Director
Internal Operations/SWA

Sarah Bobert is in her seventh year on the Marquette athletics staff and oversees the business operations of the Athletic Department. In her position, she is responsible for budget development and management, financial processing and reporting, oversight of facility management, all departmental human resources elements and other internal matters.

Prior to joining the staff in October of 2000, Bobert worked at the NCAA. She served the NCAA since 1989 in a number of business related areas including acting as the Business Services Manager, Accounting Manager, and Senior Accountant.

Some of her duties there also included preparing the financial summaries for the Division I Men's and Women's Basketball Championship, the Division I Baseball Championship and the I-AA Football Championship as well as developing the NCAA's annual budget.

Bobert earned her bachelor's degree in business administration from Wis.-Stout in 1989.

She and her husband, Clark, have two children, Bailee and Cody.



Michael Broeker
Associate Athletics Director
Marketing & Communications

Mike Broeker is in his fourth year at Marquette University and second as Associate Athletics Director. In his capacity, Broeker oversees the marketing, media and public relations, and ticket operations for Marquette's 14 Division I program as well as serving as the primary contact for men's basketball.

Broeker joined the Marquette Athletics staff in November 2003 as Assistant Athletic Director for Media Relations, after nearly four years as a member of the basketball communications group at the National Basketball Association (NBA).

While at the NBA, he worked to generate awareness and publicity for the league, its executive staff, events and initiatives and served as the primary contact for local and national electronic media outlets. Broeker was the point person for electronic media at four NBA Drafts, three NBA All-Star games and three NBA Finals.

Prior to working with the NBA, Broeker spent two years working in the communications group for the Women's Tennis Association (WTA Tour), the largest professional tennis circuit for women in the world. He served as a primary on-site media contact for high-profile events including Wimbledon, the Australian Open, the U.S. Open, and the French Open.

A graduate of Siena College, Broeker earned a bachelor of arts in English in 1997 and worked as a Marketing/Sports Information Assistant in Siena's Athletic Department until 1998.

Broeker and his wife, Anne, have one son, Michael born in 2006.



Danielle Josetti
Associate Athletics Director
Compliance

Danielle Josetti is in her fifth year on the Marquette athletics staff and oversees Marquette's student-athletes, athletics staff and boosters to ensure they follow NCAA guidelines.

Prior to Marquette, Fitzgerald worked at Creighton University as a Compliance Coordinator and External Operations Assistant. From 1997 until 2001, she served a dual role as Assistant Softball Coach and Assistant Compliance Coordinator.

A member of the Creighton University softball team from 1995-1997, Fitzgerald was a 1995 Academic All-Conference Team honorable mention selection. Fitzgerald earned a bachelor of arts in Journalism from Creighton in 1997.





MARQUETTE ATHLETICS ADMINISTRATION



Tom Ford
Associate Athletics Director
Academic Support & Student Programs

Tom Ford is in his 17th year on the Marquette Athletics staff and he oversees the academic support center at the Al McGuire Center, as well as running the NCAA Life Skills Program (Eagle Flight Plan) for Marquette's student-athletes.

Ford's office offers programs designed to meet the special needs of student-athletes, including an orientation program, mentor program, tutoring, writing labs, study hall, computer lab, coordination of volunteer services, on-going drug and alcohol education program, career planning, job search assistance for seniors and summer employment services.

Prior to coming to Marquette, Ford served as an advisor/mentor at Wis.-Parkside. From 1982-87, he was the assistant director for the Educational Opportunity Program at the New Jersey Institute of Technology.

Ford graduated from Wis.-Parkside with a bachelor's degree in English in 1972 and received his masters in Education from Carthage College in 1999.

Ford and his wife, Susan, have two children, Jesse and Casey.



Jack Harbaugh
Associate Athletics Director

Jack Harbaugh is in his fourth year on the Marquette athletics staff as Associate Athletics Director. In his role, Harbaugh is responsible for a wide range of athletic-related advancement and community relations activities.

Prior to joining Marquette, Harbaugh guided the Western Kentucky football team to a 12-3 record in 2002 and a NCAA I-AA national championship. He spent 14 years (1989-2002) at the helm of the Hilltoppers and led them to a record of 91-68, the second highest win total in the school's history. In 2002, he was named the I-AA Coach of the Year and in 1997 was named I-AA Independent Coach of the Year.

Prior to Western Kentucky, Harbaugh was the head coach at Western Michigan for five years. A veteran of 41 years in the coaching ranks, he also held assistant coaching positions with Pittsburgh, Michigan, Iowa, Stanford, Bowling Green State and Morehead State.

As an athlete, Harbaugh played college football at Bowling Green State where he earned three letters as a defensive back and a quarterback. He also earned two letters in baseball. He earned a bachelor's degree in physical education and master's in health and physical education at Bowling Green State.

Harbaugh and his wife, Jackie, have three children - John, an assistant football coach with the Philadelphia Eagles; Jim, a former All-Pro quarterback in the NFL who now the head football coach at the University of San Diego; and Joani, wife of Marquette men's basketball head coach Tom Crean.



Paul McNerny, Ph.D.
Chief Athletics Advancement Officer

Paul McNerny is in his second year as Chief Athletic Advancement Officer at Marquette University. McNerny is responsible for major gifts, endowments, fund raising and special projects for intercollegiate athletics. He joined Marquette in March 2005 from Dominican High School, where he has served as president since 1995.

An alumnus of Marquette University, McNerny earned two degrees from the school; a bachelor of arts in 1972 and a Ph.D. in Foundations of Education in 1989. Following a successful two-year journalism career in North Dakota, he returned to his alma mater in 1976 as an administrator serving in several capacities before his tenure at Dominican.

Particularly familiar with the department of athletics, McNerny was a member of Marquette's men's soccer program. He is a member of the Marquette University Alumni Association national board, served on the M Club board of directors from 1985 to 1999, and received the club's Hy Popuch Award in 1996 for his service to intercollegiate athletics. McNerny and his wife Carol who also is a Marquette alumnus, have two children, Colleen and Kevin.





MARQUETTE ATHLETICS ADMINISTRATION



Jim Nasiopulos
Associate Athletics Director
Facilities & Event Management

Jim Nasiopulos is in his 25th year at Marquette and 14th in charge of facilities and events. Prior to his current position, Nasiopulos served as Director of the Helfaer Recreation Center and Tennis Stadium from 1982 to 1993.

Nasiopulos was the Tournament Manager for the NCAA Basketball Tournament First and Second Rounds at the Bradley Center in 1999 and 2004. He also served as Tournament Manager when Marquette played host to the 2002 NCAA Women's Basketball Midwest Regional at the U.S. Cellular Arena. Nasiopulos was the golf coach at Marquette from 1987-1992.

Nasiopulos received his bachelor's degree in physical education from Illinois-Chicago in 1969, and earned his master's degree in physical education in 1972.

Nasiopulos and his wife, Phyllis, have two children, Kristen, a 1997 Marquette graduate and Michael, a 2000 Marquette graduate.



Craig Pintens
Assistant Athletics Director
Marketing & Sales

Craig Pintens is in his third year as Assistant Athletics Director for Marketing and Sales at Marquette University. In his position, Pintens oversees the marketing efforts for the department and supervises the ticket office.

Pintens returned to Marquette after serving one year as a Marketing Assistant during the 2001-2002 season. While at Marquette, Pintens has worked to enhance customer service in the ticket office and streamlined ticket office operations through the use of technology, more than doubling online ticket sales over the past year. Pintens other duties include responsibility for game day operations at men's basketball and oversight of the Walk of Champions project.

Prior to Marquette, Pintens served as the Marketing Coordinator at Texas-Pan American, handling the marketing efforts for fourteen varsity sports.

The National Association of Collegiate Marketing Administrators (NACMA) has honored Pintens with awards six times in the areas of advertising, season ticket campaigns, and corporate sponsorship.

Pintens received his Bachelor of Business Administration in Marketing cum laude from the University of Wisconsin at Whitewater and his Juris Doctor degree from the Marquette University School of Law. Pintens resides in Milwaukee and his family includes his wife, Jill and their children Kaitlin and Jackson.



Zach Goines
Director, Blue & Gold Fund

Zach Goines is in his third year with the Marquette Athletics Department as Director of the Blue & Gold Fund. In his position, he oversees all fundraising efforts for the Blue & Gold Athletic Scholarship Fund and all day to day athletics development operations.

Goines came to Marquette after spending three years working as the Assistant Director of Development for the University of Miami (Fla.) Athletics Department.

Prior to working at Miami, Goines served an internship with the National Association of Collegiate Directors of Athletics (NACDA) in Cleveland, Ohio.

A native of Kettering, Ohio, Goines received his Bachelor of Business Administration in Finance from the University of Kentucky in May 1999, and his Master's of Science in Sports Administration from Indiana University in August of 2000.





MARQUETTE ATHLETICS DEPARTMENT STAFF



Tina Aiello
Marquette Spirit Shop



Aaron Baker
Facilities & Events



Larry Birkett
Marquette Spirit Shop



Sarah Claus
Blue & Gold Fund



Jennifer Cote
Marketing



Matt Devine
Media Relations



Aaron Doerhing
Athletic Training



Alex Evans
Strength & Conditioning



Blain Fowler
Media Relations



Diane Gilby
Marquette Gym



Jim Graebert
Marquette Spirit Shop



Mike Guenther
Marketing and Tickets



Jamie Hays
Marketing



Zach Hurst
Blue & Gold



Jeremy Johnson
Athletic Training



Michael Lawson
Nelligan Sports Marketing



Dave Leigh
Athletic Training



Bennett Leslie
Strength & Conditioning



Maureen Lewis
Academic Support



Julie Mikolajewski
Marquette Spirit Shop



Greg Naples, Ph.D.
Faculty Athletic Representative



Tim Raasch
Creative Design



Brett Richter
Nelligan Sports Marketing



Ben Simon
Marketing & Tickets



Kent Sommerfeld
Marquette Radio Network



Amanda Sucharda
Nelligan Sports Marketing



Steve Tennes
Marketing



Joe True
Blue & Gold Fund



Amy Ufnowski
Media Relations



Todd Wenslaff
Business Office

Not pictured
Mary Larkin — Spirit Squads

125

MARQUETTE ATHLETICS STAFF





BIG EAST CONFERENCE

In 2006-07, the BIG EAST will be in its second year as the nation's largest Division I-A conference. The first year with 16 members was wrought with curiosity among those in the world of collegiate athletics and in the media, but the league thrived in its new alignment, enjoying significant success in the athletic arenas, on the playing fields and in the classroom.

The goals of the BIG EAST have remained constant throughout its history — to compete at the highest level and to do so with integrity and sportsmanship.

In men's basketball last year, BIG EAST squads secured a league-record eight NCAA bids. Seven BIG EAST women's basketball teams earned NCAA berths. In football, West Virginia garnered the attention of the college football world with its victory over Georgia in the Nokia Sugar Bowl. The Mountaineers were the BIG EAST's representative in the Bowl Championship Series.

In 2005-06, the BIG EAST welcomed five new members to increase its membership to 16: University of Cincinnati, DePaul University, University of Louisville, Marquette University and the University of South Florida. Some were ready to call the new BIG EAST alignment too unwieldy, but the league showed that there can be strength in numbers even when that number is a large one.

BIG EAST institutions reside in nine of the nation's top 34 largest media markets, including New York, Chicago, Philadelphia, Washington, D.C., Tampa, Pittsburgh, Hartford, Milwaukee and Cincinnati. With its newest members, BIG EAST markets will contain almost one fourth of all television households in the U.S.

Since opening its doors in 1979, the league has won 25 national championships in six different sports and 124 student-athletes have won individual national titles.

In 2005-06, Providence College's Mary Cullen won the NCAA 5,000-meters crown. Also, the Villanova women's cross country team was named the NCAA's Silver Anniversary Cross Country Program. The Wildcats have won seven NCAA team titles since 1981. Former Wildcat standout Carole Zajac was named the top individual performer of the women's cross country era.

The BIG EAST has always been able to boast that some of its best students are also some of its best athletes. More than 350 student-athletes have earned Academic All-America honors. Last year, West Virginia's Joe Herber was named the ESPN The Magazine Academic All-American of the Year in men's basketball.

The BIG EAST has continued its basketball success in the 21st century. In 2003-04, Connecticut became the first school in NCAA history to win the men's and women's NCAA titles in the same season. With the Syracuse men and the UConn women grabbing NCAA crowns the previous year, the BIG EAST became the first conference in NCAA history to win the men's and women's titles in consecutive seasons. In fact, the BIG EAST has won five of the last seven women's basketball crowns and three of the last eight men's titles.

Moving proactively has been a consistent strategy for the conference that was formed in 1979. The BIG EAST has continually turned challenges into opportunities to become stronger.

In the spring of 2001, the BIG EAST added women's lacrosse and rowing to its growing list of sports. The inaugural women's golf championship was held in the spring of 2003.

The BIG EAST became a reality on May 31, 1979, following a meeting of athletic directors from Providence College, St. John's, Georgetown and Syracuse Universities. Seton Hall, Connecticut and Boston College completed the original seven-school alliance.

While the membership has both increased and changed, the focus of the BIG EAST has not wavered. The conference reflects a tradition of broad-based programs, led by administrators and coaches who place a constant emphasis on academic integrity. The BIG EAST Conference has enjoyed a leadership role nationally. Its student-athletes own significantly high graduation rates and their record of scholastic achievement notably show a balance between intercollegiate athletics and academics.

Any successful organization needs outstanding leadership. Michael Tranghese, the league's first full-time employee, and for 11 years the associate to Dave Gavitt, moved into the Commissioner's chair in 1990. In his first year, he administered the formation of The BIG EAST Football Conference.

The league has long been considered a leader in innovative concepts in promotion and publicity, particularly regarding television. Those efforts have resulted in unparalleled visibility for BIG EAST student-athletes. The conference has enjoyed long-standing relationships with CBS, ESPN, Inc. and ABC.

While BIG EAST basketball games are regular sellouts at campus and major public arenas, including the annual men's BIG EAST Championship in Madison Square Garden, attendance figures also are significant at BIG EAST soccer, women's basketball and baseball games.

BIGEAST™

CONFERENCE

1-200

BIG EAST CONFERENCE





COMMISSIONER MICHAEL A. TRANGHESE



Mike Tranghese has accepted and answered the challenges of The BIG EAST Conference since he opened the league's doors as the first full-time employee in 1979. Now in his 17th year as Commissioner, he embarks on the second

academic year of serving the nation's largest Division I-A conference. He will help the 16-member BIG EAST continue on its path of success with his effective leadership and staunch commitment to integrity.

The BIG EAST has always been a prominent player in the world of intercollegiate athletics, in large part because of Tranghese's efforts. He believes his job is to foster the best possible climates for BIG EAST student-athletes to succeed academically and athletically.

During his tenure as Commissioner, which began in 1990, Tranghese has been faced with critical membership issues on several occasions. The league has always emerged in a stronger position. In 2003-04, the BIG EAST addressed a changing national landscape and coordinated the entrance of five institutions for '05-06: the University of Cincinnati, DePaul University, University of Louisville, Marquette University and the University of South Florida.

The number of sponsored sports, now at 23, has risen steadily under Tranghese. He orchestrated the formation of BIG EAST football, which began in 1991. Tranghese, who is acknowledged as an industry leader in television negotiation and production, has been a central figure in every television negotiation in the league's history. All of this has been accomplished in an NCAA environment that seems to be in a continual state of change.

Tranghese's negotiating expertise has resulted in a long-term partnership with Madison Square Garden, host of the BIG EAST Men's Basketball Championship since 1983. The league and the Garden will be partners at least through 2011.

Tranghese has ensured the league's position as a leader in television exposure. The BIG EAST has been a long-time partner with CBS Sports and ESPN and has enjoyed multi-year agreements with both entities in basketball and football. The league's current television contract also includes appearances on ABC.

Additionally, Tranghese was the force behind The BIG EAST Television Network, which was a benchmark for regional network television. In 1995, the league awarded ESPN, Inc. exclusive rights to all of its basketball and football games not broadcast on a national network.

Tranghese moved into the Commissioner's

chair on June 21, 1990 and has been an active leader nationally since his appointment. During the 2002 and '03 football seasons, he was the lead administrator of the Bowl Championship Series, the group of major conferences and bowls that produces a national championship game and the best possible bowl matchups.

In 2000-01, he concluded a five-year term on the NCAA Men's Basketball Committee by serving as chair. Tranghese also has served as chair of the NCAA Men's Basketball Subcommittee on Television. He was on the NCAA's negotiating team that secured a record \$6 billion contract from CBS for broadcast rights to the men's basketball championship.

In addition, he has served as chair of the Division I-A Commissioners and the Collegiate Commissioners Association.

Shortly after being named Commissioner, Tranghese laid the groundwork and put together The BIG EAST Football Conference. In response to the genesis of significant conference realignment nationally, he directed an expansion and created a unique eight-team football group. Despite its newborn status, the BIG EAST was a charter member of the major conference alliance now known as the Bowl Championship Series.

After establishing BIG EAST football, Tranghese guided the league through a critical time that many observers felt could have resulted in a permanent split among its members. In March, 1994, the conference added football members Rutgers University and West Virginia University as its 11th and 12th full-time members and maintained its overall structure.

Just four months later, the University of Notre Dame, clearly the nation's premier men's basketball independent, joined the BIG EAST. Rutgers, West Virginia and Notre Dame began BIG EAST competition in 1995-96.

The league's athletic directors unanimously appointed Tranghese in 1990 after his 11 years of service, the last nine as associate commissioner. As Commissioner, he has led the BIG EAST while maintaining the principles which have marked the conference's explosive rise to prominence -- promoting and cultivating intercollegiate athletic programs in an environment of integrity while pursuing excellence at the highest possible level.

Tranghese's career in college athletics began

THE BIG EAST CONFERENCE

222 Richmond Street, Suite 110
Providence, RI 02903
www.bigeast.org
(401) 453-0660 (Communications)
(401) 272-9108 (Switchboard)
(401) 751-8549 (Fax)

BIG EAST Conference Staff

Senior Associate Commissioner	John Marinatto
Associate Commissioner	Nick Carpelli, Jr.
Associate Commissioner	Joseph D'Antonio
Associate Commissioner	Donna DeMarco
Associate Commissioner	Dan Gavitt
Associate Commissioner	Tom Odjakian
Associate Commissioner	John Paquette
Associate Commissioner	James Siedliski
Assistant Commissioner	Jennifer Condaras
Assistant Commissioner	Barbara Jacobs
Director of Business Affairs	Susan Eaton
Director of Communications	John Gust
Director of Communications	Rachel Margolis
Director of Men's Basketball Operations	Shawn Murphy
Assistant Director of Communications	Michael Coyne
Assistant Director of Compliance	Jason DeAngelis
Asst. Director of Internet Publicity	Ben Fairclough
Asst. Director for Sport Administration	Mia Brickhouse
Asst. Director for Sport Administration	Bobby Weygand
Coordinator of Men's Basketball Officiating	Art Hyland
Coordinator of Football Officiating	John Soffey
Assistant to the Commissioner	Lisa Zaneccchia
Administrative Assistant	Lois DeBlois
Administrative Assistant	Wanda Factor
Administrative Assistant	Linda Yates
Receptionist	Kathy Kirkpatrick
Administrative Fellow	Kevin Lopes
Communications Assistant	Allison Hoehn
Communications Assistant	Tom Symonds
Football Administrative Assistant	Ben Tario

at American International College in his hometown of Springfield, Mass.

He was the sports information director at Providence College where he generated publicity for the nationally successful Friar teams of the 1970s under Dave Gavitt. As the media attention on Eastern college basketball and the growth of sports events on television increased, Gavitt and Tranghese were ready to take advantage. Gavitt became the BIG EAST's first Commissioner in 1979 and served until 1990 when Tranghese assumed the helm.

Under Tranghese, the BIG EAST championship slate has expanded from seven men's championships in 1979 to 23 men's and women's championships today.

Tranghese is a 1965 graduate of St. Michael's College in Winooski, Vt. He is married to Susan Huntemann.



COMMISSIONER MICHAEL A. TRANGHESE





BIG EAST CONFERENCE COMPOSITE SCHEDULE

Day	Date	Game	Day	Date	Game	Day	Date	Game
Fri.	Nov. 10	Mount St. Mary's at West Virginia Howard vs. Cincinnati Quinnipiac at Connecticut IPFW at Notre Dame North Florida at St. John's St. Francis (N.Y.) vs. Syracuse Hillsdale College at Marquette	Wed.	Nov. 22	Charlotte at Syracuse Boston College at Providence Georgetown at Fairfield DePaul vs. TBD Notre Dame vs. TBD	Wed.	Dec. 6	N.C. State at West Virginia Providence at Florida Villanova at Oklahoma Northeastern at Connecticut New Hampshire at Rutgers Chicago State at DePaul Duchesne at Pittsburgh
Sat.	Nov. 11	Hartford at Georgetown Caldwell College at Seton Hall Penn or UTEP vs. Syracuse Tenn-Martin vs. Cincinnati Navy or Loyola (Md.) at St. John's DePaul at Bradley Villanova at Northwood Univ.	Thur.	Nov. 23	West Virginia vs. Montana	Thur.	Dec. 7	USF at Winston-Salem State Alabama at Notre Dame
Sun.	Nov. 12	Pittsburgh vs. Western Michigan Penn or UTEP vs. Syracuse High Point vs. Cincinnati	Fri.	Nov. 24	Louisville vs. Dayton West Virginia vs. Va. Tech/W. Mich. Rutgers vs. Bradley Florida State vs. Pittsburgh Notre Dame vs. TBD	Fri.	Dec. 8	Ohio vs. Louisville
Mon.	Nov. 13	Notre Dame vs. Butler Buffalo at USF Marquette vs. Idaho State	Sat.	Nov. 25	Seton Hall at Morgan State Central Michigan at Cincinnati Syracuse at Canisius Illinois State at St. John's Navy at Villanova Rutgers vs. TBD	Sat.	Dec. 9	Oral Roberts at Georgetown Penn State at Seton Hall Wisconsin at Marquette DePaul at UAB Cincinnati vs. Temple Rutgers at Princeton USF at East Carolina Colgate at Syracuse
Tues.	Nov. 14	Slippery Rock at West Virginia Delaware State at Pittsburgh Fairleigh Dickinson at Providence DePaul at Northwestern Marquette vs. Detroit or Maine Notre Dame vs. Indiana or Lafayette	Sun.	Nov. 26	Albany at Connecticut George Washington at Providence West Virginia vs. TBD	Sat.	Dec. 9	St. Joseph's vs. Louisville Pittsburgh at Buffalo St. John's at Niagara West Virginia at Duquesne Maine at Providence Drexel at Villanova
Wed.	Nov. 15	Northeastern at Syracuse Kansas State at Rutgers Georgetown at Vanderbilt	Mon.	Nov. 27	Stetson at USF Holy Cross at Syracuse Marquette at Valparaiso Ball State at Georgetown Lehigh at Notre Dame St. Peter's at Seton Hall	Sun.	Dec. 10	Bellarmino vs. Louisville
Thur.	Nov. 16	St. John's vs. TBD	Tues.	Nov. 28	Columbia at Providence LIU at St. John's	Wed.	Dec. 13	Xavier at Cincinnati Massachusetts at Louisville Wake Forest at DePaul
Fri.	Nov. 17	Colonial Classic South Carolina State at USF Central Arkansas vs. Connecticut Eastern Illinois at DePaul Villanova vs. College of Charleston St. John's vs. TBD	Wed.	Nov. 29	Rutgers at Temple Sacred Heart at Connecticut Oregon at Georgetown Winston-Salem at Notre Dame Robert Morris at Pittsburgh Oakland at Cincinnati	Sat.	Dec. 16	Pittsburgh at Wisconsin Kentucky at Louisville UMBC at Marquette Iona at Rutgers DePaul at Rhode Island Wooden Tradition Cincinnati vs. Ohio State Savannah St at West Virginia Elon at Notre Dame Baylor at Syracuse Winston-Salem at Georgetown
Sat.	Nov. 18	Northwestern State at Louisville Fairleigh Dickinson at Seton Hall Eastern Michigan at Marquette Canisius at West Virginia Massachusetts vs. Pittsburgh Brown at Providence Fairfield vs. Connecticut	Thur.	Nov. 30	Villanova at Stony Brook	Sun.	Dec. 17	St. Mary's at Connecticut USF vs. Norfolk State
Sun.	Nov. 19	St. Thomas Aquinas vs. Rutgers The Citadel at Notre Dame Oakland vs. Pittsburgh Old Dominion at Georgetown Mississippi at Connecticut	Fri.	Dec. 1	UMBC at St. John's Blue & Gold Classic Northwestern State vs. Marquette	Mon.	Dec. 18	USF vs. Texas A&M-Corpus Christi
Mon.	Nov. 20	DePaul vs. Kentucky Marquette vs. TBD Villanova vs. TBD	Sat.	Dec. 2	Sacramento State at Louisville St. Mary's (Calif.) at Seton Hall Kansas at DePaul Rhode Island at Providence UAB at Cincinnati Nebraska at Rutgers Wichita State at Syracuse Georgetown at Duke Villanova at Pennsylvania Princeton or N. Dakota St. vs. Marquette	Tues.	Dec. 19	Drexel at Syracuse Portland at Notre Dame Holy Cross at Providence Oakland at Marquette USF vs. UNLV
Tues.	Nov. 21	Chicago Invitational Wofford at Cincinnati Jackson State vs. Rutgers Florida International at USF DePaul vs. UCLA or Chaminade Marquette vs. TBD	Thur.	Dec. 3	Texas Southern at Connecticut Pittsburgh at Auburn Notre Dame vs. Maryland	Wed.	Dec. 20	Pepperdine at Connecticut Savannah State at Louisville Rider at Villanova Citadel at West Virginia Townson at Georgetown UC-Irvine at DePaul
			Mon.	Dec. 4	Fairfield at Providence Monmouth at Seton Hall	Thu.	Dec. 21	Seton Hall vs. Virginia Tech Pittsburgh vs. Oklahoma State Army at Notre Dame NJIT at St. John's
			Tues.	Dec. 5	Richmond at USF Syracuse vs. Oklahoma State James Madison at Georgetown St. Francis (N.Y.) at St. John's Delaware State at Marquette Louisville vs. Arizona			

1
N
O

BIG EAST SCHEDULE





Day	Date	Game	Day	Date	Game	Day	Date	Game
Fri.	Dec. 22	Missouri State at USF Hofstra at Syracuse Harvard at Providence Lehigh at Rutgers Morgan State at Marquette	Thur.	Jan. 11	St. John's at Seton Hall	Tue.	Feb. 6	St. Joseph's at Villanova Cincinnati at Providence
Sat.	Dec. 23	N.C. State at Cincinnati Navy at Georgetown California at DePaul Miami at Louisville Pennsylvania at Seton Hall Villanova at LaSalle Dayton at Pittsburgh Columbia at St. John's	Sat.	Jan. 13	Providence at Louisville West Virginia at Marquette Villanova at Syracuse DePaul at Rutgers Georgetown at Pittsburgh Connecticut at St. John's	Wed.	Feb. 7	Georgetown at Louisville Pittsburgh at West Virginia USF at St. John's Rutgers at Marquette
Wed.	Dec. 27	Miami (Ohio) at Cincinnati Coppin State at Connecticut Northeastern at Louisville USF at UAB	Sun.	Jan. 14	Seton Hall at Notre Dame Cincinnati at USF	Thu.	Feb. 8	Notre Dame at DePaul
Thur.	Dec. 28	San Francisco at Louisville Md.-Eastern Shore at West Virginia Rutgers at North Carolina Seton Hall vs. Oral Roberts Rider at Notre Dame Boston University vs. St. John's	Mon.	Jan. 15	Marquette at Louisville	Sat.	Feb. 10	Marquette at Georgetown Villanova at Seton Hall UCLA at West Virginia USF at Louisville Cincinnati at Rutgers Providence at Pittsburgh
Fri.	Dec. 29	Hofstra or St. Joes vs. St. John's Wake Forest at USF Seton Hall vs. Liberty Northwestern State at DePaul Providence at Florida State	Tues.	Jan. 16	Connecticut at Pittsburgh St. John's at DePaul	Sun.	Feb. 11	Connecticut at Georgia Tech St. John's at Syracuse
Sat.	Dec. 30	Georgetown at Michigan UNC-Asheville at Louisville Savannah State at Marquette Connecticut at West Virginia Stony Brook at Notre Dame Cincinnati vs. Ohio University St. Bonaventure at Syracuse Temple at Villanova Florida A&M at Pittsburgh Seton Hall vs. BYU	Wed.	Jan. 17	Cincinnati at Syracuse Notre Dame at Villanova USF at West Virginia Georgetown at Rutgers Providence at Seton Hall	Mon.	Feb. 12	Louisville at Pittsburgh West Virginia at Georgetown
Sun.	Dec. 31	South Carolina State at Rutgers Bethune Cookman at USF	Fri.	Jan. 19	Georgetown at Seton Hall	Wed.	Feb. 14	Syracuse at USF Seton Hall at Connecticut Marquette at DePaul Cincinnati at Villanova
Tues.	Jan. 2	USF at Connecticut Longwood at Providence	Sat.	Jan. 20	West Virginia at Cincinnati Louisville at DePaul Texas at Villanova Indiana at Connecticut Rutgers at Providence	Thu.	Feb. 15	Providence at Notre Dame Rutgers at St. John's
Wed.	Jan. 3	Villanova at West Virginia Louisville at Notre Dame DePaul at St. John's Rutgers at Seton Hall	Sun.	Jan. 21	USF at Notre Dame Syracuse at St. John's Marquette at Pittsburgh	Sat.	Feb. 17	St. John's at Providence Georgetown at Villanova Washington at Pittsburgh Connecticut at Syracuse Seton Hall at West Virginia Louisville at Marquette DePaul at USF
Thur.	Jan. 4	Pittsburgh at Syracuse Marquette at Providence Cincinnati at Memphis	Mon.	Jan. 22	Connecticut at Louisville	Sun.	Feb. 18	Notre Dame at Cincinnati
Sat.	Jan. 6	Notre Dame at Georgetown DePaul at Villanova St. John's at West Virginia Seton Hall at Providence Connecticut at LSU	Tues.	Jan. 23	Villanova at Providence Notre Dame at St. John's	Mon.	Feb. 19	Villanova at Marquette Pittsburgh at Seton Hall
Sun.	Jan. 7	USF at Pittsburgh Rutgers at Cincinnati Syracuse at Marquette	Wed.	Jan. 24	Rutgers at USF DePaul at Georgetown Seton Hall at Marquette Marshall at West Virginia	Tue.	Feb. 20	DePaul at Notre Dame West Virginia at Providence
Mon.	Jan. 8	Villanova at Georgetown	Sat.	Jan. 27	Providence at Connecticut Cincinnati at Georgetown Seton Hall at Rutgers Villanova at Notre Dame St. John's at Pittsburgh Syracuse at Louisville	Wed.	Feb. 21	Georgetown at Cincinnati St. John's at Louisville Connecticut at Rutgers
Tues.	Jan. 9	West Virginia at Notre Dame	Sun.	Jan. 28	DePaul at West Virginia Marquette at USF	Sat.	Feb. 24	Cincinnati at DePaul Syracuse at Providence Pittsburgh at Georgetown Marquette at Notre Dame Rutgers at Villanova USF at Seton Hall
Wed.	Jan. 10	Marquette at Connecticut Pittsburgh at DePaul Louisville at USF Syracuse at Rutgers	Mon.	Jan. 29	Pittsburgh at Villanova Princeton at Seton Hall	Sun.	Feb. 25	Louisville at Connecticut Duke at St. John's
			Tue.	Jan. 30	Notre Dame at Syracuse	Mon.	Feb. 26	Georgetown at Syracuse
			Wed.	Jan. 31	West Virginia at Rutgers Louisville at Cincinnati Connecticut at DePaul	Tue.	Feb. 27	West Virginia at Pittsburgh
			Thu.	Feb. 1	Georgetown at St. John's	Wed.	Feb. 28	Seton Hall at Cincinnati Villanova at Connecticut Providence at USF
			Sat.	Feb. 3	Rutgers at Connecticut West Virginia at Seton Hall Louisville at Villanova Providence at Marquette DePaul at Syracuse Notre Dame at USF	Sat.	Mar. 3	Connecticut at Georgetown USF at DePaul Syracuse at Villanova Notre Dame at Rutgers Cincinnati at West Virginia Pittsburgh at Marquette
			Sun.	Feb. 4	St. John's at Cincinnati	Sun.	Mar. 4	Seton Hall at Louisville Providence at St. John's
			Mon.	Feb. 5	Syracuse at Connecticut			



BIG EAST SCHEDULE





MARQUETTE LETTERWINNERS

A

Craig Aamot - 1992, 93
 Faisal Abraham - 1994, 95, 96, 97
 Glenn Adams - 1938, 39, 40
 Vic Aiello - 1946
 Steven Algeo - 1926, 27
 Ryan Amoroso - 2005, 06
 Ralph Amsden - 1938, 39, 40
 Dan Anderson - 1965, 66, 67
 William Anderson - 1928, 29
 LeRoy Andrews - 1929, 30, 31
 Mark Anglavar - 1988, 89, 90, 91
 Fred Arsulich - 1947
 Al Avant - 1956

B

Richard Bader - 1926
 Sylvester Bado - 1952
 Jim Bailey - 1967, 68
 Tyrone Baldwin - 1989, 90
 Odell Ball - 1978, 79
 Mike Bergen - 1996, 97, 98, 99
 Cedric Barnett - 1950, 51
 Brian Barone - 2000, 01
 Ousmane Barro - 2005, 06
 Peter Basarich - 1951, 52, 53
 Wayland Becker - 1934, 35
 George Belhumeur - 1938, 39
 Brandon Bell - 2004
 Marvin Bell - 1934, 35
 Pat Below - 1961
 Gerald Benka - 1945
 Jim Benka - 1956, 57, 58
 Eugene Berce - 1945, 47, 48
 Niv Berkowitz - 2005
 Bob Black - 1969, 70, 71
 Odartey Blankson - 2001, 02
 James Blask - 1933, 34, 35
 William Blommer - 1932, 33, 34
 Raymond Bonning - 1921
 David Boone - 1986, 87
 Lee Borowski - 1961, 62, 63
 Andrew Boylan - 1932, 33
 Jim Boylan - 1977, 78
 Karon Bradley - 2003, 04
 Charles Brakes - 1991
 Sean Brannon - 1982
 Harvey Brechtel - 1946
 Marvin Bredow - 1931, 32
 Gary Brell - 1970, 71
 Barry Brennan - 1973, 74, 75, 76
 Burton Bril - 1942, 43
 Joseph Brock - 1929, 30
 Gene Bromstead - 1969
 Frank Bruce - 1934
 Tillman Bruett - 1934
 Brian Brunkhorst - 1965, 66, 67, 68
 John Bryant - 1974
 Randy Buchmann - 1973, 74, 75
 Walter Budrunas - 1931, 32
 Erwin Buettner - 1944
 Don Bugalski - 1954, 55, 56
 Larry Bugge - 1929, 30, 31
 Raymond Buivid - 1936
 Dwight Burke - 2006
 Jack Burke - 1968, 69, 70
 James Burke - 1967, 68
 Robert Burns - 1921
 Dave Burton - 1964, 65
 Craig Butrym - 1973, 75, 76, 77
 Roger Buxton - 1964, 65, 66
 Robert Byrd - 1977, 78, 79, 80
 Charles Byrnes - 1921, 22

C

Albert Cafone - 1937, 38, 39
 Rubin Cain - 1921
 Rocke Calvelli - 1963, 64, 65
 Rick Campbell - 1973, 74, 75
 Anthony Candelino - 1988, 89
 Tom Canti - 1929
 Paul Carbins - 1965, 66, 67
 A.J. Cardinal - 1922
 Dennis Carroll - 1955, 56, 57

Ed Carter - 1959, 60, 61
 Cory Casterton - 1933, 34, 35, 36
 William Chandler - 1942, 43, 44, 45
 Joe Chapman - 2003, 04, 05, 06
 Jim Chermak - 1967
 Bob Chmielewski - 1961, 62, 63
 Jim Chones - 1971, 72
 Carlton Christian - 2004
 Andy Chuchvara - 1961
 Harold Clancy - 1928
 Donald Clark - 1945
 D.V. Clark - 1945
 Eugene Clark - 1945, 46, 49, 50
 Greg Clausen - 1998, 1999, 2000, 01
 Odin Clemenson - 1928
 John Cliff - 1997, 98, 99, 2000
 Ric Cobb - 1969, 70
 George Collentine - 1939, 40
 Richard Collentine - 1941, 42, 43
 Jim Cook - 1968
 Arthur Cook - 1921
 Tom Copa - 1984, 85, 86, 87
 Robert Corbett - 1929
 Wendell Corwin - 1933, 34
 Jeff Couch - 1987
 Chris Crawford - 1994, 95, 96, 97
 Mario Crivello - 1960, 61, 62
 Thomas Cronin - 1920
 William Crowley - 1919
 Dave Culver - 1962, 63
 Mike Curran - 1966, 67, 68, 69
 William Curran - 1925, 26, 27, 28
 Ron Curry - 1991, 92, 93
 Pat Cusak - 1950, 51

D

Ed Daniels - 1973, 74
 Michael Davis - 1985, 86
 William Davis - 1978, 79, 80, 81
 James Dean - 1948
 Al Delmore - 1918, 19
 Dave Delsman - 1973, 74, 75
 Robert Demoling - 1925, 26, 27
 Robert Deneen - 1938, 39, 40
 Jack Detinger - 1942
 Hubert Devine - 1917, 18
 Joseph Devine - 1924, 25, 26
 Ron Dibelius - 1958
 Bruce Dickman - 1964
 Roland Diehl - 1950, 51
 Travis Diener - 2002, 03, 04, 05
 David Diggs - 1999, 2000, 01, 02
 Laverne Dilweg - 1926
 Harry Dobraska - 1943
 Jay Dolezal - 1961, 62
 Oliver Dostaler - 1928
 John Doucette - 1945, 48, 49
 Robert Doucette - 1942, 43
 Malcolm Douglas - 1918
 Pat Dowd - 1963, 64
 William Downey - 1943, 44
 Walter Downing - 1985, 86
 Gerald Doyle - 1960
 Jim Dudley - 1977, 78, 79
 Pat Duffy - 1999
 Wilfred (Dukes) Duford - 1921, 22, 23
 Charles Dunn - 1952
 Cornelius Dunn - 1927, 28
 Joseph (Red) Dunn - 1922, 23, 24, 25

E

Norman Ebel - 1940
 Raymond Eckstein - 1944, 45
 Bernard Ederer - 1922, 23
 Roney Eford - 1993, 94, 95, 96
 Alfred Ehrig - 1935, 36, 37
 Clement Eibl - 1935
 Thomas Eidler - 1921
 Charles Eirich - 1936, 37, 38
 Curt Ekmark - 1986, 87
 John Ellenson - 1987, 88
 Maurice (Bo) Ellis - 1974, 75, 76, 77
 Robert (Jim) Elsbury - 1948, 49, 50
 Lawrence Engring - 1945, 46, 47

Herbert Engel - 1944, 45
 Dave Erickson - 1961, 62, 63
 Jim Estes - 1961
 John Evans - 1918
 Joseph Evans - 1945

F

John Fahay - 1924, 25, 26
 Gordon Falls - 1944
 John Farrell - 1942, 43
 Joseph Faupl - 1947, 48, 49, 50
 John Fay - 1918, 19
 John Fedders - 1961, 62
 Art Felker - 1949, 50, 51
 Tom Fetherston - 1956, 57
 Mario Fiorani - 1932, 33, 34, 35
 Charlie Fischer - 1983
 Fred Fischer - 1959
 Dan Fitzgerald - 2006
 Joseph Fitzgerald - 1932
 William Fitzgerald - 1922, 23, 24, 25
 Michael Flory - 1987, 89
 Tom Flynn - 1964, 65, 66
 Pat Foley - 1985, 86, 87, 88
 Mike Fons - 1968
 George Frazier - 1971, 72, 73
 Ralph Freeman - 1926
 Andy Freund - 2004
 Andy Friedrich - 1972
 LeRoi Fulmer - 1947

G

Jack Gardner - 1957
 William Gates - 1992, 93, 95
 Anthony Gauckler - 1923
 Guido Gauckler - 1924, 25, 26
 Walter (Swede) Gebert - 1928, 29, 30
 Russell Geldmacher - 1949, 50, 51
 Frank Geralts - 1940
 Donald Gerkan - 1944, 45
 Doug Gill - 1952, 53, 54
 Raymond Gieringer - 1946
 Paul Glasener - 1945, 46
 Frank Glaser - 1928
 John Glaser - 1956, 57, 58
 Ron Glaser - 1961, 62, 63
 Joseph Goemans - 1927, 28
 Alan Gomber - 1964
 Neil Gonyo - 1929, 30, 31
 Jim Goodin - 1966, 67
 John Goodyear - 1940, 41
 Adolph Gorychka - 1933, 34, 35
 Bill Gosse - 1982, 83
 Robert Grace - 1935
 Erwin Graf - 1938, 39, 40
 Frank Graff, Jr. - 1948, 49
 Pete Grant - 1964
 Artie Green - 1979, 80, 81
 John Gresik - 1938, 39
 Tony Gries - 2003, 04
 Chris Grimm - 2003, 04, 05, 06
 Rod Grosse - 1988, 89, 90, 91
 Joseph Grove - 1944
 Gary Grzesk - 1970, 71, 72
 Tom Gurtler - 1957, 58

H

Bronson Haase - 1964, 65
 Paul Hagerty - 1959
 Pete Hall - 1958
 Robert Hall - 1984, 85
 Holton Halverson - 1920, 21
 Charles Hammer - 1939, 40, 41
 Frank Hanley - 2005
 Wade Harbin - 1995
 William Harley - 1919
 William Harrigan - 1928
 Jon Harris - 1999, 2000, 01, 02
 Mark Harris - 1994, 95, 96
 Herbert Harrison - 1984, 85, 86, 87
 Larry Hatchett - 1978, 79, 80, 81
 Mike Haviland - 1957
 Bruce Hayes - 1990, 91
 Jack Heaps - 1917

John Heimsch - 1925, 26, 27
 John Heisdorf - 1929
 Cordell Henry - 1999, 2000, 01, 02
 Edward Herte - 1927, 28
 George Hesik - 1938, 39
 Krunti Hester - 2000
 Arthur Himmelmann - 1927
 Willie Hines - 1984, 85
 Simon Hochhaus - 1932, 33
 Albert Hoffman - 1927
 John Holmes - 1921
 Marty Holmes - 1965, 66
 Jerry Homan - 1973, 74, 75
 Jerry Hopfensperger - 1956, 57
 Bob Hornak - 1961, 62, 63
 Ron Howard - 2002
 Frank Hozeska - 1946
 Carl Hren - 1994
 Harvey Hruska - 1944
 LeRoy Hughes - 1936
 William Hughes - 1938, 39
 Aaron Hutchins - 1995, 96, 97, 98
 Bob Hutchison - 1956, 57, 58
 Donald Huth - 1931
 John Hyde - 1935

I

Raymond Illig - 1921

J

Marcus Jackson - 2004, 05
 Robert Jackson - 2003
 Dominic James - 2006
 Roman (Pat) Jankiewicz - 1948
 John Jansky - 1952, 53, 54, 55
 Robert Jaskulski - 1947, 48, 49, 50
 Len Jefferson - 1961, 62
 John Jimmerson - 1986
 Walter Joers - 1947
 Bill Johnson - 1962
 Charles (Mandy) Johnson - 1982, 83, 84, 85
 Dwayne Johnson - 1982, 83, 84
 Greg Johnson - 1973, 74, 75
 Kevin Johnson - 1986, 87
 Vernioy Johnson - 1946
 Ward Johnson - 1918
 Robert Jonas - 1947, 49
 Abel Joseph - 1994, 95, 97, 98
 Eugene Joyce - 1941

K

Mike Kakuska - 1958, 59
 Gus Kalb - 1917
 Howard Kallenberger - 1943, 44, 46
 Carl Kaminski - 1945
 Harold Kane - 1943
 Edward Karst - 1921, 22
 Gerald Keidel - 1960, 61
 Anthony Kelly - 1940
 Kenneth Penny - 1935, 36
 Paul Kern - 1925
 James Kersten - 1958, 59, 60
 Bernol Ketchum - 1940, 41
 Damon Key - 1991, 92, 93, 94
 Joseph King - 1930, 31, 32
 Willie Kingsley - 1962, 63, 64
 Mike Kinsella - 2005, 06
 Ernest Kivisto - 1943, 46
 Junius Klumb - 1923, 24, 25, 26
 Roland Klumb - 1923, 24, 25
 Don Kojis - 1959, 60, 61
 Conrad Kolb - 1918, 19
 Jim Kollar - 1958, 59, 60
 Frank Komar - 1935, 36
 William Komenich - 1939, 40, 41
 Daniel Koster - 1939
 William Kosterman - 1943
 Gil Krueger - 1950, 51
 Joe Krysiak - 1989, 90, 91
 Raymond Kuffel - 1942, 43, 47
 George Kuker - 1938, 39
 Ernest Kukla - 1933, 34, 35
 James Kuppe - 1943





L
 Robert Lackey - 1971, 72
 Guy Lam - 1970, 71, 72
 Jim Langenkamp - 1967, 68
 Mark Lavin - 1977
 Vic Lazzaretti - 1983, 84
 John Leaf - 1969
 Alfred (Butch) Lee - 1975, 76, 77, 78
 Oliver Lee - 1978, 79, 80, 81
 Craig Leonard - 1964, 65
 Holly Lopley - 1934
 John Leurck - 1988, 89, 90
 Gerald Liska - 1934, 35, 36
 Shane Littles - 1994
 Robb Logterman - 1991, 92, 93, 94
 J.C. Long - 1918, 19
 Herbert Lonsdorf - 1932
 Jamil Lott - 2006
 Jarrod Lovette - 1996, 97, 98
 Maurice Lucas - 1973, 74
 Brad Luchini - 1966, 67, 68
 Charles Luter - 1989, 90, 91

M
 Joe Mack - 1958, 59
 Edward Magnus - 1948, 49, 50
 Jon Malmstrom - 1963
 Douglas Mangan - 1933
 William Mangan - 1934
 Walter Mangham - 1958, 59, 60
 Dennis Manning - 1941
 Donald Marek - 1949, 50, 51, 52
 Edward Marek - 1918
 Marc Marotta - 1981, 82, 83, 84
 Dean Marquardt - 1979, 80, 81, 82
 Gerald Martens - 1927
 Dameon Mason - 2004, 05
 Joseph Masnaghetti - 1950
 Clem Massey - 1956, 57, 58
 Dane Mathews - 1965
 Wesley Mathews - 2006
 Frank McCabe - 1946, 47, 48, 49
 Zack McCall - 1995, 96
 Bob McCarthy - 1955, 56
 Thomas McCarthy - 1940, 41
 Amal McCaskill - 1992, 94, 95, 96
 Ralph McClone - 1948, 49, 50
 Francis McCormick - 1925, 26
 Richard McCormick - 1984
 Vincent McCormick - 1921
 James McCoy - 1957, 58, 59
 William McDonald - 1939, 40
 Francis McElligott - 1930, 31, 32
 Mike McGonigle - 1980
 Allie McGuire - 1971, 72, 73
 Jim McIlvaine - 1991, 92, 93, 94
 Robert McIntosh - 1943
 John McKenna - 1922, 23, 24, 25
 Patrick McKenzie - 1921
 Charles McLaughlin - 1929
 Hugh McMahan - 1969, 70, 71
 LeRoy McMahan - 1936, 37, 38
 John McNamara - 1931
 Jerrel McNeal - 2006
 Larry McNeill - 1972, 73
 Terry McQuade - 1969, 70, 71
 Thomas McQueen - 1931, 32
 Jack Meganck - 1948
 Dean Meminger - 1969, 70, 71
 Kevin Menard - 2002
 Scott Merritt - 2001, 02, 03, 04
 Don Metz - 1954, 55, 56
 Alex Meyer - 1929
 Don Meyers - 1945, 46
 Robert Meyers - 1944, 45, 46, 47
 Bart Miller - 1997, 98, 99, 2000
 Tony Miller - 1992, 93, 94, 95
 Mike Mills - 1971, 72, 73
 John Millunze - 1942, 46, 47
 Joe Mimlitz - 1964, 65
 DeMarcus Minor - 1998
 Melvin Mochalski - 1945
 Benny Moore - 1985, 86
 Lloyd Moore - 1983
 Mike Moran - 1957, 58, 59
 L.C. Moran - 1921, 22, 23
 Leo Moriarity - 1918, 19, 20

Raymond Morstadt - 1934, 35, 36
 Ben Moser - 1929, 30, 31
 John Mueller - 1998, 99, 2000, 01
 Edward Mullen - 1933, 34, 35
 Robert Mullen - 1938, 39
 Walter Mullen - 1942, 43
 LeRoy Muth - 1936
 Cyril Multhauf - 1936
 Clarence Mundt - 1931, 32
 John (Jack) Myers - 1949, 50, 51

N
 Delbert Nachazel - 1952, 53, 54
 Jack Nagle - 1939, 40
 Bill Neary - 1973, 75, 76, 77
 Joe Nethen - 1988, 89, 90
 Abel Netzer - 1919
 Paul Newman - 1983
 George Nicoud - 1936
 Richard Nixon - 1961, 62, 63
 Oluoma Nnamaka - 1999, 2000, 01, 02
 Steve Novak - 2003, 04, 05, 06
 Brian Nyenhuis - 1981, 82

O
 Eugene O'Brien - 1941
 Gerald O'Brien - 1953
 Paul O'Brien - 1931
 Edward O'Byrne - 1926
 James O'Connell - 1946, 47, 48
 James O'Donnell - 1929, 30, 31
 Pat O'Keefe - 1954, 55, 56
 Robert O'Keefe - 1936, 37, 38
 Edward Oleniczak - 1949
 Earl O'Malley - 1921
 Mark O'Malley - 1919, 20, 21
 Donald Orth - 1942
 Mark Ostrans - 1971, 72, 73
 James Ove - 1947, 48

P
 Tom Packee - 1963
 John Padden - 1927, 28, 29
 Orlando Palesse - 1946
 Melvin Paterson - 1921
 William Pautkee - 1944
 Ulice Payne - 1976, 77, 78
 Robert Paynter - 1946
 Ben Peavy - 1992, 93
 Melvin Peterson - 1947, 48, 49, 50
 Richard Peterson - 1947, 48, 49, 50
 Anthony Pieper - 1994, 95, 96, 97
 Robert Pierce - 1942, 43
 Bob Piercy - 1970
 Leonard Piontek - 1947
 Joel Plinska - 1959, 60, 61
 Joel Pogodzinski - 1994
 Michael Poja - 1941
 John Polonowski - 1997, 98, 99, 2000
 Charles Polzin - 1943, 44, 47
 Gerald Posey - 1989
 Jim Poulsen - 1962, 63, 64
 Trevor Powell - 1988, 89, 90, 91
 John Powers - 1951, 52
 Pedro Prado - 1944, 45
 Joe Price - 1964
 Scott Przybyla - 1988
 John Puk - 1952, 53, 54
 Dick Pyzunski - 1961

Q
 Dave Quabius - 1938, 39
 Richard Quinn - 1922, 23, 24, 25
 James Quirk - 1927

R
 Ron Rahn - 1968, 69, 70
 Francis Ramierz - 1950, 51
 Terry Rand - 1954, 55, 56
 James Rasmusen - 1935, 36, 37
 Leo Ratchen - 1920, 21, 22
 Steve Raymonds - 1972, 73
 Floyd Razner - 1927, 28, 29
 Terry Reason - 1982, 83, 84
 James Reavley - 1940, 41
 William Redmond - 1931
 Tony Reeder - 1985, 86, 87, 88

Charles Regan - 1922, 23
 Matthew Reich - 1940, 41
 John Reider - 1968, 69
 Pierce Reilley - 1918, 19, 20
 M.O. Reinhart - 1923
 Joel Reitinger - 1960
 Ken Rice - 1986, 87
 Greg Ripp - 1960
 Glenn (Doc) Rivers - 1981, 82, 83
 Tim Rogan - 1959
 William Rogers - 1939, 40, 41
 Alfred Rohloff - 1941
 Eugene Ronzani - 1932, 33, 34
 Floyd Ronzani - 1932, 33
 Tom Rooyackers - 1963
 Gary Rosenberger - 1975, 76, 77, 78
 Robert Rosendahl - 1941, 42, 43, 46
 Frank Rozga - 1941
 William (Cy) Rubado - 1935, 36, 37
 Al Rudolph - 1933
 Clare Ruehl - 1931
 Todd Novak - 2003, 04, 05, 06
 William Ryan, Jr. - 1949

S
 Edwin Sadowski - 1947
 William Saffeld - 1939, 40
 Terry Sanders - 2001, 02, 03, 04
 Anthony Santilli - 1950
 Samuel Saucedo - 1947, 48, 49, 50
 Eugene Sanders - 1921
 Thomas Savage - 1931, 32, 33
 Joe Scanlon - 1960, 61, 62
 Adam Schabes - 1992, 93
 C.C. Schad - 1923, 24, 25
 Robert Schaefer - 1943
 Jay Schauer - 1956
 Tom Schilke - 1963
 John Schimenz - 1947
 Terrell Schlundt - 1980, 81, 82, 83
 Eric Schnepf - 1950, 51
 Roger Scholbe - 1944
 Gene Schramka - 1950, 51, 52
 Jerome Schudrowitz - 1941, 42, 43
 Carl Schuette - 1943
 William Schuette - 1930
 Rueben (Rube) Schulz - 1952, 53, 54, 55
 Jack Schumacker - 1928, 29
 Richard Schwab - 1951, 52, 53
 Franklin Schweers - 1941
 Howard Scott - 1934, 35
 Tom Sebastian - 1957
 Elmer Seefeld - 1935, 36
 Fredrick Seegar - 1934, 35, 36
 Lawlor Seely - 1927
 Dale Sevcik - 1952, 53, 54, 55
 Jeff Sewell - 1968, 69, 70
 Richard Shaw - 1995, 96, 97, 98
 William Sheely - 1921, 22
 Greg Shimon - 1979, 80, 81, 82
 Charles Shinner - 1937
 Albert Shipley - 1930, 31, 32
 John Sichterman - 1984, 85
 Jared Sighting - 2003, 04
 Glenn Sievers - 1951, 52, 53
 Blanton Simmons - 1966, 67, 68
 Michael Sims - 1985, 86, 87, 88
 Erich Siverling - 1951, 52, 53
 Alvin Skat - 1942, 43, 47
 Billy Joe Smith - 1965, 66
 Gene Smith - 1966, 67
 Jim Smith - 1954, 55, 56
 Leo Smith - 1933
 Marcell Smith - 1921
 Morley Smith - 1966
 Pat Smith - 1967, 68, 69
 Shannon Smith - 1992, 93
 Tony Smith - 1987, 88, 89, 90
 Donald Smolinski - 1981, 82, 83, 84
 Frank Snyder - 1944
 Paul Sokody - 1937, 38, 39
 Tom Sonnenberg - 1969, 70, 71
 Frank Sprafka - 1923, 24
 Kurt Spychalla - 1971, 72, 73
 Joe Stadden - 1932
 William Staffeld - 1938, 39, 40
 Charles Stark - 1921
 Raymond Stawicki - 1946

Bob Steber - 1966
 Harry Stehling - 1926
 Thomas Stemper - 1922, 23, 24
 William Stemper - 1931, 32
 John Stone - 1963, 64
 Joseph Storto - 1939, 40
 Dwaine Streater - 1993, 94, 95, 96
 Walter Stumpf - 1940
 Robert Sullivan - 1948, 49
 Gene Suppelsa - 1957, 58, 59
 George Sutter - 1939, 40
 Anthony Swanke - 1935
 Michael Swiecicki - 1941, 47

T
 William (Earl) Tatum - 1973, 74, 75, 76
 Joe Thomas - 1968, 69, 70
 Gil Thomsen - 1940
 George Thompson - 1967, 68, 69
 John Thranow - 1927
 Bernard Toone - 1976, 77, 78, 79
 Todd Townsend - 2002, 03, 04, 05
 James Trad - 1948
 John Traudt - 1934
 James Treis - 1955
 Kerry Trotter - 1983, 84, 85, 86
 Terry True - 1958

V
 Robert Vanderhyden - 1962, 63
 Ray Van Landuyt - 1951
 Robert Van Vooren - 1952, 53, 54, 55
 Robert Van Berekhy - 1939, 40, 41
 Paul Vollmer - 1972, 73, 74, 75
 Vic Vrobel - 1927, 28
 William Vytiska - 1937

W
 Dwiyane Wade - 2002, 03
 Randy Wade - 1972
 William Waite, Jr., 1948, 49
 Bob Walczak - 1952, 55, 56, 57
 Lloyd Walton - 1974, 75, 76
 Brian Wardle - 1998, 1999, 2000, 01
 Jim Warras - 1964
 Marcus Washington - 1972, 73, 74
 Carl Weisner - 1944
 Henry Weisner - 1945, 46
 William Wendt - 1933
 Roy Wernitz - 1942, 43
 Marcus West - 1997, 98
 James Westerdahl - 1944
 Raymond Wherry - 1937
 Jerome Whitehead - 1976, 77, 78
 Kenneth Wiesner - 1945, 46, 47
 Michael Wilson - 1979, 80, 81, 82
 Ralph Wilson - 1952, 53, 54
 Fred Winter - 1944
 Thomas Wise - 1946
 Grant Wittberger - 1951, 52
 Russell Wittberger - 1952, 53, 54, 55
 Michael Wittberger - 1928
 Jon Wochner - 1965
 John Wold - 1944
 Bob Wolf - 1965, 66, 67
 John Wolf - 1989, 90
 Bernard Wolfe - 1936, 37, 38
 Mark Worgull - 1980
 Sam Worthen - 1979, 80
 Eugene Wozny - 1937
 Calvin Wunsch - 1946

Y
 Con Yagodzinski - 1964

Z
 Jeff Zavada - 1990, 91
 Thaddeus Zimowicz - 1953
 Jay Zulauf - 1991, 92, 93
 Francis Zummach - 1932, 33, 34
 Jack Zummach - 1928, 29, 30



MARQUETTE LETTERWINNERS





YEAR-BY-YEAR RESULTS

1916-17 (8-3)

Coach: Ralph Risch

Captain: John Fay

Leading Scorer: Al Delmore (7.3 ppg)

J 13	at Whitewater Normal	W	35-26
J 20	at Milwaukee Normal	W	24-16
J 24	at Concordia (Wis.)	W	35-31
F 3	at Campion	L	14-22
F 16	Carroll	L	21-24
F 20	at Milwaukee Normal	W	22-7
F 24	Oshkosh Normal	W	24-16
F 26	at Carroll	W	22-19
M 2	at Lawrence	L	12-19
M 10	Beloit	W	23-14

1917-18 (4-6)

Coach: Jack Ryan

Captain: J.C. Long

Leading Scorer: Al Delmore (5.1 ppg)

D 14	at Lawrence	L	13-25
D 19	at Wisconsin	L	14-15
J 14	Carroll	W	44-11
J 19	Milwaukee YMCA	L	10-26
J 26	Lawrence	W	28-14
F 9	at Ripon	W	22-17
F 15	at Northwestern College	L	12-24
F 16	at DePaul	L	17-21
F 22	DePaul	W	20-19
M 2	Ripon	L	10-20

1918-19 (no games)

1919-20 (9-3)

Coach: Jack Ryan

Captain: Mark O'Malley

Leading Scorer: Mark O'Malley

J 9	at Ripon	L	15-17
J 10	at Oshkosh Normal	W	17-9
J 17	Milwaukee YMCA	W	20-14
J 24	Beloit	W	28-16
J 26	Milwaukee Normal	W	22-18
J 31	at Notre Dame	W	23-22
F 4	Milwaukee Normal	W	31-14
F 14	Oshkosh Normal	W	32-14
F 20	at Stout	W	35-17
F 21	at St. Thomas (Minn.)	L	11-17
F 27	at Beloit	W	16-10
M 5	Ripon	L	16-29

1920-21 (14-3)

Coach: Frank Murray

Captain: Mark O'Malley

Leading Scorer: Red Dunn

D 18	Wisconsin	L	18-23
J 1	at Jonesboro (Ind.) YMCA	W	26-25
J 2	at Memphis YMCA	L	13-14
J 3	at Vanderbilt	W	29-6
J 4	at Nashville	W	44-13
J 5	Evansville YMCA	W	31-16
J 8	Hamline	W	38-22
J 15	at St. Viator	W	26-13
J 27	at Dubuque	W	26-13
J 28	at St. Thomas (Minn.)	W	24-19
J 29	at Hamline	L	23-30
F 5	at Notre Dame	W	26-19
F 9	Michigan Coal Mines	W	39-23
F 11	at Oshkosh Normal	W	17-13
F 25	Lawrence	W	23-13
M 2	Campion	W	29-20
M 7	Northwestern	W	31-18

1921-22 (15-5)

Coach: Frank Murray

Captain: Dukes Deford

Leading Scorer: Dick Quinn (7.0 ppg)

D 10	at Milton	W	22-10
D 17	Oshkosh Normal	W	27-10
D 21	at Jonesboro (Ind.) YMCA	L	19-20
D 23	at Memphis YMCA	L	12-20
D 24	at Nashville	W	15-9
D 26	at Nashville	W	28-15
D 27	at Evansville YMCA	W	22-10
D 28	at Vincennes	W	24-21
D 29	at Michigan City (Ind.)	W	45-32
D 30	at Gary (Ind.) YMCA	W	22-21
D 31	at South Bend	L	17-25
J 14	at Bradley Tech	W	23-16
F 2	Indiana	L	17-20
F 9	at Columbia	W	21-10
F 10	at St. Mary's (Minn.)	W	27-6
F 11	at St. Thomas (Minn.)	L	11-21
F 16	at Michigan State	W	26-19
F 17	at Detroit	W	38-22
F 18	at St. Viator	W	20-10
F 25	at DePaul	W	44-17

1922-23 (19-2)

Coach: Frank Murray

Captain: Red Dunn

Leading Scorer: Dick Quinn

D 12	Milton	W	26-10
D 15	at Armour Tech	W	32-13
D 16	Butler	W	18-17
D 21	DePaul	W	23-16
J 3	at Wisconsin	W	9-8
J 8	Augustana	W	11-8
J 12	Lombard	W	19-18
J 13	Lombard	W	16-9
J 19	at Detroit	W	21-11
J 20	at DePaul	L	16-39
J 27	Carroll	W	21-18
F 1	St. Mary's (Minn.)	W	35-2
F 8	at Augustana	W	24-14
F 9	at Creighton	L	9-24
F 10	at Creighton	W	19-15
F 16	St. Viator	W	18-15
F 19	Detroit	W	16-13
F 22	Creighton	W	25-16
F 23	Creighton	W	7-6
F 24	Armour Tech	W	27-19
F 28	at Carroll	W	33-19

1923-24 (10-10)

Coach: Frank Murray

Captain: Dick Quinn

Leading Scorer: Dick Quinn

D 10	Milwaukee Normal	W	22-5
D 12	Milton	W	21-8
D 17	Millikin	W	22-14
D 19	Wisconsin	L	7-27
J 3	Franklin	L	18-19 2ot
J 5	at Iowa	W	21-20
J 10	Augustana	W	30-23
J 12	Carroll	W	26-13
J 18	at Lombard	L	19-34
J 19	at Lombard	L	16-34
J 26	Lawrence	W	16-12
J 28	DePaul	W	20-18
F 8	Creighton	L	17-28
F 9	Creighton	W	20-18
F 13	Butler	L	18-24
F 16	St. Mary's (Minn.)	W	25-11
F 23	at Franklin	L	15-47

F 25	at DePaul	L	20-29
F 29	at Creighton	L	21-39
M 1	at Creighton	L	12-34

1924-25 (8-11)

Coach: Frank Murray

Captain: John Fahay

Leading Scorer: Robert Demoling (3.6 ppg)

D 10	Milton	W	17-12
D 13	Millikin	L	12-22
D 16	Milwaukee Normal	W	16-11
D 20	Butler	L	17-25
J 1	Iowa	L	17-28
J 7	DePaul	L	16-26
J 10	Creighton	L	15-31
J 16	at Millikin	L	12-31
J 17	at Concordia (Mo.)	W	23-15
J 21	at Carroll	L	16-36
J 24	Lawrence	L	13-25
J 29	St. Viator	W	29-22
F 7	at Loyola (Ill.)	W	18-17
F 10	at Lawrence	L	17-33
F 12	Carroll	W	18-17
F 20	at Armour Tech	L	16-32
F 21	at Creighton	L	13-24
F 24	Armour Tech	W	30-13
F 28	Loyola (Ill.)	W	31-20

1925-26 (8-13)

Coach: Frank Murray

Captain: Robert Demoling

Leading Scorer: Robert Demoling

D 5	Milwaukee Normal	W	30-14
D 10	Milton	W	25-10
D 14	Minnesota	W	28-17
D 18	Wisconsin	L	26-42
J 2	Iowa	L	16-19
J 5	Mercer	L	21-28
J 8	at Millikin	L	18-28
J 9	at Saint Louis	L	19-32
J 11	at Vanderbilt	W	19-16
J 12	at Georgia Tech	L	19-23
J 13	at Mercer	L	26-32
J 23	Creighton	W	17-15
F 4	at Lawrence	L	17-18
F 6	Butler	L	20-42
F 11	at Michigan State	W	29-25
F 12	at St. Viator	W	28-24
F 13	at Loyola (Ill.)	L	16-26
F 18	Loyola (Ill.)	W	19-18
F 20	Lawrence	L	13-16
F 26	at Des Moines	L	17-20
F 27	at Creighton	L	16-24

1926-27 (5-10)

Coach: Frank Murray

Captain: Ed Herts

Leading Scorer: Floyd Razner (4.5 ppg)

D 16	Milton	W	33-10
D 22	Wisconsin	L	26-29
D 29	Vanderbilt	L	15-22
J 1	Iowa	L	21-35
J 8	at Michigan State	L	33-35 OT
J 10	at Butler	L	30-33
J 15	Creighton	W	31-22
J 22	Michigan State	W	24-12
F 4	Notre Dame	L	21-27
F 11	at Creighton	L	23-39
F 12	at Des Moines	W	26-24
F 19	Butler	L	23-35
F 22	Lawrence	W	24-22
F 26	at Notre Dame	L	13-33
M 1	at Lawrence	L	25-37

1927-28 (7-11)

Captain: Floyd Razner

Leading Scorer: Jim O'Donnell (6.3 ppg)

D 8	Milw. State Teachers	W	31-22
D 13	at Northwestern	L	22-53
D 21	Loyola (Ill.)	L	9-20
D 29	at Minnesota	L	22-38
J 1	Iowa	L	17-31
J 4	Oregon	W	16-15
J 6	at Lawrence	W	31-21
J 13	at Loyola (Ill.)	L	12-27
J 14	Creighton	W	26-20
J 21	Michigan State	W	21-18
F 4	Butler	L	20-23
F 13	Lawrence	W	29-20
F 17	at Des Moines	W	39-18
F 18	at Creighton	L	21-38
F 23	Notre Dame	L	13-23
F 25	at Michigan State	L	25-30
F 27	at Butler	L	15-53
M 3	at Notre Dame	L	19-24

1928-29 (8-8)

Coach: Frank Murray

Captain: Walter Gerbert

Leading Scorer: Roy Andrew (5.3 ppg)

D 21	at Iowa	L	15-38
J 5	Beloit	W	31-27
J 7	Lawrence	W	25-21
J 12	at Michigan State	L	19-29
J 13	at Detroit	W	21-13
J 19	Creighton	L	20-32
J 21	Grinnell	W	27-25
J 28	at Lawrence	W	28-22
F 2	Drake	W	23-22
F 5	Notre Dame	L	17-29
F 9	at Grinnell	L	22-23
F 18	Detroit	W	19-14
F 23	at Creighton	L	17-26
F 25	at Drake	W	37-31
M 2	at Notre Dame	L	16-19
M 4	Michigan State	L	15-26

1929-30 (11-12)

Coach: Cord Lips

Captain: Jim O'Donnell

Leading Scorer: Roy Andrew (6.7 ppg)

D 10	Milw. State Teachers	W	20-16
D 14	at Grinnell	L	15-22
D 16	at Illinois Wesleyan	L	18-25
D 21	Iowa	W	29-19
D 28	Montana State	L	30-39
J 1	North Dakota State	W	26-17
J 4	Lawrence	W	26-23
J 11	at Notre Dame	L	28-44
J 14	Grinnell	W	26-22
J 18	Creighton	L	17-19
J 20	Detroit	W	30-21
J 31	at Michigan State	L	17-24
F 1	at Detroit	L	23-24
F 4	Notre Dame	L	18-20
F 7	at Northwestern	L	19-40
F 11	at Wisconsin	L	15-29
F 13	Wisconsin	L	22-29
F 15	at Drake	W	22-16
F 17	at Creighton	L	26-28
F 25	at Lawrence	W	26-25
F 27	Drake	W	41-14
M 1	Michigan State	W	21-14
M 4	at Iowa	W	39-21

100

YEAR-BY-YEAR RESULTS





1930-31 (11-7)

Coach: Bill Chandler

Captain: Joe King

Leading Scorer: Whitey Budrunas (8.9 ppg)

D 8	Milw. State Teachers	W	27-19
D 12	Illinois Wesleyan	W	16-11
D 17	Pittsburgh	L	18-24
D 22	Brigham Young	W	35-31
D 30	Wisconsin	W	16-14
J 6	Chicago	L	20-23
J 9	at Michigan State	L	16-19
J 10	at Detroit	W	26-21
J 13	at Notre Dame	L	23-20
J 19	Creighton	W	22-18
J 31	at Lawrence	W	18-14
F 2	Detroit	W	35-22
F 7	Grinnell	L	17-21
F 16	Lawrence	W	28-24
F 24	at Grinnell	W	33-22
F 25	at Creighton	W	22-21
F 28	Michigan State	L	21-24
M 6	Notre Dame	L	25-26

1931-32 (11-8)

Coach: Bill Chandler

Captains: Whitey Budrunas, Frank Zummach

Leading Scorer: Whitey Budrunas (8.9 ppg)

D 10	at Milw. State Teachers	W	44-24
D 14	Brigham Young	L	32-39
D 17	Lawrence	W	25-22
D 21	Wisconsin	W	26-23
J 4	Chicago	W	36-21
J 12	at Notre Dame	L	31-43
J 18	Creighton	W	30-24
J 20	at Wisconsin	L	16-18
J 29	at Lawrence	W	24-21
F 3	at Purdue	L	23-26
F 4	at Indiana	L	18-30
F 11	Grinnell	W	43-29
F 13	at Detroit	W	31-30
F 15	at Michigan State	L	23-25
F 22	Detroit	W	37-26
F 25	Michigan State	W	43-18
F 27	at Creighton	L	22-51
F 29	at Grinnell	W	40-22
M 4	Notre Dame	L	26-37

1932-33 (14-3)

Coach: Bill Chandler

Captains: Gene Ronzani, Al Shipley

Leading Scorer: Ray Morstadt (9.6 ppg)

D 6	Whitewater St. Teachers	W	45-19
D 10	at Northwestern	L	29-36
D 17	at Wisconsin	W	18-16
D 20	Indiana	W	21-20
J 3	Wisconsin	W	22-16
J 7	at Notre Dame	W	35-32
J 12	at Michigan State	W	32-28
J 14	at Detroit	W	28-20
J 16	Creighton	L	22-27
J 28	Mexico City Falls	W	36-29
F 11	Chicago	W	44-16
F 20	at Carroll	W	35-23
F 25	Michigan State	W	28-21
F 28	Carroll	W	28-20
M 2	Northwestern	W	26-24
M 4	Detroit	W	35-21
M 7	Notre Dame	L	34-36

1933-34 (15-4)

Coach: Bill Chandler

Captains: Adolph Gorychka, Ed Mullen

Leading Scorer: Ray Morstadt (8.5 ppg)

D 6	Oshkosh State Teachers	W	44-19
D 9	Lawrence	W	41-10

D 12	Northwestern	W	24-22
D 16	at Wisconsin	L	30-32
D 20	Nebraska	W	25-22
D 29	at Chicago	W	31-24
J 2	Wisconsin	W	28-26
J 9	at Notre Dame	L	28-30
J 12	Western Michigan	W	37-26
J 18	at Michigan State	W	26-24
J 20	at Western Michigan	L	18-30
F 3	Chicago	W	33-25
F 10	Ohio State	W	39-28
F 17	at Creighton	L	25-31
F 19	at St. Ambrose	W	23-20
F 23	Michigan State	W	40-16
F 28	Ripon	W	40-20
M 3	Saint Louis	W	30-21
M 10	Notre Dame	W	21-20

1934-35 (11-7)

Coach: Bill Chandler

Captain: Ray Morstadt

Leading Scorer: Ray Morstadt (10.9 ppg)

D 7	Milw. State Teachers	W	40-13
D 11	Lawrence	W	48-17
D 15	at Wisconsin	L	20-29
D 17	Chicago	W	33-23
D 22	Wisconsin	W	33-25
D 28	Stanford	W	39-26
J 2	Purdue	L	35-44
J 5	at Chicago	W	28-24
J 8	at Notre Dame	L	20-23
J 14	Creighton	L	29-31
J 17	at Michigan State	L	29-30
J 19	at Western Reserve	W	37-34
F 6	Oshkosh State Teachers	W	42-30
F 16	Northwestern	L	23-34
F 18	Michigan State	W	20-17
F 23	at Saint Louis	L	35-38
F 26	at Lawrence	W	31-24
M 1	Notre Dame	W	36-21

1935-36 (7-12)

Coach: Bill Chandler

Captain: Cy Rubado

Leading Scorer: Charles Eirich (5.7 ppg)

D 2	Milw. State Teachers	W	29-25
D 7	Lawrence	W	37-22
D 10	Chicago	W	28-27
D 14	at Wisconsin	L	22-35
D 21	Wisconsin	L	21-46
D 28	at Minnesota	W	34-31
D 30	Iowa	L	27-31
J 4	Northwestern	L	15-37
J 11	Oshkosh State Teachers	W	32-31
J 14	at Notre Dame	L	22-37
J 17	at Michigan State	W	21-20
J 18	at Michigan State	L	31-35
J 22	Chicago	L	40-45
F 7	Butler	L	35-38
F 15	Western Reserve	W	28-24
F 18	at Saint Louis	L	27-32
F 22	Michigan State	L	28-29
F 29	at Creighton	L	34-44
M 7	Notre Dame	L	34-37

1936-37 (8-8)

Coach: Bill Chandler

Captain: Bob O'Keefe

Leading Scorer: Glenn Adams (5.0 ppg)

D 5	Chicago	W	25-21
D 7	Ripon	W	40-14
D 12	at Wisconsin	L	21-29
D 19	Wisconsin	L	29-35
J 2	Iowa	L	34-37
J 6	at Chicago	W	23-15
J 9	Saint Louis	W	34-29
J 16	at Michigan State	W	32-25
J 18	at Western Michigan	L	26-31

J 23	at Butler	L	26-29
F 6	at Northwestern	L	34-37
F 11	at Saint Louis	W	30-29
F 13	Michigan State	W	31-26
F 20	at Notre Dame	L	24-41
F 24	Creighton	W	44-31
F 27	Notre Dame	L	35-39

1937-38 (14-5)

Coach: Bill Chandler

Captains: Al Cofone, George Hesik, Paul Sokody

Leading Scorer: Paul Sokody (6.7 ppg)

D 4	at Wisconsin	W	32-21
D 7	Northwestern	L	29-31
D 11	at Chicago	L	28-36
D 18	Wisconsin	W	38-32
D 28	Chicago	W	38-21
J 1	Iowa	W	36-23
J 8	Butler	W	39-32
J 15	Western Michigan	W	61-34
J 21	at Michigan State	W	41-24
J 24	at Western Michigan	W	42-36
F 4	at Canisius	L	42-44
F 5	at Niagara	W	48-33
F 9	Notre Dame	W	45-43
F 12	at Butler	W	25-20
F 14	at Kentucky	L	33-35
F 19	Michigan State	W	40-26
F 26	at Creighton	W	33-32
F 28	at Columbia	W	32-30
M 4	at Notre Dame	L	28-39

1938-39 (12-5)

Coach: Bill Chandler

Captains: Erwin Graf, Dave Quabius

Leading Scorer: Bob Deneen (11.4 ppg)

D 5	at Wisconsin	L	26-27
D 10	Chicago	W	43-23
D 17	Wisconsin	W	46-27
D 21	at Chicago	W	40-32
D 23	at Carleton	W	35-28
D 31	Santa Clara	W	33-31
J 2	Butler	W	43-36
J 11	at Long Island	L	34-41
J 13	at Temple	L	36-38
J 21	Western Michigan	W	45-32
F 2	at Northwestern	W	36-26
F 4	at Kentucky	L	31-39
F 11	at Western Michigan	W	37-31
F 13	at Michigan State	L	29-35
F 18	at Notre Dame	W	47-22
F 20	Michigan State	W	38-36
F 25	Notre Dame	W	58-50

1939-40 (7-9)

Coach: Bill Chandler

Captains: Bob Deneen, Bill McDonald

Leading Scorer: Bob Deneen (9.7 ppg)

D 2	Ripon	W	35-26
D 9	at Wisconsin	L	39-46
D 16	Wisconsin	W	41-28
D 21	at Duquesne	L	34-47
D 30	Iowa	W	49-43
J 6	at Wayne State	W	42-39
J 13	at Detroit	W	44-41
J 15	at Michigan State	L	19-48
J 20	Northwestern	W	46-30
F 3	Kentucky	L	45-51
F 7	Chicago	W	41-29
F 12	Detroit	L	25-29
F 17	at Butler	L	32-43
F 20	at Notre Dame	L	39-56
F 24	Michigan State	L	17-21
M 2	Notre Dame	L	32-36

1940-41 (2-13)

Coach: Bill Chandler

Captain: Bill Komenich

Leading Scorer: Bill Komenich (7.2 ppg)

D 7	at Wisconsin	L	32-38
D 14	at Nebraska	L	20-35
D 16	at Creighton	L	12-57
D 21	Wisconsin	W	40-30
D 31	Illinois	L	32-40
J 4	at Chicago	L	28-34
J 10	at Michigan State	L	18-25
J 11	at Detroit	L	45-48
J 14	Duquesne	L	18-24
F 1	at Notre Dame	L	40-58
F 7	Butler	W	41-37
F 15	at Butler	L	38-40
F 22	Michigan State	L	36-37
M 1	Detroit	L	33-36
M 8	Notre Dame	L	39-44

1941-42 (6-11)

Coach: Bill Chandler

Captains: Bernol Ketchum, Matt Reichl

Leading Scorer: Ray Kuffel (8.4 ppg)

D 6	at Wisconsin	L	34-35
D 9	at Illinois	L	43-45
D 13	Chicago	W	49-24
D 20	Wisconsin	L	25-36
D 31	Michigan	W	49-42
J 10	Butler	W	39-29
J 14	at Syracuse	L	29-41
J 16	at Michigan State	L	40-51
J 17	at Detroit	L	32-34
J 31	at Notre Dame	L	42-66
F 5	at Bradley	L	50-52
F 7	Georgetown (N)	L	34-35
F 14	at Butler	W	40-30
F 21	Michigan State	L	45-47
F 28	Detroit	W	42-38
M 7	Notre Dame	W	46-43
M 10	at Great Lakes	L	48-52

1942-43 (9-10)

Coach: Bill Chandler

Captains: Bill Chandler, Jr., Jerry Schudrowitz

Leading Scorer: Ray Kuffel (8.9 ppg)

D 1	Carroll	W	52-37
D 5	at Wisconsin	L	36-45
D 8	Carleton	W	40-36
D 12	at Michigan	L	32-42
D 14	at Chicago	W	53-40
D 19	Wisconsin	L	38-50
D 31	DePaul	L	46-54
J 9	at DePaul	L	37-42
J 11	Michigan State	W	41-32
J 16	Great Lakes	L	54-60
J 30	at Bradley	W	52-45
F 2	at Notre Dame	L	45-50
F 6	Ripon	W	48-39
F 13	at Detroit	L	31-39
F 15	at Michigan State	W	46-39
F 20	Syracuse	W	50-48
F 24	at Great Lakes	L	37-56
F 27	Detroit	W	38-30
M 6	Notre Dame	L	47-49





YEAR-BY-YEAR RESULTS

1943-44 (8-6)

Coach: Bill Chandler

Leading Scorer: Howie Kallenberger (12.1 ppg)

D 4	at Wisconsin	W	51-43
D 11	Lawrence	W	43-31
D 18	Wisconsin	L	37-40
D 31	Camp Grant	L	44-47
J 8	St. Thomas (Minn.)	W	44-30
J 11	at Notre Dame	L	46-52
J 15	Great Lakes	L	36-45
J 18	at Camp Grant	W	46-38
J 21	at DePaul	W	51-49
J 29	Notre Dame	W	60-43
F 2	at Great Lakes	L	24-67
F 11	at Western Michigan	L	30-47
F 12	at Detroit	W	63-34
F 19	Detroit	W	45-11

1944-45 (7-10)

Coach: Bill Chandler

Leading Scorer: Gene Berce (13.4 ppg)

D 2	Milw. State Teachers	W	83-28
D 9	at Wisconsin	L	40-45
D 16	at Northwestern	L	44-58
D 23	Wisconsin	L	39-46
D 30	Minnesota	L	40-43
J 2	at Truax Field	L	42-45
J 6	Western Michigan	L	45-48
J 13	Great Lakes	L	47-57
J 16	at Notre Dame	L	56-79
J 20	Lawrence	W	51-19
J 27	at DePaul	L	32-59
J 31	at Lawrence	W	83-47
F 3	Truax Field	W	73-55
F 6	at Western Michigan	W	52-50
F 10	Detroit	W	50-32
F 13	at Great Lakes	L	65-75
F 17	Notre Dame	W	56-55

1945-46 (11-7)

Coach: Bill Chandler

Captains: Orlando Palesse, Bob Rosendahl

Leading Scorer: Howie Kallenberger (9.3 ppg)

N 23	Carroll	W	46-23
N 26	Milw. State Teachers	W	57-18
D 1	Ripon	W	55-21
D 8	at Wisconsin	L	32-42
D 15	at Northwestern	L	35-64
D 22	Wisconsin	W	62-41
D 31	Nebraska	W	48-36
J 5	Bradley	W	47-30
J 12	Great Lakes	W	47-37
J 18	at Western Michigan	W	47-46
J 19	at Detroit	L	36-43
J 22	at Notre Dame	L	67-69
J 26	at DePaul	L	38-66
F 2	Detroit	L	27-35
F 5	at Great Lakes	L	61-66
F 9	Western Michigan	W	56-47
F 11	at Bradley	W	56-55
F 16	Notre Dame	W	68-59

1946-47 (9-14)

Coach: Bill Chandler

Captain: Chuck Polzin

Leading Scorer: Gene Berce (14.7 ppg)

N 26	Beloit	W	72-43
D 2	Ripon	W	65-46

D 7	at Wisconsin	L	51-65
D 11	at Illinois	L	40-73
D 14	at Northwestern	L	49-63
D 16	Rice	L	38-45
D 21	Wisconsin	W	55-47
D 23	Indiana	L	50-74
D 31	Michigan	L	64-70
J 4	at Detroit	L	41-48
J 6	at Michigan State	L	51-53
J 11	Loyola (Ill.)	L	50-55
J 16	at Bradley	L	59-69
J 18	Ft. Sheridan	W	67-58
J 28	at Notre Dame	L	61-87
F 3	Michigan State	L	55-56
F 7	at St. Thomas (Minn.)	W	70-55
F 11	at DePaul	W	52-45
F 15	Loyola (La.)	W	61-46
F 22	Bradley	W	67-57
F 26	at Loyola (Ill.)	L	52-62
M 1	Detroit	W	71-46
M 8	Notre Dame	L	68-73

1947-48 (9-15)

Coach: Bill Chandler

Captain: Gene Berce

Leading Scorer: Gene Berce (17.7 ppg)

N 29	Ripon	W	64-52
D 6	at Wisconsin	L	50-57
D 8	Wayne State	W	67-55
D 10	at Purdue	L	44-61
D 13	Ohio State	L	70-83
D 20	Michigan	L	70-78
D 31	Wisconsin	L	60-67
J 3	Springfield	W	79-57
J 12	at Detroit	W	71-43
J 13	at Michigan State	L	54-57
J 17	Bowling Green	W	69-66
J 19	at Northwestern	L	38-68
J 24	Loyola (Ill.)	L	64-70
J 28	Illinois	L	66-88
F 2	Regis	W	57-48
F 7	at DePaul	L	49-65
F 10	Loyola (La.)	W	81-52
F 14	Michigan State	L	48-53
F 17	at Loyola (Ill.)	L	58-60
F 20	at John Carroll	W	73-58
F 21	at Bowling Green	L	55-74
F 25	at Notre Dame	L	55-72
F 28	Detroit	W	63-40
M 6	Notre Dame	L	62-76

1948-49 (8-13)

Coach: Bill Chandler

Captain: Frank McCabe

Leading Scorer: Frank McCabe (12.7 ppg)

N 27	Carroll	W	70-37
D 4	at Wisconsin	L	63-67 OT
D 6	at Ohio State	L	47-72
D 11	Purdue	L	51-65
D 20	San Diego State	W	56-50
D 31	Wisconsin	L	34-60
J 3	at Indiana	L	47-56
J 7	at Michigan State	W	68-48
J 8	at Detroit	L	38-39
J 11	St. Thomas (Minn.)	W	61-52
J 14	at John Carroll	W	56-54
J 15	at Bowling Green	L	56-79
J 18	at Loyola (Ill.)	L	41-56
J 24	at Northwestern	L	38-70
J 29	#13 Loyola (Ill.)	L	59-74
F 5	Michigan State	W	59-42
F 8	Notre Dame	L	64-71
F 14	#14 Bowling Green	L	56-59
F 16	at Notre Dame	L	42-59

F 19	Wayne State	W	59-44
F 26	Detroit	W	71-47

1949-50 (6-17)

Coach: Bill Chandler

Captain: Joe Faupl

Leading Scorer: Mel Peterson (10.1 ppg)

N 26	Carroll	W	64-56
N 28	Ripon	W	78-63
D 3	at Wisconsin	L	48-63
D 5	at Ohio State	L	53-82
D 10	Houston	W	69-64
D 12	at Loyola (Ill.)	L	48-76
D 17	Wisconsin	L	45-62
D 31	UCLA	L	52-68
J 7	at #10 Minnesota	L	38-74
J 11	Loyola (Ill.)	L	56-59
J 13	at Michigan State	L	64-81
J 14	at Wayne State	L	50-54
J 28	at Purdue	L	58-74
J 30	Detroit	L	55-64
F 4	at #16 Notre Dame	L	61-79
F 6	at John Carroll	L	64-77
F 7	at Detroit	L	44-57
F 11	Wayne State	W	59-54
F 18	Creighton	W	80-68
F 20	at Northwestern	L	52-61
F 25	Michigan State	W	75-58
F 28	at Saint Louis	L	44-69
M 4	Notre Dame	L	58-65

1950-51 (8-14)

Coach: Bill Chandler

Captain: Russ Geldmacher

Leading Scorer: Grant Wittberger (12.8 ppg)

Leading Rebounder: Grant Wittberger (10.5 rpg)

N 25	St. Norbert	L	53-61
N 27	Ripon	W	64-54
D 2	at Wisconsin	L	42-49
D 4	at Illinois	L	47-66
D 9	Ohio State	L	55-76
D 12	at Michigan	L	37-40
D 16	Wisconsin	W	61-58
D 19	at Michigan State	L	42-74
D 20	at Detroit	L	51-64
D 28	Northwestern	L	69-81
J 8	Detroit	W	65-62
J 13	Wayne State	W	63-49
J 15	at Bowling Green	L	66-72
J 16	at Kent	L	50-56
F 3	at Notre Dame	L	56-82
F 5	at Wayne State	W	50-45
F 10	Purdue	L	58-76
F 17	at Loyola (Ill.)	L	61-67
F 19	at Creighton	W	57-55
F 23	Loyola (Ill.)	L	54-55
F 26	Bowling Green	W	60-56
M 3	Notre Dame	W	55-50

1951-52 (12-14)

National Catholic Champions

Coach: Fred (Tex) Winter

Captain: Gene Schramka

Leading Scorer: Russ Wittberger (12.0 ppg)

Leading Rebounder: Grant Wittberger (9.1 rpg)

N 24	Carroll	W	78-67
N 26	St. Norbert	W	81-37
D 1	at Wisconsin	L	46-48
D 4	Ripon	W	94-27
D 8	at Louisville	L	63-76
D 10	at Purdue	L	68-81
D 15	Michigan State	L	48-53
D 22	Wisconsin	W	51-47

D 27	at Bradley	L	52-61
D 31	#2 Illinois	L	57-68
J 2	Detroit	L	61-63
J 5	Loyola (Ill.)	L	65-66
J 12	Notre Dame	L	56-74
J 19	Valparaiso	L	60-63
F 2	Michigan	W	64-57
F 7	at Notre Dame	W	57-50
F 9	at Bowling Green	W	75-74
F 14	at Toledo	W	58-52
F 16	at Detroit	L	66-72
F 21	at Loyola (Ill.)	L	55-74
F 23	Creighton	W	55-45
F 25	Bowling Green	L	67-68
M 1	at #5 Saint Louis	L	63-98
M 19	Iona*	W	66-59
M 20	St. Francis (N.Y.)*	W	76-57
M 22	St. Francis (Pa.)*	W	76-64

1952-53 (13-11)

Coach: Fred (Tex) Winter

Captain: Dick Schwab, Glenn Sievers

Leading Scorer: Russ Wittberger (19.4 ppg)

Leading Rebounder: Russ Wittberger (8.5 rpg)

D 1	at Michigan	L	72-80
D 5	at Wisconsin	L	55-76
D 6	at Michigan State	L	51-62
D 8	Ripon	W	83-55
D 13	Notre Dame	L	64-84
D 16	St. Norbert	W	110-70
D 20	at Louisville	L	76-78
D 27	at Bradley	W	88-77
D 31	#9 Minnesota	W	70-59
J 3	Loyola (Ill.)	W	66-58
J 8	at Creighton	W	55-54
J 10	at #1 Kansas State	L	72-88
J 12	at Wichita State	W	83-80
J 17	Valparaiso	W	86-67
J 30	at Detroit	W	92-83
F 2	at Toledo	L	70-72
F 7	Louisville	L	83-86
F 9	at Drake	L	67-74
F 14	Drake	W	83-74
F 18	at Notre Dame	L	68-74
F 21	Bowling Green	W	90-67
F 23	at Loyola (Ill.)	W	82-75 OT
M 2	Detroit	W	80-74
M 7	Bradley	L	74-78

1953-54 (11-15)

Coach: Jack Nagle

Captain: Ralph Wilson

Leading Scorer: Terry Rand (15.2 ppg)

Leading Rebounder: Terry Rand (10.3 rpg)

D 1	Ripon	W	80-34
D 4	Wisconsin	L	56-64
D 7	Creighton	W	92-73
D 12	at Michigan	L	74-89
D 14	at Valparaiso	W	82-74
D 17	Michigan State	L	60-65
D 23	at #8 Minnesota	L	73-91
D 28	Yale	L	57-66
D 31	Michigan	L	68-76
J 2	at Louisville	L	68-76
J 5	Toledo	W	80-60
J 9	Drake	W	81-69
J 11	at Loyola (Ill.)	W	68-63
J 16	Valparaiso	W	91-72
J 30	at Bowling Green	L	79-86
F 2	Detroit	W	74-68
F 6	at Drake	L	69-76
F 8	at Creighton	L	82-93
F 12	Bradley	L	90-97





2003 DIVISION I MEN'S BASKETBALL CHAMPIONSHIP

1900

YEAR-BY-YEAR RESULTS

F 15	St. Norbert	W	87-58
F 20	Louisville	L	79-88
F 22	Loyola (Ill.)	W	88-82
F 25	at #6 Notre Dame	L	66-79
F 27	at Detroit	L	76-80
M 6	#5 Notre Dame	L	68-79
M 8	at Bradley	W	76-68

1954-55 (24-3)

NCAA East Regional
Coach: Jack Nagle
Captains: Rube Schulz, Russ Wittberger
Leading Scorer: Terry Rand (15.9 ppg)
Leading Rebounder: Terry Rand (14.7 rpg)

D 1	at Michigan State	L	72-91
D 4	Ripon	W	113-56
D 6	Creighton	W	96-68
D 8	St. Norbert	W	83-47
D 15	at Michigan	W	83-78
D 18	Valparaiso	W	78-67
D 21	South Dakota State	W	89-67
D 28	San Jose State	W	80-68
D 31	#13 Louisville	W	66-62
J 3	Drake	W	74-71
J 8	Bradley	W	97-73
J 10	at Loyola (Ill.)	W	92-77
J 12	at #20 Louisville	W	82-78
J 15	Loyola (Ill.)	W	80-67
J 27	at Loyola (La.)	W	73-70
J 28	at Loyola (La.)	W	90-88 OT
F 5	at Drake	W	64-60
F 7	at Creighton	W	88-77
F 12	Bowling Green	W	101-56
F 14	Detroit	W	100-81
F 16	at Bradley	W	93-83
F 24	at Notre Dame	W	84-74
F 26	at Valparaiso	W	81-68
M 5	vs Notre Dame	L	64-85
M 9	vs Miami (Ohio)*	W	90-79
M 11	vs #2 Kentucky#	W	79-71
M 12	vs #5 Iowa#	L	81-86

*NCAA Tournament (Lexington, Ky.)
 #NCAA Tournament (Evanston, Ill.)

1955-56 (13-11)

National Invitation Tournament
Coach: Jack Nagle
Captain: Don Bugalski
Leading Scorer: Terry Rand (20.3 ppg)
Leading Rebounder: Terry Rand (13.1 rpg)

D 2	St. Norbert	W	88-43
D 7	Valparaiso	W	89-75
D 10	South Dakota State	W	84-70
D 13	Miami (Ohio)	W	71-65
D 16	vs #1 San Francisco*	L	58-65
D 17	vs #6 Duquesne*	W	83-59
D 21	Louisville	L	68-84
D 26	North Dakota	W	72-37
D 29	vs #7 Utah#	L	84-89
D 30	vs #19 Alabama#	L	75-77
J 4	Paris (France)	W	74-43
J 7	Loyola (La.)	W	85-68
J 10	at Valparaiso	W	78-76
J 14	Loyola (Ill.)	W	68-59
J 28	Bradley	L	57-65
F 4	Drake	L	63-66
F 8	Michigan State	W	90-81 OT
F 11	at Louisville	L	65-76
F 14	Creighton	W	73-65
F 18	at Detroit	L	71-72
F 20	at Notre Dame	L	85-88
F 25	at Loyola (Ill.)	W	80-73
F 29	Notre Dame	L	69-87
M 17	vs Seton Hall%	L	78-96

*DePaul Invitational (Chicago Ill.)
 #Sugar Bowl Tournament (New Orleans, La.)
 %National Invitation Tournament (New York, N.Y.)

1956-57 (10-15)

Coach: Jack Nagle
Captain: Dennis Carroll
Leading Scorer: Mike Moran (20.4 ppg)
Leading Rebounder: John Glaser (14.0 rpg)

D 3	St. Norbert	W	77-53
D 5	DePaul	W	61-60 OT
D 8	at Kansas	L	61-78
D 10	North Dakota State	W	78-49
D 15	#4 Louisville	L	68-75
D 17	Drake	W	100-84
D 19	St. Francis (Pa.)	L	72-79
D 22	at Michigan State	L	65-92
D 27	vs Georgia Tech*	W	102-78
D 28	at #11 Oklahoma City*	L	58-63
D 29	vs Memphis State*	L	76-77
J 5	Loyola (Ill.)	L	69-71
J 7	Detroit	W	69-64
J 21	at Minnesota	L	78-99
J 22	at St. Thomas (Minn.)	L	63-69
J 24	at North Dakota	W	72-57
J 30	Creighton	W	67-56
F 2	Bowling Green	W	70-67
F 6	#14 Canisius	W	81-80
F 9	at #8 Bradley	L	65-85
F 13	at #8 Louisville	L	79-99
F 18	at Missouri	L	76-98
F 23	at Loyola (Ill.)	L	79-81 OT
F 26	Notre Dame	L	56-76
M 6	at Notre Dame	L	55-94

*All-College Tournament (Oklahoma City, Okla.)

1957-58 (11-11)

Coach: Jack Nagle
Captain: John Glaser
Leading Scorer: Mike Moran (17.1 ppg)
Leading Rebounder: Walt Mangham (10.2 rpg)

D 2	at Illinois	L	90-100
D 4	St. Norbert	L	47-49
D 6	Missouri	L	56-57
D 9	Kansas	L	62-82
D 14	#15 Notre Dame	W	78-64
D 18	at Louisville	L	65-73
D 20	Nebraska	W	79-64
D 27	vs Georgia Tech*	L	58-67
D 28	vs Columbia*	W	82-51
J 4	Loyola (Ill.)	W	64-61
J 11	Louisville	W	85-79
J 25	at Loyola (Ill.)	L	58-63
J 27	Toledo	W	58-55
F 1	Boston College	W	80-64
F 5	Creighton	W	94-48
F 8	at Creighton	W	78-70
F 10	at Notre Dame	L	74-106
F 15	at Canisius	W	84-80 OT
F 17	at Bowling Green	L	76-91
F 22	at Western Michigan	W	96-68
F 25	Valparaiso	L	74-92
F 27	at Drake	L	76-94

*Motor City Tournament (Detroit Mich.)

1958-59 (23-6)

NCAA Midwest Regional
Coach: Eddie Hickey
Captain: Gene Suppelsa
Leading Scorer: Mike Moran (18.1 ppg)
Leading Rebounder: Don Kojis (13.0 rpg)

D 2	at Wisconsin	W	76-47
D 6	Illinois	W	69-53
D 8	at Nebraska	L	60-62
D 9	at Creighton	W	53-49
D 13	St. Norbert	W	82-74
D 15	Drake	W	79-63
D 18	New York	W	70-59
D 20	Creighton	W	70-49
D 22	#9 Xavier	W	86-71

D 27	Wis.-Milwaukee	W	76-60
J 3	at Detroit	W	78-63
J 5	Loyola (Ill.)	W	70-59
J 9	Air Force	W	67-46
J 13	at Valparaiso	W	96-74
J 31	#17 Louisville	W	66-62
F 2	Detroit	W	75-66
F 4	Bowling Green	W	73-62
F 7	at Loyola (Ill.)	W	90-60
F 9	at DePaul	L	80-89
F 14	at Louisville	L	55-68
F 21	at Xavier (Ohio)	W	79-70
F 24	Notre Dame	W	95-76
F 27	at Western Michigan	W	81-71
F 28	at Toledo	W	56-53
M 4	DePaul	W	82-69
M 7	at Notre Dame	L	35-51
M 10	vs Bowling Green*	W	89-71
M 13	vs #7 Michigan State#	L	69-74
M 14	vs #2 Kentucky#	L	69-98

*NCAA Tournament (Lexington, Ky.)
 #NCAA Tournament (Evanston, Ill.)

1959-60 (13-12)

Coach: Eddie Hickey
Captain: Jim Kollar
Leading Scorer: Don Kojis (20.9 ppg)
Leading Rebounder: Don Kojis (15.4 rpg)

D 3	at New York	L	69-70
D 5	Abilene Christian	W	88-63
D 8	Valparaiso	W	75-58
D 11	South Dakota State	W	74-69
D 14	at Illinois	L	77-89
D 19	Wisconsin	W	84-66
D 22	Stanford	W	63-50
D 26	Wis.-Milwaukee	W	84-70
D 28	at DePaul	L	55-75
J 2	Loyola (Ill.)	W	63-60
J 6	St. Norbert	W	98-64
J 9	Louisville	W	61-57
J 12	#20 Detroit	L	85-89
J 28	St. John's (N.Y.)	L	63-69
J 30	#2 Bradley	L	59-62 OT
F 3	at #14 Detroit	L	58-65
F 6	at Air Force	L	68-70 OT
F 10	at Louisville	W	78-70
F 13	at Loyola (Ill.)	W	79-66
F 15	at Xavier (Ohio)	L	75-79
F 20	at #14 St. Bonaventure	L	70-74
F 23	DePaul	L	63-65
F 25	at Drake	W	73-64
M 1	Xavier (Ohio)	W	67-61
M 4	at Creighton	L	66-69

1960-61 (16-11)

NCAA Midwest Regional
Coach: Eddie Hickey
Captain: Ed Carter
Leading Scorer: Don Kojis (21.4 ppg)
Leading Rebounder: Don Kojis (17.1 rpg)

D 3	North Dakota	W	107-69
D 6	Wis.-Milwaukee	W	99-63
D 10	at Wisconsin	L	51-55
D 13	#16 Wichita State	W	83-79
D 17	#19 Illinois	W	96-87
D 20	Iowa State	W	70-62
D 23	at DePaul	L	78-81 OT
D 29	vs Wake Forest*	W	91-83
D 30	vs #6 Duke*	L	73-86
D 31	vs Villanova*	L	70-75
J 4	Loyola (Ill.)	W	83-71
J 7	#4 Louisville	L	63-84
J 10	at Detroit	W	85-63
J 14	Creighton	W	89-64
J 28	at #3 Bradley	L	68-84
J 31	#2 St. Bonaventure	L	63-92
F 8	DePaul	W	87-64
F 11	at Xavier (Ohio)	W	88-79 OT

F 14	at Loyola (Ill.)	L	78-81
F 18	at Air Force	W	72-63
F 23	at St. John's	L	69-85
F 25	Drake	W	74-72
F 28	Detroit	W	85-69
M 4	at Louisville	L	50-75
M 9	Xavier (Ohio)	W	77-74
M 11	vs Kentucky	W	88-72
M 15	at Houston#	L	61-77

*Dixie Classic Tournament (Raleigh, N.C.)
 #NCAA Tournament (Houston, Texas)

1961-62 (15-11)

Coach: Eddie Hickey
Captain: Dick Nixon
Leading Scorer: Ron Glaser (16.4 ppg)
Leading Rebounder: Dave Erickson (8.4 rpg)

D 1	Aquinas	W	79-50
D 4	at Iowa State	L	68-72
D 9	Northern Michigan	W	98-60
D 15	at #8 Kansas State	L	64-80
D 16	at Kansas	L	62-76
D 20	Wisconsin	L	92-75
D 23	Minnesota	W	69-63
D 27	Wis.-Milwaukee	W	93-50
D 30	Bradley	L	56-87
J 3	at DePaul	W	75-68
J 6	Louisville	W	63-53
J 9	Loyola (Ill.)	W	63-60
J 13	Air Force	W	60-36
J 27	at Saint Louis	L	64-74
F 2	at Wichita State	L	71-79
F 5	Creighton	L	72-79 OT
F 10	Xavier (Ohio)	L	61-68
F 13	at Detroit	W	73-66
F 17	DePaul	W	99-83
F 21	at Louisville	L	63-85
F 24	at Loyola (Ill.)	L	84-98
F 26	Saint Louis	W	80-64
M 1	at Valparaiso	W	86-77
M 3	St. John's (N.Y.)	L	69-71
M 7	Detroit	W	93-92
M 10	at Xavier (Ohio)	W	76-67

1962-63 (20-9)

National Invitation Tournament
Coach: Eddie Hickey
Captain: Dick Nixon
Leading Scorer: Ron Glaser (17.6 ppg)
Leading Rebounder: Dave Erickson (8.8 rpg)

D 3	Wake Forest	W	87-72
D 7	UTEP	W	77-65
D 10	Kansas State	W	72-71
D 15	St. Mary's (Calif.)	W	82-70
D 19	at Wisconsin	L	58-76
D 22	at DePaul	L	72-79
D 28	vs Navy*	W	76-56
D 29	vs Wisconsin*	L	56-70
J 2	at Detroit	W	85-76
J 5	Louisville	W	68-64
J 8	#2 Loyola (Ill.)	L	68-87
J 12	Xavier (Ohio)	W	80-57
J 26	at Drake	W	90-76
J 28	St. John's (N.Y.)	W	51-47
J 31	at Saint Louis	L	62-73
F 2	at Bradley	L	69-85
F 5	Tampa	W	82-60
F 9	Wis.-Milwaukee	W	101-54
F 12	at #2 Loyola (Ill.)	L	90-92 OT
F 16	DePaul	W	87-81
F 20	at Louisville	W	77-76
F 25	Saint Louis	W	69-58
F 28	Detroit	W	77-63
M 2	at Xavier (Ohio)	W	80-67





YEAR-BY-YEAR RESULTS

M 6 at Creighton W 74-68
 M 8 at Air Force L 63-70
 M 19 vs Saint Louis# W 84-49
 M 21 vs Providence# L 64-70
 M 23 vs Villanova# W 66-58
 *Milwaukee Classic (Milwaukee, Wis.)
 #National Invitation Tournament (New York, N.Y.)

1963-64 (5-21)

Coach: Eddie Hickey
Captain: John Stone
Leading Scorer: Tom Flynn (17.3 ppg)
Leading Rebounder: Tom Flynn (10.2 rpg)

D 3 North Dakota W 74-65
 D 7 Western Michigan L 83-84
 D 12 at Memphis State L 74-88
 D 14 at Wake Forest L 62-95
 D 19 Iowa State W 67-62
 D 21 at DePaul L 69-90
 D 27 Georgia Tech* L 83-84
 D 28 Dartmouth* W 98-69
 J 1 at Louisville L 67-85
 J 4 Wis.-Milwaukee W 98-67
 J 8 #3 Loyola (Ill.) L 80-96
 J 11 Xavier (Ohio) L 81-83
 J 23 at Creighton L 57-84
 J 28 Wisconsin L 68-72
 F 1 at #7 Wichita State L 63-100
 F 4 Bradley L 73-81
 F 8 Louisville L 73-85
 F 12 #10 DePaul L 69-72
 F 15 Air Force L 62-78
 F 20 at Detroit L 73-97
 F 22 at Loyola (Ill.) L 81-99
 F 24 Valparaiso L 68-74
 F 26 #8 Villanova L 64-87
 F 29 at St. John's (N.Y.) L 60-68
 M 4 at Detroit L 76-100
 M 7 at Xavier (Ohio) W 98-95
 *Milwaukee Classic (Milwaukee, Wis.)

1964-65 (8-18)

Coach: Al McGuire
Captain: Tom Flynn
Leading Scorer: Tom Flynn (16.5 ppg)
Leading Rebounder: Paul Carbins (11.7 rpg)

D 1 St. Thomas (Minn.) W 69-49
 D 5 Louisville L 60-73
 D 8 at #6 Minnesota L 59-78
 D 12 New Mexico State W 62-54
 D 15 at Valparaiso L 61-72
 D 18 #5 UCLA* L 52-61
 D 19 Wisconsin* W 62-61
 D 22 at Iowa State L 64-73
 D 26 at Loyola (Ill.) L 71-83
 J 2 at DePaul L 54-72
 J 6 Loyola (Ill.) W 71-69 OT
 J 9 Xavier (Ohio) W 80-73
 J 13 at Wisconsin W 59-58
 J 16 at Detroit L 67-79
 J 30 #7 St. John's (N.Y.) W 78-50
 F 4 at Brigham Young L 64-91
 F 6 at Air Force L 73-75
 F 10 Memphis State L 70-82
 F 13 DePaul L 61-67
 F 16 at Washington (Mo.) L 66-72
 F 20 at Bradley L 56-77
 F 22 Creighton L 68-78
 F 25 Wis.-Milwaukee W 79-65
 F 27 at Xavier (Ohio) L 55-56

M 2 Detroit L 76-90
 M 6 #9 Villanova L 69-73
 *Milwaukee Classic (Milwaukee, Wis.)

1965-66 (14-12)

Coach: Al McGuire
Captain: Tom Flynn
Leading Scorer: Bob Wolf (22.0 ppg)
Leading Rebounder: Paul Carbins (11.4 rpg)

D 1 Valparaiso W 80-79
 D 4 DePaul L 69-82
 D 7 North Dakota State W 79-62
 D 9 at Davidson L 65-73
 D 11 at Louisville L 61-70
 D 17 West Virginia* W 100-87
 D 18 Washington* W 75-74
 D 22 #3 Wichita State W 95-76
 D 28 vs Yale# W 74-68
 D 29 at Evansville# L 86-88
 J 3 Wisconsin L 72-73
 J 5 Loyola (Ill.) L 65-87
 J 8 Xavier (Ohio) W 103-64
 J 11 at Toledo L 71-77
 J 15 Indiana State W 94-74
 J 29 at Detroit W 81-74
 F 5 at #5 Loyola (Ill.) L 84-85
 F 7 Washington (Mo.) W 90-72
 F 9 at DePaul L 70-76
 F 12 Air Force L 79-83OT
 F 16 at Xavier (Ohio) L 78-82
 F 19 Northern Michigan W 105-94
 F 21 Wis.-Milwaukee W 82-64
 F 26 at St. John's (N.Y.) L 68-70
 F 28 at Niagara W 71-67
 M 3 Detroit W 87-78
 *Milwaukee Classic (Milwaukee, Wis.)
 #Evansville Holiday Tournament (Evansville, Ind.)

1966-67 (21-9)

National Invitation Tournament Runners-Up
Coach: Al McGuire
Captain: Bob Wolf
Leading Scorer: Bob Wolf (18.4 ppg)
Leading Rebounder: Brian Brunkhorst (7.8 rpg)

D 1 Aquinas W 90-61
 D 3 South Dakota W 99-66
 D 9 at New York W 79-63
 D 10 at Villanova L 78-80
 D 13 Toledo L 76-85
 D 16 South Carolina* L 61-63
 D 17 Fordham* W 82-58
 D 20 Minnesota W 74-61
 D 28 at Dayton L 76-95
 D 30 at Loyola (Ill.) L 72-85
 J 2 Brigham Young W 81-70
 J 4 at Wisconsin W 66-60
 J 7 DePaul W 68-65
 J 11 at Valparaiso W 79-70
 J 14 Xavier (Ohio) W 87-69
 J 28 at Detroit L 92-94 OT
 J 30 Niagara W 80-67
 F 1 St. John's (N.Y.) W 71-54
 F 4 at DePaul L 74-79
 F 8 Loyola (Ill.) W 81-80
 F 11 Davidson W 66-65
 F 15 at Xavier (Ohio) W 71-69
 F 18 Wis.-Milwaukee W 90-80
 F 23 at Denver L 87-100
 F 25 at Air Force W 72-65
 M 2 Detroit W 71-64
 M 11 vs Tulsa# W 64-60
 M 14 vs Providence# W 81-80OT
 M 16 vs Marshall# W 83-78
 M 18 vs Southern Illinois# L 56-71
 *Milwaukee Classic (Milwaukee, Wis.)
 #National Invitation Tournament (New York, N.Y.)

1967-68 (23-6)

NCAA Midwest Regional
Coach: Al McGuire
Captain: Brian Brunkhorst
Leading Scorer: George Thompson (22.9 ppg)
Leading Rebounder: George Thompson (8.6 rpg)

D 2 St. Thomas (Minn.) W 87-45
 D 8 South Dakota W 89-65
 D 11 Air Force W 87-61
 D 15 Florida State* W 64-60
 D 16 Wisconsin* L 65-77
 D 20 Villanova W 80-67
 D 22 at Portland W 73-65
 D 27 vs Ohio State# W 64-60
 D 29 vs #2 Houston# L 65-77
 D 30 vs Northwestern# W 80-67
 J 3 DePaul W 71-50
 J 6 Dayton W 83-68
 J 11 Wisconsin W 71-56
 J 13 Denver W 82-57
 J 26 at Loyola (Ill.) L 71-79
 J 27 at Detroit W 80-70
 F 3 at DePaul W 58-53
 F 7 Loyola (Ill.) W 71-57
 F 10 Xavier (Ohio) W 72-57
 F 14 Wis.-Milwaukee W 94-57
 F 17 Detroit W 81-70
 F 19 at South Dakota W 75-65
 F 24 at St. John's (N.Y.) W 57-56
 F 26 at Xavier (Ohio) L 83-88 OT
 F 29 Creighton W 75-57
 M 2 at Western Michigan L 66-73
 M 9 Bowling Green% W 72-71
 M 15 at #5 Kentucky& L 89-107
 M 16 East Tennessee State& W 69-57
 *Milwaukee Classic (Milwaukee, Wis.)
 #Rainbow Classic (Honolulu, Hawaii)
 %NCAA Tournament (Kent, Ohio)
 &NCAA Tournament (Lexington, Ky.)

1968-69 (24-5)

NCAA Midwest Regional
Coach: Al McGuire
Captain: George Thompson
Leading Scorer: George Thompson (20.2 ppg)
Leading Rebounder: Ric Cobb (9.7 rpg)

D 2 St. John's (Minn.) W 68-45
 D 3 at Minnesota L 73-75
 D 7 Portland W 75-53
 D 9 at Drake L 63-68
 D 11 Valparaiso W 103-66
 D 14 Denver W 81-70
 D 21 Western Michigan W 76-60
 D 27 Army* W 62-42
 D 28 Wisconsin* W 59-56 OT
 J 4 #7 Detroit W 85-71
 J 7 Loyola (Ill.) W 61-56
 J 9 at DePaul W 77-72
 J 11 Xavier (Ohio) W 82-69
 J 14 Wis.-Milwaukee W 118-60
 J 24 at Loyola (Ill.) W 65-64
 J 28 at Wisconsin L 50-56
 F 1 at Detroit W 75-74
 F 4 Northern Michigan W 84-59
 F 8 Eastern Michigan W 82-58
 F 13 at St. Bonaventure L 62-84
 F 15 DePaul W 66-55
 F 18 at Xavier (Ohio) W 67-54
 F 20 at Denver W 65-61
 F 26 Tulane W 85-72
 M 1 at Creighton W 79-76
 M 3 at Air Force W 69-57
 M 8 Murray State# W 82-62
 M 13 vs #7 Kentucky% W 81-74
 M 15 vs #6 Purdue% L 73-75 OT

*Milwaukee Classic (Milwaukee, Wis.)
 #NCAA Tournament (Carbondale, Ill.)
 %NCAA Tournament (Madison, Wis.)

1969-70 (26-3)

National Invitation Tournament Champions
Coach: Al McGuire
Captain: Joe Thomas
Leading Scorer: Dean Meminger (18.8 ppg)
Leading Rebounder: Ric Cobb (9.1 rpg)

D 2 Northern Michigan W 98-60
 D 6 Wis.-Milwaukee W 86-58
 D 8 at Michigan L 78-86
 D 11 Drake W 72-70
 D 13 North Texas State W 83-60
 D 20 Bowling Green W 64-55
 D 22 Minnesota W 67-51
 D 26 Delaware* W 99-71
 D 27 Wisconsin* W 64-43
 J 3 Detroit W 81-61
 J 6 Loyola (Ill.) W 85-72
 J 10 at DePaul W 72-60
 J 17 Southern Illinois W 67-57
 J 24 Xavier (Ohio) W 82-73
 J 27 Wisconsin W 60-51
 J 31 at Loyola (Ill.) L 72-76
 F 7 at Notre Dame L 95-96 2ot
 F 9 Air Force W 79-74
 F 12 at Saint Louis W 66-54
 F 14 DePaul W 79-60
 F 21 at Detroit W 80-60
 F 23 at Xavier (Ohio) W 81-73
 F 28 Creighton W 76-66
 M 3 at Southern Illinois W 75-68
 M 5 at Tulane W 79-67
 M 14 vs Massachusetts# W 62-55
 M 17 vs Utah# W 83-63
 M 19 vs LSU# W 101-79
 M 21 vs St. John's # W 65-53
 *Milwaukee Classic (Milwaukee, Wis.)
 #National Invitation Tournament (New York, N.Y.)

1970-71 (28-1)

NCAA Midwest Regional
Coach: Al McGuire
Captain: Dean Meminger
Leading Scorer: Dean Meminger (21.2 ppg)
Leading Rebounder: Jim Chones (11.5 rpg)

D 2 St. John's (Minn.) W 87-58
 D 5 Saint Louis W 95-72
 D 8 at Minnesota W 70-61
 D 12 Nevada W 102-74
 D 19 Cal State-Long Beach W 83-66
 D 23 at North Texas State W 67-57
 D 29 Dartmouth* W 98-55
 D 30 Wisconsin* W 72-69
 J 2 at Detroit W 70-61
 J 5 Loyola (Ill.) W 78-63
 J 9 Xavier (Ohio) W 91-60
 J 12 #9 Notre Dame W 71-66
 J 16 New Mexico State W 65-53
 J 23 DePaul W 73-51
 J 26 Northern Michigan W 106-57
 J 29 at Loyola (Ill.) W 87-52
 F 2 at Wisconsin W 89-75
 F 6 at DePaul W 84-55
 F 9 Wis.-Milwaukee W 98-56
 F 13 Detroit W 81-67
 F 20 at Air Force W 77-62
 F 25 at #11 Fordham W 85-80 OT
 F 27 Tulane W 90-76
 M 1 at Creighton W 66-61
 M 3 at Bowling Green W 96-74
 M 6 at Xavier (Ohio) W 76-58
 M 13 vs #20 Miami (Ohio)# W 62-47

1970

YEAR-BY-YEAR RESULTS





2003
DIVISION I
MEN'S
BASKETBALL
CHAMPIONSHIP

M 18 vs #10 Ohio State% L 59-60
M 20 vs #8 Kentucky% W 91-74
*Milwaukee Classic (Milwaukee, Wis.)
#NCAA Tournament (South Bend, Ind.)
%NCAA Tournament (Athens, Ga.)

1971-72 (25-4)

NCAA Midwest Regional

Coach: Al McGuire

Captain: Bob Lackey

Leading Scorer: Bob Lackey (15.2 ppg)

Leading Rebounder: Larry McNeill (9.2 rpg)

D 1 St. John's (Minn.) W 89-50
D 4 Bowling Green W 84-64
D 7 at Memphis State W 74-73
D 11 #9 Michigan W 81-52
D 18 Fordham W 87-68
D 21 Minnesota W 55-40
D 27 Georgetown* W 88-44
D 28 #17 Marshall* W 74-72
J 3 Wisconsin W 72-60
J 9 at #11 South Carolina W 72-71
J 11 at Nevada W 82-55
J 15 Detroit W 68-66
J 19 Loyola (Ill.) W 80-70
J 22 DePaul W 70-61
J 24 at Notre Dame W 71-62
J 29 at Loyola (Ill.) W 69-67
F 5 at DePaul W 79-61
F 9 Xavier (Ohio) W 89-59
F 12 Air Force W 79-56
F 14 Butler W 90-76
F 16 Jacksonville W 88-79
F 19 Creighton W 70-61
F 26 at Detroit L 49-70
F 28 at Xavier (Ohio) W 63-55
M 2 at Tulane W 73-60
M 5 at New Mexico State L 69-73
M 11 vs Ohio# W 73-49
M 16 vs #18 Kentucky% L 69-85
M 18 vs #11 Minnesota% L 72-77
*Milwaukee Classic (Milwaukee, Wis.)
#NCAA Tournament (Knoxville, Tenn.)
%NCAA Tournament (Dayton, Ohio)

1972-73 (25-4)

NCAA Midwest Regional

Coach: Al McGuire

Captain: Allie McGuire

Leading Scorer: Larry McNeill (17.6 ppg)

Leading Rebounder: Maurice Lucas (10.9 rpg)

D 2 St. Thomas (Minn.) W 66-42
D 5 #14 Tennessee W 56-30
D 9 #11 Memphis State W 72-69
D 16 Xavier (Ohio) W 70-52
D 23 at Iowa W 69-61
D 27 Northwestern W 89-85 OT
D 29 Rice* W 71-40
D 30 Wisconsin* W 75-73 2OT
J 3 at Butler W 67-66
J 5 DePaul W 60-59
J 9 Loyola (Ill.) W 82-77
J 13 Notre Dame L 69-71
J 16 at #6 Minnesota L 53-64
J 20 South Carolina W 71-54
J 23 Northern Michigan W 76-55
J 27 at Loyola (Ill.) W 73-54
J 29 at Xavier (Ohio) W 90-61
F 3 at DePaul W 70-55
F 6 at Wisconsin W 64-58
F 10 Tulane W 88-59
F 13 Northern Illinois W 93-80
F 17 Detroit W 77-55
F 20 at Bowling Green W 84-58
F 24 at Fordham W 63-57
M 3 at #4 Cal State-Long Beach L 66-76
M 5 at Creighton W 61-49
M 10 vs Miami (Ohio)# W 77-62

M 15 vs #6 Indiana% L 69-75
M 17 vs #19 Austin Peay% W 88-73
*Milwaukee Classic (Milwaukee, Wis.)
#NCAA Tournament (Dayton, Ohio)
%NCAA Tournament (Nashville, Tenn.)

1973-74 (26-5)

NCAA Runners-Up

Coach: Al McGuire

Captain: Marcus Washington

Leading Scorer: Maurice Lucas (15.8 ppg)

Leading Rebounder: Maurice Lucas (10.6 rpg)

D 1 St. John's (Minn.) W 91-45
D 3 Portland W 83-46
D 5 at Tennessee W 67-65 OT
D 8 Iowa W 86-70
D 15 Minnesota W 68-50
D 18 at Northwestern W 77-63
D 21 Xavier (Ohio) W 68-55
D 28 #12 Arizona* W 76-62
D 29 Wisconsin* W 49-48 OT
J 2 at Xavier (Ohio) W 73-53
J 5 at South Carolina L 58-60
J 8 San Diego State W 90-66
J 12 DePaul W 63-59
J 15 Butler W 73-54
J 19 Fordham W 90-74
J 22 #10 Cal State-Long Beach W 54-52
J 26 at Loyola (Ill.) W 71-54
J 29 at #3 Notre Dame L 63-69
F 2 at DePaul W 70-57
F 5 Wisconsin W 59-58
F 9 Creighton L 69-75
F 16 Loyola (Ill.) W 69-43
F 21 at Manhattan W 73-59
F 23 at Detroit W 61-53
F 27 at Toledo W 61-58
M 2 at Cincinnati L 77-92
M 9 vs Ohio# W 85-59
M 14 vs #6 Vanderbilt% W 69-61
M 16 vs #12 Michigan% W 72-70
M 23 vs #6 Kansas& W 64-51
M 25 vs #1 North Carolina State& L 64-76
*Milwaukee Classic (Milwaukee, Wis.)
#NCAA Tournament (Terre Haute, Ind.)
%NCAA Tournament (Tuscaloosa, Ala.)
&NCAA Tournament (Greensboro, N.C.)

1974-75 (23-4)

NCAA Midwest Regional

Coach: Al McGuire

Captain: Rick Campbell

Leading Scorer: Bo Ellis (16.3 ppg)

Leading Rebounder: Bo Ellis (10.5 rpg)

D 3 St. John's (Minn.) W 92-46
D 7 St. Mary's (Calif.) W 93-66
D 14 Toledo W 64-61
D 18 at Pittsburgh L 58-65
D 21 #4 Louisville L 69-80
D 27 Georgia* W 100-70
D 28 Virginia* W 73-55
J 3 DePaul W 61-60
J 6 at San Diego State W 58-54
J 8 at Portland W 87-57
J 11 Manhattan W 66-62
J 14 #20 South Carolina W 69-60
J 18 Notre Dame W 71-68
J 21 Cincinnati L 58-68
J 29 at Xavier (Ohio) W 73-55
F 1 at DePaul W 72-69
F 4 at Wisconsin W 69-63
F 8 Xavier (Ohio) W 78-55
F 11 Western Carolina W 63-53
F 15 Detroit W 81-62
F 17 at Butler W 77-55
F 20 at Fordham W 101-64
F 22 at South Carolina W 68-65

M 1 Oklahoma City W 86-65
M 8 at #13 Creighton W 64-60
M 10 at Tulane W 73-65
M 15 vs #6 Kentucky# L 54-76
*Milwaukee Classic (Milwaukee, Wis.)
#NCAA Tournament (Tuscaloosa, Ala.)

1975-76 (27-2)

NCAA Midwest Regional

Coach: Al McGuire

Captains: Earl Tatum, Lloyd Walton

Leading Scorer: Earl Tatum (18.3 ppg)

Leading Rebounder: Bo Ellis (9.3 rpg)

D 2 St. Joseph's (Ind.) W 87-60
D 6 Northern Michigan W 56-45
D 13 Drake W 80-58
D 16 Wisconsin W 78-54
D 18 at Minnesota L 73-77 OT
D 20 Northwestern W 75-53
D 29 Miami (Ohio)* W 79-52
D 30 Wisconsin* W 82-66
J 3 South Carolina W 82-70
J 10 at Oklahoma City W 71-60
J 14 at DePaul W 79-72
J 17 Pittsburgh W 73-62
J 19 Xavier (Ohio) W 82-48
J 21 Creighton W 76-62
J 24 Fordham W 92-64
J 26 at Georgia Tech W 55-44
J 31 at Loyola (Ill.) W 85-59
F 5 at Manhattan W 78-59
F 7 at Detroit W 68-66
F 14 #18 Virginia Tech W 68-61
F 16 Tulane W 75-63
F 18 DePaul W 64-53
F 21 at #19 Louisville W 72-62
F 28 at #6 Notre Dame W 81-75
M 5 at Xavier (Ohio) W 74-49
M 7 at South Carolina W 72-66
M 13 vs Western Kentucky# W 79-60
M 18 vs #10 Western Michigan% W 62-57
M 20 vs #1 Indiana% L 56-65
*Milwaukee Classic (Milwaukee, Wis.)
#NCAA Tournament (Dayton, Ohio)
%NCAA Tournament (Baton Rouge, La.)

1976-77 (25-7)

NCAA Champions

NCAA Midwest Regional

Coach: Al McGuire

Captain: Bo Ellis

Leading Scorer: Butch Lee (19.6 ppg)

Leading Rebounder: Bo Ellis (8.3 rpg)

D 1 St. Leo W 80-39
D 6 Western Michigan W 78-53
D 8 at Florida W 64-61
D 11 Penn State W 79-49
D 18 #17 Louisville L 75-78 OT
D 21 #20 Minnesota L 59-66
D 27 #11 Clemson* W 67-49
D 28 Wisconsin* W 64-57
D 31 at Northwestern W 66-53
J 3 Georgia Tech W 63-45
J 8 South Carolina W 65-54
J 11 at Air Force W 74-56
J 16 #19 Notre Dame W 78-69
J 18 at Drake W 62-60
J 22 Xavier (Ohio) W 85-43
J 29 at DePaul W 85-64
F 6 at #12 Cincinnati L 62-63
F 9 Loyola (Ill.) W 81-71
F 12 Manhattan W 86-60
F 14 DePaul L 72-77 2OT
F 16 #15 Detroit L 63-64
F 19 Wichita State L 64-75
F 21 at Wisconsin W 73-58
F 26 at Virginia Tech W 75-70

F 28 at Tulane W 63-44
M 5 at Creighton W 72-60
M 6 at #3 Michigan L 68-69
M 12 vs #11 Cincinnati# W 66-51
M 17 vs Kansas State% W 67-66
M 19 vs #9 Wake Forest% W 82-68
M 26 vs #17 UNC Charlotte& W 51-49
M 28 vs #5 North Carolina& W 67-59
*Milwaukee Classic (Milwaukee, Wis.)
#NCAA Tournament (Omaha, Neb.)
%NCAA Tournament (Oklahoma City, Okla.)
&NCAA Tournament (Atlanta, Ga.)

1977-78 (24-4)

NCAA Midwest Regional

Coach: Hank Raymonds

Captain: Butch Lee

Leading Scorer: Butch Lee (17.7 ppg)

Leading Rebounder: Jerome Whitehead (8.3 rpg)

N 30 St. Thomas (Minn.) W 80-45
D 3 Western Michigan W 59-47
D 6 at Minnesota W 61-44
D 10 Florida W 81-67
D 17 Bowling Green W 86-54
D 22 at #8 Louisville L 60-61
D 26 Eastern Kentucky* W 90-77
D 27 Texas* W 65-56
J 2 at Wichita State W 67-56
J 6 Centenary W 72-56
J 9 at Missouri W 70-52
J 13 Saint Louis W 56-54
J 15 #11 UNLV W 97-81
J 18 #18 DePaul W 80-74
J 21 Washington W 71-63
J 24 Xavier (Ohio) W 78-62
J 28 at Loyola (Ill.) L 64-68
F 2 at Penn State W 73-60
F 5 at North Carolina W 69-66 2OT
F 7 Creighton W 82-57
F 11 Air Force W 76-59
F 14 Wisconsin W 75-64
F 18 Cincinnati W 57-45
F 20 at Xavier (Ohio) W 75-53
F 26 at #9 Notre Dame L 59-65
M 2 Butler W 90-79
M 4 at #6 Detroit W 80-77
M 11 vs Miami (Ohio)# L 81-84
*Milwaukee Classic (Milwaukee, Wis.)
#NCAA Tournament (Indianapolis, Ind.)

1978-79 (22-7)

NCAA West Regional

Coach: Hank Raymonds

Captain: Bernard Toone

Leading Scorer: Bernard Toone (18.7 ppg)

Leading Rebounder: Bernard Toone (6.7 rpg)

N 29 Belmont Abbey W 70-56
D 2 Northern Michigan W 80-50
D 6 at Bowling Green W 72-57
D 9 Missouri W 74-57
D 16 Minnesota W 72-55
D 20 at Western Michigan W 76-60
D 23 at Wisconsin L 52-65
D 29 North Texas State* W 84-69
D 30 UNC Charlotte* W 61-57
J 3 at Brown W 57-49
J 5 at Maine W 57-46
J 9 Southwestern Louisiana W 84-78
J 13 #2 Notre Dame L 60-65
J 16 Cal State-Long Beach W 99-80
J 20 Xavier (Ohio) W 67-50
J 23 Oral Roberts W 75-60
J 28 at #7 Duke L 64-69
J 30 at Creighton W 79-77

1977

YEAR-BY-YEAR RESULTS





YEAR-BY-YEAR RESULTS

F 2	at Saint Louis	W	71-51
F 6	Detroit	L	63-64
F 10	#5 Louisville	W	71-55
F 13	Stetson	W	86-78
F 17	Loyola (Ill.)	W	75-63
F 24	at #20 DePaul	L	60-61
F 27	South Carolina	W	83-64
M 1	at Air Force	W	61-43
M 4	at UNLV	L	83-86
M 10	Pacific#	W	73-48
M 15	vs #6 DePaul%	L	56-62

*Milwaukee Classic (Milwaukee, Wis.)

%NCAA Tournament (Tucson, Ariz.)

%NCAA Tournament (Provo, Utah)

1979-80 (18-9)

NCAA East Regional

Coch: Hank Raymonds

Captain: Robert Byrd

Leading Scorer: Sam Worthen (16.9 ppg)

Leading Rebounder: Robert Byrd (10.0 rpg)

D 1	Eastern Montana	W	75-36
D 4	Fresno State	W	57-54
D 8	Michigan	L	60-63
D 15	Wisconsin	L	56-57
D 22	at Illinois	W	80-78
D 28	St. Mary's (Calif.)*	W	100-74
D 29	Rhode Island*	L	57-64
J 2	Cleveland State	W	93-69
J 4	Brown	W	80-49
J 7	at Cal State-Long Beach	L	69-77
J 12	#2 DePaul	L	85-92
J 15	Maine	W	87-77
J 17	at Xavier (Ohio)	W	76-62
J 19	Florida State	W	74-64
J 22	at #7 Louisville	L	63-76
J 26	at South Carolina	W	80-65
F 2	at Oral Roberts	L	101-102 OT
F 5	Creighton	W	81-71
F 7	at Loyola (Ill.)	W	90-84
F 10	#10 Duke#	W	80-77
F 12	Xavier (Ohio)	W	82-70
F 16	Dayton	W	73-64
F 20	at Stetson	L	72-77
F 24	at #10 Notre Dame	W	77-74
F 27	at Detroit	W	80-76
F 29	Air Force	W	70-50
M 7	vs Villanova%	L	59-77

*Milwaukee Classic (Milwaukee, Wis.)

%Dane County Coliseum (Madison, Wis.)

%NCAA Tournament (Providence, R.I.)

1980-81 (20-11)

National Invitation Tournament

Coch: Hank Raymonds

Captain: Michael Wilson

Leading Scorer: Oliver Lee (17.7 ppg)

Leading Rebounder: Oliver Lee (6.5 rpg)

D 1	Charleston	W	106-58
D 6	Stanford	W	69-58
D 13	Illinois	L	68-69
D 17	at Minnesota	W	92-84
D 19	Cal State-Bakersfield*	W	95-60
D 20	Clemson*	W	68-67
D 23	Western Michigan	W	79-74 OT
D 27	vs Pan American#	L	70-71
D 29	vs Loyola Marymount#	W	91-80
D 30	vs Louisiana Tech#	W	80-66
J 7	Southern Miss	L	72-84
J 10	#5 Notre Dame	W	54-52
J 13	Memphis State	W	86-67

J 15	at Creighton	W	76-66
J 17	South Carolina	L	89-91
J 24	at Dayton	L	73-85
J 26	at Xavier (Ohio)	W	78-59
J 29	at Cleveland State	W	58-54
J 31	at #6 Wake Forest	L	60-83
F 5	at St. Bonaventure	W	75-65
F 7	Detroit	W	65-42
F 10	Xavier (Ohio)	W	78-62
F 14	Louisville	L	60-79
F 17	at UNC Charlotte	L	58-61
F 21	at #3 DePaul	L	71-78
F 24	Loyola (Ill.)	L	63-72
F 26	Valparaiso	W	73-58
M 1	Florida State%	L	78-81
M 4	Stetson	W	91-58
M 10	at Wisconsin	W	64-53
M 13	at Syracuse&	L	81-88

*Milwaukee Classic (Milwaukee, Wis.)

#Rainbow Classic (Honolulu, Hawaii)

%Sun Dome (Tampa, Fla.)

&National Invitation Tournament (Syracuse, N.Y.)

1981-82 (23-9)

NCAA Midwest Regional

Coch: Hank Raymonds

Captain: Michael Wilson

Leading Scorer: Michael Wilson (16.1 ppg)

Leading Rebounder: Dean Marquardt (6.6 rpg)

N 27	vs McNeese State*	W	88-57
N 28	vs Iona*	W	67-54
N 29	vs Southwestern Louisiana*	L	64-81
D 2	Ohio	W	49-45
D 5	#6 Iowa	L	65-68 OT
D 9	at Old Dominion	W	75-70 OT
D 12	Wake Forest	L	65-68 OT
D 19	#8 Minnesota	L	54-76
D 22	at Stanford	W	66-65
D 28	East Tennessee State#	W	96-84
D 29	Arizona State#	W	74-68
J 2	at Loyola (Ill.)	W	81-69
J 6	at Kansas State	L	65-70
J 9	Southwestern Louisiana	W	80-67
J 12	Maine	W	73-46
J 16	Creighton	W	82-61
J 20	at Xavier (Ohio)	W	63-50
J 23	at Iona	W	75-67
J 27	at Memphis State	L	70-77
J 30	at Notre Dame	W	70-62
F 2	UNC Charlotte	W	67-66
F 6	#4 DePaul	L	66-67
F 9	St. Bonaventure	W	40-35
F 13	Virginia Tech	W	52-51
F 16	Duquesne	W	69-55
F 20	Dayton	W	72-58
F 24	at Detroit	W	78-61
F 28	at Louisville	L	68-80
M 6	at Stetson	W	72-61
M 9	Wisconsin	W	94-64
M 11	vs Evansville%	W	67-62
M 13	vs #5 Missouri%	L	69-73

*Great Alaska Shootout (Anchorage, Alaska)

#Milwaukee Classic (Milwaukee, Wis.)

%NCAA Tournament (Tulsa, Okla.)

1982-83 (19-10)

NCAA Midwest Regional

Coch: Hank Raymonds

Captains: Glenn Rivers, Terrell Schlundt

Leading Scorer: Glenn Rivers (13.2 ppg)

Leading Rebounder: Marc Marotta (6.0 rpg)

D 1	Florida A&M	W	91-58
D 4	Texas A&M	W	73-58
D 8	at #7 Iowa	L	66-87

D 11	Northern Illinois	W	66-56
D 18	Marshall	W	79-72
D 20	at Minnesota	L	66-100
D 22	Kansas State	W	61-51
D 27	Wis.-Green Bay*	W	57-47
D 28	Cincinnati*	W	69-52
J 2	at Creighton	W	64-52
J 4	at Arizona State	W	71-65
J 8	Xavier (Ohio)	W	72-64
J 11	Iona	W	85-78
J 15	Notre Dame	L	57-59
J 18	Tennessee Tech	W	78-59
J 23	at #12 Missouri	W	60-59 OT
J 25	at Duquesne	W	72-53
J 29	at Virginia Tech	L	68-72
F 6	at Wake Forest	L	65-78
F 8	Old Dominion	W	53-50
F 12	#11 Louisville	L	73-81
F 15	Loyola (Ill.)	W	97-85
F 17	at Wisconsin	W	68-62
F 23	at Dayton	L	63-65
F 27	at South Carolina	L	64-66
M 1	Stetson	W	69-66 OT
M 6	at DePaul	L	62-74
M 12	Southwestern Louisiana	W	85-64
M 18	vs Tennessee#	L	56-57

*Milwaukee Classic (Milwaukee, Wis.)

#NCAA Tournament (Evansville, Ind.)

1983-84 (17-13)

National Invitation Tournament

Coch: Rick Majerus

Captains: Marc Marotta, Terry Reason,

Don Smolinski

Leading Scorer: Dwayne Johnson (14.0 ppg)

Leading Rebounder: Marc Marotta (7.1 rpg)

N 25	Air Force*	W	80-60
N 26	at Clemson*	L	61-66 OT
D 1	Northeast Louisiana	W	71-57
D 3	Minnesota	W	77-60
D 7	at Providence	L	60-64 OT
D 10	Northwestern	W	64-47
D 17	Syracuse	W	79-68
D 21	#17 Wake Forest	L	65-71 OT
D 27	McNeese State#	W	69-55
D 28	Miami (Ohio)#	W	59-47
D 30	at Northern Illinois	L	78-79
J 7	Missouri	L	57-58
J 9	at Southwestern Louisiana	L	58-68
J 12	Colorado	L	62-66
J 14	South Carolina	W	74-69
J 17	Creighton	W	63-54
J 21	Dayton	W	66-64 OT
J 28	at #14 Louisville	W	65-60
F 1	at Marshall	L	67-68
F 4	at Richmond	W	59-55
F 11	Holy Cross	W	90-69
F 16	Wisconsin	W	74-59
F 18	Stetson	W	69-55
F 22	at Xavier (Ohio)	L	68-82 OT
F 25	at Notre Dame	L	56-65
F 28	Wis.-Green Bay	W	60-49
M 2	at Loyola (Ill.)	L	75-79
M 10	at #4 DePaul	L	49-64
M 15	at Iowa State%	W	73-53
M 19	at Michigan&	L	70-83

*IPTAY Tournament (Clemson, S.C.)

#Milwaukee Classic (Milwaukee, Wis.)

%National Invitation Tournament (Ames, Iowa)

&National Invitation Tournament (Ann Arbor, Mich.)

1984-85 (20-11)

National Invitation Tournament

Coch: Rick Majerus

Captains: Robert Hall, Mandy Johnson

Leading Scorer: Kerry Trotter (12.4 ppg)

Leading Rebounder: Kerry Trotter (6.2 rpg)

D 1	U.S. International	W	74-27
D 4	Loyola (Ill.)	W	74-67
D 6	at Northwestern	W	53-44
D 8	Northern Illinois	W	61-52
D 15	Kansas State	L	54-55
D 20	at Holy Cross	W	74-67 OT
D 26	at Minnesota	L	62-70
D 28	Lehigh*	W	85-56
D 29	Gonzaga*	L	54-60
J 2	Wis.-Green Bay	W	66-48
J 5	at Colorado	W	67-52
J 9	Texas A&M#	L	69-77
J 12	Notre Dame	L	62-63
J 16	Utica	W	55-53 OT
J 19	Providence	W	64-58
J 21	at Western Michigan	W	80-59
J 27	at Creighton	L	59-71
F 3	at #9 Syracuse	L	53-71
F 5	Richmond	W	75-67
F 10	Southwestern Louisiana	W	72-64
F 20	at Xavier (Ohio)	W	69-60
F 23	at Dayton	L	59-72
F 17	Valparaiso	W	88-46
M 2	at DePaul	L	52-69
M 6	at Notre Dame	L	60-66
M 9	DePaul	W	68-64
M 14	Bradley%	W	77-64
M 19	at Cincinnati&	W	56-54
M 24	at Indiana!	L	82-942OT

*Milwaukee Classic (Milwaukee, Wis.)

#The Summit (Houston, Texas)

%National Invitation Tournament (Milwaukee, Wis.)

&National Invitation Tournament (Cincinnati, Ohio)

!National Invitation Tournament (Bloomington, Ind.)

1985-86 (19-11)

National Invitation Tournament

Coch: Rick Majerus

Captains: Walter Downing, Kerry Trotter

Leading Scorer: David Boone (15.3 ppg)

Leading Rebounder: David Boone (10.6 rpg)

N 26	Prairie View A&M	W	84-50
N 30	at Wisconsin	L	74-75
D 4	Western Michigan	W	82-78
D 7	Bradley	L	64-66
D 14	Creighton	W	76-62
D 17	Minnesota	W	74-63
D 21	at Northern Illinois	L	68-74
D 27	Valparaiso*	W	70-57
D 28	Cal State-Long Beach*	W	60-48
J 2	at Kansas State	L	55-56
J 5	at Loyola (Ill.)	W	72-70
J 8	Holy Cross	W	86-46
J 11	Colorado	W	91-71
J 13	at Southwestern Louisiana	W	87-71
J 18	Dayton	W	70-60
J 19	#1 North Carolina	L	64-66
J 24	at Hartford	W	66-55
J 27	at Virginia Commonwealth	L	56-61
F 1	at #14 Notre Dame	L	70-72 OT
F 5	Xavier (Ohio)	L	71-85
F 8	DePaul	W	70-65 OT
F 12	at Lehigh	W	77-66
F 19	at Stetson	W	68-63
F 22	at Dayton	W	82-79
F 26	Wis.-Green Bay	W	66-46
M 1	#12 Notre Dame	L	66-74
M 5	Miami (Fla.)	W	84-62

1990

YEAR-BY-YEAR RESULTS





M 8 at DePaul L 87-95
 M13 #Drake W 79-59
 M 17 # at Missouri State L 69-83
 # National Invitation Tournament

1986-87 (16-13)

National Invitation Tournament
Coach: Bob Dukiet
Captain: David Boone
Leading Scorer: David Boone (15.9 ppg)
Leading Rebounder: David Boone (8.8 rpg)

D 1	Wisconsin	W	84-71
D 3	Lehigh	W	83-66
D 6	Iona	W	87-79
D 13	Tennessee	W	63-56
D 16	at Northwestern	L	54-56
D 20	at Bradley	L	70-73
D 23	at Creighton	W	63-57
D 26	Columbia*	W	79-68 OT
D 27	South Florida*	W	77-61
D 31	at Loyola Marymount	W	75-65
J 3	at Colorado	W	83-68
J 7	Kansas State	L	84-85
J 10	Virginia Commonwealth	L	60-63
J 12	at Western Michigan	W	78-76
J 17	Dayton	W	64-57
J 21	at Loyola (Ill.)	L	68-84
J 24	at Miami (Fla.)	L	89-91 OT
J 29	at Notre Dame	L	48-58
F 4	Valparaiso	W	80-60
F 7	Stetson	W	76-68
F 10	#5 DePaul	L	76-88
F 14	Hartford	W	76-66
F 15	at #3 North Carolina	L	74-83
F 21	at Dayton	L	57-59
F 25	Fordham	W	96-67
F 28	Notre Dame	L	60-72
M 3	Evansville	W	74-63
M 7	at #5 DePaul	L	59-68
M 11	at Nebraska#	L	76-78

*First Bank Classic (Milwaukee, Wis.)
 #National Invitation Tournament (Lincoln, Neb.)

1987-88 (10-18)

Coach: Bob Dukiet
Captain: Pat Foley
Leading Scorer: Tony Smith (13.1 ppg)
Leading Rebounder: Trevor Powell (6.0 rpg)

D 1	Hartford	W	70-61
D 3	at Tennessee	L	56-82
D 5	Xavier (Ohio)	W	67-61
D 10	at Wisconsin	L	55-66
D 12	Western Michigan	W	77-70
D 19	Northwestern	W	77-66
D 22	at Minnesota	L	65-89
D 28	Air Force*	W	80-52
D 29	Cleveland State*	L	70-72
J 3	at Kansas State	L	57-78
J 6	Loyola Marymount	L	98-102
J 9	Notre Dame	L	44-62
J 16	Miami (Fla.)	W	65-51
J 19	at Iona	L	56-71
J 23	at Dayton	L	62-67
J 27	at DePaul	L	66-81
F 1	at Fordham	L	63-83
F 3	Loyola (Ill.)	L	69-76
F 6	Wake Forest	W	76-57
F 8	at Stetson	W	70-57
F 10	Canisius	W	85-73
F 13	Dayton	W	79-56
F 17	at Evansville	L	72-73
F 20	Virginia Tech	L	75-93
F 24	at Valparaiso	L	66-70
M 2	Creighton	L	58-72
M 5	at Notre Dame	L	50-72
M 12	DePaul	L	65-77

*First Bank Classic (Milwaukee, Wis.)

1988-89 (13-15)

Coach: Bob Dukiet
Captain: Mike Flory
Leading Scorer: Trevor Powell (15.1 ppg)
Leading Rebounder: Trevor Powell (6.3 rpg)

N 25	Kent*	W	68-64
N 26	at Virginia*	L	63-80
D 2	Rice#	W	76-60
D 3	Wisconsin#	L	55-70
D 5	Austin Peay	L	72-82
D 8	St. Thomas (Fla.)	W	82-56
D 17	Minnesota	L	67-83
D 19	at Creighton	L	73-79
D 21	Morgan State	W	66-60
J 2	Furman	W	78-56
J 7	at Virginia Tech	W	93-90
J 9	Western Michigan	L	63-68
J 14	Dayton	W	90-86
J 17	DePaul	W	72-64
J 28	at Miami (Fla.)	L	90-106
F 2	at Notre Dame	L	68-83
F 4	at Wake Forest	L	67-70
F 8	Toledo	W	84-65
F 11	Oregon State	L	73-76
F 15	Valparaiso	W	91-83
F 20	Fordham	W	69-68
F 22	at Wisconsin	L	50-61
F 23	Md.-Baltimore Cty	W	88-75
F 25	at Xavier (Ohio)	L	77-102
F 28	Loyola (Ill.)	L	83-91
M 2	at Dayton	W	76-74
M 4	at DePaul	L	79-91
M 8	Notre Dame	L	63-67

*Investor's Classic (Charlottesville, Va.)
 #First Bank Classic (Milwaukee, Wis.)

1989-90 (15-14; 9-5 MCC)

National Invitation Tournament
Coach: Kevin O'Neill
Captain: Tony Smith
Leading Scorer: Tony Smith (23.8 ppg)
Leading Rebounder: Trevor Powell (7.8 rpg)

N 24	at Oregon State	L	57-71
D 1	UNC Wilmington#	W	76-54
D 2	Wisconsin#	L	58-63 OT
D 5	Loyola (Ill.)*	W	75-69 OT
D 9	Notre Dame	W	80-68
D 16	#6 Michigan	L	73-82
D 20	Chicago State	W	77-45
D 23	at DePaul	L	62-71
D 31	Morgan State	W	75-51
J 3	Baptist College	W	83-57
J 6	Xavier (Ohio)*	L	80-86
J 11	at Dayton*	W	95-84
J 18	at Detroit*	W	84-70
J 20	DePaul	W	77-55
J 22	Saint Louis*	W	65-59
J 27	at Evansville*	L	66-70
F 1	at Butler*	W	75-73
F 3	Virginia	L	91-96 OT
F 8	at #21 Xavier (Ohio)*	L	78-83
F 10	Dayton*	L	77-79
F 14	at Notre Dame	L	76-79
F 17	at Loyola (Ill.)*	W	68-48
F 19	at Wisconsin	L	65-82
F 24	at Saint Louis*	L	55-65
F 26	Evansville*	W	90-65
M 1	Detroit*	W	70-69 OT
M 3	Butler*	W	90-70
M 8	Evansville%	L	57-66
M 14	at Penn State&	L	54-57

#First Bank Classic (Milwaukee, Wis.)
 *Midwestern Collegiate Conference game
 %MCC Tournament (Dayton, Ohio)
 & National Invitation Tournament (University Park, Pa.)

1990-91 (11-18; 7-7 MCC)

Coach: Kevin O'Neill
Captains: Mark Anglavar, Rod Grosse, Trevor Powell
Leading Scorer: Damon Key (13.2 ppg)
Leading Rebounder: Trevor Powell (7.3 rpg)

N 14	at #6 Duke#	L	74-87
D 1	at Kansas	L	71-108
D 4	Wisconsin	W	69-58
D 7	Mississippi Valley State%W	W	96-71
D 8	Ark.-Little Rock*	W	75-44
D 19	Prairie View A&M	W	95-68
D 22	at Michigan	L	81-89
D 30	Oklahoma State	L	43-70
J 2	#18 Virginia	L	88-94
J 5	at Dayton*	L	81-103
J 8	at DePaul	L	63-68
J 10	Xavier (Ohio)*	L	93-98 OT
J 17	at Notre Dame	L	73-80
J 19	Loyola (Ill.)*	W	82-36
J 21	at North Carolina State	L	76-89
J 24	at Evansville*	W	68-57
J 26	at Saint Louis*	L	69-73
J 28	DePaul	L	56-84
J 31	Detroit*	W	75-54
F 2	Butler*	L	65-76
F 7	at Xavier (Ohio)*	L	66-71
F 9	Dayton*	W	67-65
F 12	Notre Dame	L	62-63
F 17	at Loyola (Ill.)*	W	75-70 OT
F 21	Evansville*	L	55-59
F 23	Saint Louis*	W	72-69
F 28	at Detroit*	W	74-68
M 2	at Butler*	L	74-84
M 7	Saint Louis&	L	82-92

#Dodge Pre-season NIT (Durham, N.C.)
 %First Bank Classic (Milwaukee, Wis.)
 *Midwestern Collegiate Conference game
 &MCC Tournament (Dayton, Ohio)

1991-92 (16-13; 5-5 GMC)

Coach: Kevin O'Neill
Captains: Ron Curry, Damon Key, Jim McIlvaine
Leading Scorer: Damon Key (13.6 ppg)
Leading Rebounder: Ron Curry (7.2 rpg)

N 22	Prairie View A&M	W	98-55
N 28	Northern Illinois	W	78-71
D 6	Columbia#	W	71-63
D 7	Penn State#	L	56-60
D 15	Cal State-Sacramento	W	79-35
D 17	Mississippi Valley State	W	87-62
D 21	Bethune-Cookman	W	89-53
D 23	Sam Houston State	W	75-44
D 30	Md.-Baltimore Cty	W	93-63
J 2	Chicago State	W	92-55
J 4	at Wisconsin	L	63-81
J 8	at Dayton	L	57-60
J 11	UAB*	W	66-54
J 14	at #3 Oklahoma State	L	52-64
J 18	at Saint Louis*	W	70-67
J 21	Notre Dame	L	63-69
J 25	at Memphis State*	L	55-59
J 28	#5 Kansas	L	61-85
F 1	Cincinnati*	L	57-71
F 4	North Carolina State	W	66-42
F 9	DePaul*	L	58-65
F 15	at UAB*	L	60-64
F 18	at Notre Dame	L	53-60
F 22	Saint Louis*	W	71-48
F 27	at 19 Cincinnati*	L	59-70
M 1	Memphis State*	W	82-67
M 4	at #15 DePaul*	W	73-65
M 12	Saint Louis%	W	74-63
M 13	#12 Cincinnati*	L	49-62

#First Bank Classic (Milwaukee, Wis.)
 *Great Midwest Conference game
 %GMC Tournament (Chicago, Ill.)

1992-93 (20-8; 6-4 GMC)

NCAA Midwest Regional
Coach: Kevin O'Neill
Captains: Ron Curry, Damon Key, Tony Miller
Leading Scorer: Ron Curry (14.4 ppg)
Leading Rebounder: Ron Curry (8.1 rpg)

D 4	North Carolina A&T#	W	84-43
D 5	Manhattan#	W	85-62
D 7	Charleston Southern	W	73-35
D 9	Northeastern Illinois	W	95-65
D 19	American	W	90-74
D 21	Western Illinois	W	83-59
D 26	at #19 UNLV	L	88-94
D 29	at Illinois	W	61-58
J 2	Wisconsin	L	67-77
J 6	Dayton	W	82-44
J 9	at UAB*	W	80-66
J 13	Chicago State	W	96-47
J 16	Saint Louis*	W	65-53
J 18	at Fordham	W	66-40
J 20	Delaware State	W	105-65
J 23	Memphis State*	W	78-66
J 30	at Saint Louis*	W	65-62
F 2	at South Florida	W	69-54
F 6	at DePaul*	W	87-76
F 10	at #8 Cincinnati*	L	53-55
F 13	UAB*	L	38-44
F 17	at Notre Dame	W	69-61
F 20	Wis.-Green Bay	W	63-46
F 25	#10 Cincinnati*	L	57-66
F 27	at Memphis State*	L	63-68
M 6	DePaul*	W	86-75
M 11	Saint Louis%	L	57-63
M 19	vs #23 Oklahoma State&	L	62-74

#First Bank Classic (Milwaukee, Wis.)
 *Great Midwest Conference game
 %GMC Tournament (Memphis, Tenn.)
 &NCAA Tournament (Indianapolis, Ind.)

1993-94 (24-9; 10-2 GMC)

Great Midwest Regular-Season Champions
NCAA Southeast Regional
Coach: Kevin O'Neill
Captains: Damon Key, Robb Logterman, Tony Miller
Leading Scorer: Damon Key (15.6 ppg)
Leading Rebounder: Jim McIlvaine (8.3 rpg)

N 26	at Amer.-Puerto Rico#	W	86-72
N 27	vs East Tennessee State#	W	87-72
N 28	vs Washington State#	L	46-56
D 3	Texas Southern%	W	85-67
D 4	Wis.-Green Bay%	L	45-46
D 7	#16 Illinois	W	74-65
D 12	Ohio State	W	86-66
D 21	Louisiana Tech	W	84-48
D 28	at Northern Illinois	W	73-58
J 2	at #17 Wisconsin	L	52-71
J 5	Memphis State*	W	79-67
J 8	at #9 Arizona&	L	80-94
J 12	at DePaul*	W	71-52
J 19	at #18 UAB*	W	60-58
J 22	#23 Saint Louis*	W	62-52
J 26	at #23 Saint Louis*	L	66-76
J 29	at Memphis State*	W	51-46
J 31	South Florida	W	78-54
F 2	#17 UAB*	W	58-54
F 5	West Virginia	W	75-50
F 10	at Cincinnati*	L	61-60
F 13	Cincinnati*	L	82-8920T
F 15	at Virginia Tech	W	55-48
F 17	Notre Dame	L	58-68
F 20	Dayton*	W	84-62
F 23	at Dayton*	W	63-58
F 27	DePaul*	W	70-62



YEAR-BY-YEAR RESULTS





YEAR-BY-YEAR RESULTS

F 28	San Francisco	W	86-65
M 5	Wis.-Milwaukee	W	73-51
M 11	at Cincinnati*	L	63-72
M 18	Southwestern Louisiana!	W	81-59
M 20	#7 Kentucky!	W	75-63
M 24	#6 Duke+	L	49-59

#San Juan Shootout (San Juan, Puerto Rico)
 %First Bank Classic (Milwaukee, Wis.)
 *Great Midwest Conference game
 &7-Up Shootout (Tucson, Ariz.)
 %GMC Tournament (Cincinnati, Ohio)
 !NCAA Tournament (St. Petersburg, Fla.)
 +NCAA Tournament (Knoxville, Tenn.)

1994-95 (21-12; 7-5 GMC)

NIT Runners-Up
Coach: Mike Deane
Captain: Tony Miller
Leading Scorer: Roney Eford (13.2 ppg)
Leading Rebounder: Amal McCaskill (8.5 rpg)

N 28	UNLV	W	82-74	OT
N 30	at Ohio State	W	82-70	
D 2	Wis.-Milwaukee#	W	101-59	
D 3	Northwestern#	W	94-60	
D 6	Fairleigh Dickinson	W	96-74	
D 10	at San Francisco	W	79-72	
D 20	Ill.-Chicago	L	65-67	
D 23	Creighton	W	82-50	
D 31	#19 Wisconsin	W	80-65	
J 5	Temple&	L	57-69	
J 7	Wis.-Green Bay	L	48-50	
J 12	Cincinnati*	L	64-91	
J 15	UAB*	W	77-54	
J 17	Virginia Tech	L	54-57	
J 20	at Dayton*	W	70-58	
J 22	at Saint Louis*	L	73-81	
J 28	at DePaul*	L	48-63	
F 5	at #23 Cincinnati*	W	59-52	
F 9	Saint Louis*	L	48-55	
F 11	at West Virginia	L	76-78	
F 16	at UAB*	W	80-70	
F 18	at Memphis*	L	71-77	OT
F 21	DePaul*	W	81-71	
F 23	Dayton*	W	70-59	
F 25	at Notre Dame	W	65-63	
M 4	Memphis*	W	80-61	
M 9	UAB%	W	55-46	
M 10	Saint Louis%	L	56-73	
M 15	at Auburn!	W	68-61	
M 20	St. Bonaventure@	W	70-51	
M 22	South Florida@	W	57-50	OT
M 27	Penn State+	W	87-79	
M 29	Virginia Tech+	L	64-65	OT

#First Bank Classic (Milwaukee, Wis.)
 &Busch Atlantic 10-Great Midwest Battle (St. Louis, Mo.)
 *Great Midwest Conference game
 %GMC Tournament (Milwaukee, Wis.)
 !National Invitation Tournament (Auburn, Ala.)
 @National Invitation Tournament (Milwaukee, Wis.)
 +National Invitation Tournament (New York, N.Y.)

1995-96 (23-8; 10-4 C-USA)

NCAA East Regional
Coach: Mike Deane
Captain: Roney Eford
Leading Scorer: Aaron Hutchins (14.0 ppg)
Leading Rebounder: Amal McCaskill (8.9 rpg)

N 26	Wis.-Milwaukee	W	91-74	
D 1	Columbia#	W	72-45	
D 2	Wis.-Green Bay#	W	64-44	
D 6	Coppin State	W	95-69	
D 9	La Salle&	L	65-68	
D 16	#22 Santa Clara%	W	78-49	
D 22	Vermont%	W	89-58	
D 31	at Wisconsin	L	46-55	
J 2	Morgan State	W	98-58	
J 7	Saint Louis*	W	69-47	
J 10	Iowa State	W	58-56	
J 13	at #4 Cincinnati*	L	70-91	
J 15	Ill.-Chicago	W	103-81	
J 17	at DePaul*	W	73-60	
J 20	#9 Memphis*	W	59-55	
J 25	at UNC Charlotte	L	69-79	
J 30	UAB*	W	73-64	
F 4	at Tulane*	L	74-75	
F 7	South Florida*	W	82-61	
F 11	DePaul*	W	75-65	
F 14	at Creighton	W	63-57	
F 18	at Southern Miss*	W	58-55	
F 22	UNC Charlotte*	W	78-68	
F 25	at Saint Louis	L	58-69	
F 28	at #21 Louisville*	W	80-79	OT
M 2	#7 Cincinnati*	W	74-72	
M 7	South Florida!	W	65-56	
M 8	at #14 Memphis!	W	72-60	
M 9	#8 Cincinnati!	L	84-85	OT
M 14	Monmouth@	W	68-44	
M 16	Arkansas@	L	56-65	

#First Bank Classic (Milwaukee, Wis.)
 &Atlantic City Shootout (Atlantic City, N.J.)
 %MECCA Arena
 *Conference USA game
 !Conference USA Championship (Memphis, Tenn.)
 @NCAA Tournament (Providence, R.I.)

1996-97 (22-9; 9-5 C-USA)

NCAA East Regional
Conference USA Tournament Champions
Coach: Mike Deane
Captain: Anthony Pieper
Leading Scorer: Chris Crawford (14.9 ppg)
Leading Rebounder: Faisal Abraham (6.5 rpg)

N 24	Wis.-Milwaukee	W	82-55
N 29	at Santa Clara	L	72-79
D 6	Prairie View A&M#	W	104-49
D 7	Princeton#	L	62-66
D 14	Wis.-Green Bay	W	55-39
D 16	Coastal Carolina	W	66-42
D 19	Appalachian State	W	74-37
D 22	La Salle	W	86-53
D 27	at Dayton	W	65-61
D 31	Wisconsin	W	59-52
J 4	Southern Miss*	W	61-44
J 7	at #4 Iowa State	W	67-64
J 9	DePaul*	W	75-50
J 12	at Memphis*	L	47-54
J 18	Saint Louis*	W	69-48
J 26	at DePaul*	W	61-49
J 30	at South Florida*	W	71-36
F 1	Tulane*	L	53-54
F 5	Maine	L	59-68
F 8	at #12 Cincinnati*	L	70-91
F 15	at UNC Charlotte*	L	46-66
F 17	at UAB*	W	68-52

F 20	#15 Louisville	W	79-71	OT
F 25	at Saint Louis*	W	56-54	
F 27	#9 Cincinnati*	L	74-80	
M 2	Houston*	W	76-67	
M 5	vs DePaul&	W	79-53	
M 6	vs Memphis&	W	63-45	
M 7	vs #10 Cincinnati&	W	91-79	
M 8	vs UNC Charlotte&	W	60-52	
M 14	vs Providence%	L	59-81	

#First Bank Classic (Milwaukee, Wis.)
 *Conference USA game
 &Conference USA Championship (St. Louis, Mo.)
 %NCAA Tournament (Charlotte, N.C.)

1997-98 (20-11; 8-8 C-USA)

National Invitation Tournament
Coach: Mike Deane
Captain: Abel Joseph
Leading Scorer: Aaron Hutchins (15.2 ppg)
Leading Rebounder: Jarrod Lovette (6.9 rpg)

N 14	at Wisconsin	W	65-60	
N 21	Notre Dame	W	72-48	
D 5	Montana State#	W	84-60	
D 6	St. Bonaventure#	W	68-61	
D 14	Wis.-Milwaukee	W	69-56	
D 21	Dayton	W	86-68	
D 23	Central Florida	W	85-58	
D 28	at Ill.-Chicago	W	73-67	
D 31	Saint Peter's	W	71-55	
J 3	at Louisville*	W	71-70	
J 7	UAB*	L	52-65	
J 11	at Cincinnati*	L	51-68	
J 13	at UNC Charlotte*	L	53-66	
J 17	Boston College	L	54-64	
J 19	DePaul*	W	58-49	
J 22	#21 Cincinnati*	W	66-63	OT
J 24	Saint Louis*	L	62-71	
J 29	at Southern Miss*	W	46-43	
F 1	at Tulane*	W	66-40	
F 7	at DePaul*	W	73-51	
F 12	UNC Charlotte*	L	56-58	
F 14	Houston*	W	70-52	
F 19	Louisville*	W	57-52	
F 22	at South Florida*	L	53-57	
F 25	at Saint Louis*	L	65-67	
F 28	Memphis*	L	65-77	
M 4	DePaul&	W	52-50	
M 5	UNC Charlotte&	L	55-63	
M 11	Creighton!	W	80-68	
M 16	Auburn!	W	75-60	OT
M 18	at Minnesota@	L	71-73	

#First Bank Classic (Milwaukee, Wis.)
 *Conference USA game
 &Conference USA Championship (Cincinnati, Ohio)
 !National Invitation Tournament (Milwaukee, Wis.)
 @National Invitation Tournament (Minneapolis, Minn.)

1998-99 (14-15; 6-10 C-USA)

Coach: Mike Deane
Captains: Mike Barga, Jarrod Lovette
Leading Scorer: Brian Wardle (12.3 ppg)
Leading Rebounder: Mike Barga (5.4 rpg)

N 14	at Boston College	W	70-49
N 16	Morgan State	W	85-51
N 19	#13 Oklahoma State#	L	54-57
N 20	Nicholls State#	W	51-48
N 28	at Dayton	L	49-81
D 1	Northeastern%	W	82-68
D 4	Cornell&	W	68-51
D 5	Tulsa&	L	51-67
D 8	Wis.-Milwaukee	W	77-56
D 13	South Florida*	L	63-75
D 19	Baylor	W	74-64

D 23	#20 Wisconsin	L	45-61	
D 31	Ill.-Chicago	W	61-58	
J 4	at #3 Cincinnati*	L	56-75	
J 6	at UAB*	L	66-73	OT
J 9	at DePaul*	L	60-75	
J 13	Louisville*	L	63-78	
J 16	Saint Louis*	W	60-51	
J 21	at UNC Charlotte*	L	61-67	
J 24	DePaul*	W	62-46	
J 28	Tulane*	W	65-59	
J 30	at Saint Louis*	L	46-48	OT
F 6	at Louisville*	L	77-81	
F 10	#4 Cincinnati*	W	62-58	
F 13	UNC Charlotte*	W	69-59	
F 21	at Memphis*	L	79-81	
F 24	Southern Miss*	L	50-59	
F 27	at Houston*	W	65-62	
M 3	Saint Louis%	L	52-59	

#VoiceStream Wireless Challenge (Honolulu, Hawaii)
 %Milwaukee Arena
 &Blue & Gold Coca-Cola Classic (Milwaukee, Wis.)
 *Conference USA game
 !Conference USA Tournament (Birmingham, Ala.)

1999-2000 (15-14; 8-8 C-USA)

National Invitation Tournament
Coach: Tom Crean
Captains: John Cliff and Brian Wardle
Leading Scorer: Brian Wardle (16.6 ppg)
Leading Rebounder: Oluoma Nnamaka (6.7 rpg)

N 20	Chicago State	W	62-43	
N 23	at Minnesota	L	57-66	
N 27	Wofford	W	74-59	
D 3	Western Michigan&	W	76-69	
D 4	Appalachian State&	W	57-51	
D 7	Dayton%	L	60-63	
D 11	at Baylor	L	68-72	OT
D 20	Hampton	W	67-52	
D 23	at Wisconsin	L	74-86	
D 29	Coppin State%	W	63-55	
J 2	Xavier	W	65-63	
J 5	Saint Louis*	W	56-38	
J 8	at #3 Cincinnati*	L	48-67	
J 12	at #19 DePaul*	W	69-60	
J 15	#25 Louisville*	W	66-64	OT
J 19	UNC Charlotte*	W	65-55	
J 23	#1 Cincinnati*	L	60-72	
J 26	at Saint Louis*	L	52-67	
J 29	at UNC Charlotte*	L	54-60	
F 2	at Southern Miss.*	W	79-67	
F 5	Houston*	W	65-61	
F 13	at Louisville*	L	64-76	
F 16	DePaul*	L	35-55	
F 24	at South Florida*	W	61-60	
F 26	Memphis*	L	49-53	
M 1	UAB*	W	68-58	
M 4	at Tulane*	L	68-73	
M 8	vs Houston!	L	75-77	
M 15	at Xavier\$	L	63-67	

&- Blue and Gold Coca-Cola Classic
 %- Milwaukee Arena
 *- Conference USA game
 !- Conference USA Tournament
 \$- National Invitation Tournament





MARQUETTE VS. NATIONALLY RANKED OPPONENTS

Jan. 29, 1949	#13 Loyola (Ill.) 74, at Marquette 59	Jan. 7, 1961	#4 Louisville 84, at Marquette 63
Feb. 14, 1949	#14 Bowling Green 59, at Marquette 56	Jan. 28, 1961	at #3 Bradley 84, Marquette 68
Jan. 7, 1950	at #10 Minnesota 74, Marquette 38	Jan. 31, 1961	#2 St. Bonaventure 92, at Marquette 63
Feb. 4, 1950	at #16 Notre Dame 79, Marquette 61	Dec. 15, 1961	at #8 Kansas State 80, Marquette 64
Dec. 31, 1951	#2 Illinois 68, Marquette 57	Jan. 8, 1963	#2 Loyola (Ill.) 87, at Marquette 68
March 1, 1952	at #5 Saint Louis 98, Marquette 63	Feb. 12, 1963	at #2 Loyola (Ill.) 92, Marquette 90 (OT)
Dec. 31, 1952	at Marquette 70, #9 Minnesota 59	Jan. 8, 1964	#3 Loyola 96, at Marquette 80
Jan. 10, 1953	at #1 Kansas State 88, Marquette 72	Feb. 1, 1964	at #7 Wichita State 100, Marquette 63
Dec. 23, 1953	at #8 Minnesota 91, Marquette 73	Feb. 12, 1964	#10 DePaul 72, at Marquette 69
Feb. 25, 1954	at #6 Notre Dame 79, Marquette 66	Feb. 26, 1964	#8 Villanova 87, at Marquette 64
March 6, 1954	#5 Notre Dame 79, at Marquette 68	Dec. 8, 1964	at #6 Minnesota 78, Marquette 59
Dec. 31, 1954	at Marquette 66, #13 Louisville 62	Dec. 18, 1964	#5 UCLA 61, at Marquette 51
Jan. 12, 1955	Marquette 82, at #20 Louisville 78		(Milwaukee Classic - Milwaukee, Wis.)
March 11, 1955	#8 Marquette 79, #2 Kentucky 71	Jan. 30, 1965	at Marquette 78, #7 St. John's (N.Y.) 50
	(NCAA Tournament - Evanston, Ill.)	March 6, 1965	#9 Villanova 73, at Marquette 69
March 12, 1955	#5 Iowa 86, #8 Marquette 81	Dec. 22, 1965	at Marquette 95, #8 Wichita State 76
	(NCAA Tournament - Evanston, Ill.)	Feb. 5, 1966	at #5 Loyola (Ill.) 85, Marquette 84
Dec. 16, 1955	#1 San Francisco 65, Marquette 58	Dec. 29, 1967	#2 Houston 77, Marquette 65
	(DePaul Invitational, Chicago, Ill.)		(Rainbow Classic - Honolulu, Hawaii)
Dec. 17, 1955	Marquette 83, #6 Duquesne 59	March 15, 1968	#5 Kentucky 107, Marquette 89
	(DePaul Invitational - Chicago, Ill.)		(NCAA Tournament - Lexington, Ky.)
Dec. 29, 1955	#7 Utah 89, Marquette 84	Jan. 4, 1969	at Marquette 85, #7 Detroit 71
	(Sugar Bowl Invitational - New Orleans, La.)	March 13, 1969	#14 Marquette 81, #7 Kentucky 74
Dec. 30, 1955	#19 Alabama 77, Marquette 75		(NCAA Tournament - Madison, Wis.)
	(Sugar Bowl Invitational - New Orleans, La.)	March 15, 1969	#6 Purdue 75, #14 Marquette 73 (OT)
Dec. 15, 1956	#4 Louisville 75, at Marquette 68		(NCAA Tournament - Madison, Wis.)
Dec. 28, 1956	at #11 Oklahoma City 63, Marquette 58	Jan. 12, 1971	at #2 Marquette 71, #9 Notre Dame 66
	(All-College Tournament - Oklahoma City, Okla.)	Feb. 25, 1971	#2 Marquette 85, at #11 Fordham 80 (OT)
Feb. 6, 1957	at Marquette 81, #14 Canisius 80	March 13, 1971	#2 Marquette 62, #20 Miami (Ohio) 47
Feb. 9, 1957	at #8 Bradley 85, Marquette 65		(NCAA Tournament - South Bend, Ind.)
Feb. 13, 1957	at #8 Louisville 99, Marquette 79	March 18, 1971	#10 Ohio State 60, #2 Marquette 59
Dec. 14, 1957	at Marquette 78, #15 Notre Dame 64		(NCAA Tournament - Athens, Ga.)
Dec. 22, 1958	at Marquette 86, #9 Xavier (Ohio) 71	March 20, 1971	#2 Marquette 91, #8 Kentucky 74
Jan. 31, 1959	at #12 Marquette 66, #17 Louisville 62		(NCAA Tournament - Athens, Ga.)
March 13, 1959	#7 Michigan State 74, #20 Marquette 69	Dec. 11, 1971	at #2 Marquette 81, #9 Michigan 52
	(NCAA Tournament - Evanston, Ill.)	Dec. 28, 1971	at #2 Marquette 74, #17 Marshall 72
March 14, 1959	#2 Kentucky 98, #20 Marquette 69		(Milwaukee Classic - Milwaukee, Wis.)
	(NCAA Tournament - Evanston, Ill.)	Jan. 9, 1972	#2 Marquette 72, at #11 South Carolina 71
Jan. 12, 1960	#20 Detroit 89, at Marquette 85	March 16, 1972	#18 Kentucky 85, #7 Marquette 69
Jan. 30, 1960	#2 Bradley 62, at Marquette 59 (OT)		(NCAA Tournament - Dayton, Ohio)
Feb. 3, 1960	at #14 Detroit 65, Marquette 58	March 18, 1972	#11 Minnesota 77, #7 Marquette 72
Feb. 20, 1960	at #14 St. Bonaventure 74, Marquette 70		(NCAA Tournament - Dayton, Ohio)
Dec. 13, 1960	at Marquette 83, #16 Wichita State 79	Dec. 5, 1972	at #5 Marquette 56, #14 Tennessee 30
Dec. 17, 1960	at Marquette 96, #19 Illinois 87	Dec. 9, 1972	at #5 Marquette 72, #11 Memphis State 69
Dec. 30, 1960	#6 Duke 86, at Marquette 73	Jan. 16, 1973	at #6 Minnesota 64, #7 Marquette 53
	(Dixie Classic Tournament - Raleigh, N.C.)	March 3, 1973	at #4 Cal State-Long Beach 76, #5 Marquette 66





MARQUETTE VS. NATIONALLY RANKED OPPONENTS

March 15, 1973	#6 Indiana 75, #5 Marquette 69 (NCAA Tournament - Nashville, Tenn.)	Feb. 26, 1978	at #9 Notre Dame 65, #1 Marquette 59
March 17, 1973	#5 Marquette 88, #19 Austin Peay 73 (NCAA Tournament - Nashville, Tenn.)	March 4, 1978	#3 Marquette 80, at #6 Detroit 77
Dec. 28, 1973	at #6 Marquette 76, #12 Arizona 62	Jan. 13, 1979	#2 Notre Dame 65, at #13 Marquette 60
Jan. 22, 1974	at #6 Marquette 54, #10 Cal State-Long Beach 52	Jan. 28, 1979	at #7 Duke 69, #13 Marquette 64
Jan. 29, 1974	at #3 Notre Dame 69, #5 Marquette 63	Feb. 10, 1979	at #9 Marquette 71, #5 Louisville 55
March 14, 1974	#7 Marquette 69, #6 Vanderbilt 61 (NCAA Tournament - Tuscaloosa, Ala.)	Feb. 24, 1979	at #20 DePaul 61, #9 Marquette 60
March 16, 1974	#7 Marquette 72, #13 Michigan 70 (NCAA Tournament - Tuscaloosa, Ala.)	March 15, 1979	#6 DePaul 62, #10 Marquette 56 (NCAA Tournament - Provo, Utah)
March 23, 1974	#3 Marquette 64, #6 Kansas 51 (NCAA Tournament - Greensboro, N.C.)	Jan. 12, 1980	#2 DePaul 92, at Marquette 85
March 25, 1974	#1 North Carolina State 76, #3 Marquette 64 (NCAA Tournament - Greensboro, N.C.)	Jan. 22, 1980	at #7 Louisville 76, Marquette 63
Dec. 21, 1974	#4 Louisville 80, at #6 Marquette 69	Feb. 10, 1980	Marquette 80, #10 Duke 77 (Madison, Wis.)
Jan. 14, 1975	at #12 Marquette 69, #20 South Carolina 60	Feb. 24, 1980	Marquette 77, at #10 Notre Dame 74
March 8, 1975	#5 Marquette 64, at #13 Creighton 60	Jan. 10, 1981	at Marquette 54, #5 Notre Dame 52
March 15, 1975	#6 Kentucky 76, #5 Marquette 54 (NCAA Tournament - Tuscaloosa, Ala.)	Jan. 31, 1981	at #6 Wake Forest 83, Marquette 60
Feb. 14, 1976	at #2 Marquette 68, #18 Virginia Tech 61	Feb. 21, 1981	at #3 DePaul 78, Marquette 71
Feb. 21, 1976	#2 Marquette 72, at #19 Louisville 62	Dec. 5, 1981	#6 Iowa 68, Marquette 65 (OT)
Feb. 28, 1976	#2 Marquette 81, at #6 Notre Dame 75	Dec. 19, 1981	#8 Minnesota 76, at Marquette 54
March 18, 1976	#2 Marquette 62, #10 Western Michigan 57 (NCAA Tournament - Baton Rouge, La.)	Feb. 6, 1982	#4 DePaul 67, at Marquette 66
March 20, 1976	#1 Indiana 65, #2 Marquette 56 (NCAA Tournament - Baton Rouge, La.)	March 13, 1982	#5 Missouri 73, Marquette 69 (NCAA Tournament - Tulsa, Okla.)
Dec. 18, 1976	#17 Louisville 78, at #2 Marquette 75 (OT)	Dec. 8, 1982	at #7 Iowa 87, #16 Marquette 66
Dec. 21, 1976	#20 Minnesota 66, at #6 Marquette 59	Jan. 23, 1983	Marquette 60, at #12 Missouri 59 (OT)
Dec. 27, 1976	at #6 Marquette 67, #11 Clemson 49 (Milwaukee Classic - Milwaukee, Wis.)	Feb. 12, 1983	#11 Louisville 81, at Marquette 73
Jan. 16, 1977	at #11 Marquette 78, #19 Notre Dame 69	Dec. 21, 1983	#17 Wake Forest 71, at Marquette 65 (OT)
Feb. 6, 1977	at #12 Cincinnati 63, #6 Marquette 62	Jan. 28, 1984	Marquette 65, at #14 Louisville 60
Feb. 16, 1977	#15 Detroit 64, at #9 Marquette 63	March 10, 1984	at #4 DePaul 64, Marquette 49
March 6, 1977	at #3 Michigan 69, #19 Marquette 68	Feb. 3, 1985	at #9 Syracuse 71, Marquette 53
March 12, 1977	#16 Marquette 66, #11 Cincinnati 51 (NCAA Tournament - Omaha, Neb.)	Jan. 19, 1986	#1 North Carolina 66, Marquette 64
March 19, 1977	#7 Marquette 82, #9 Wake Forest 68 (NCAA Tournament - Oklahoma City, Okla.)	Feb. 1, 1986	at #14 Notre Dame 72, Marquette 70 (OT)
March 26, 1977	#7 Marquette 51, #17 UNC Charlotte 49 (NCAA Tournament - Atlanta, Ga.)	March 1, 1986	#12 Notre Dame 74, at Marquette 66
March 28, 1977	#7 Marquette 67, #5 North Carolina 59 (NCAA Tournament - Atlanta, Ga.)	Feb. 10, 1987	#5 DePaul 88, at Marquette 76
Dec. 22, 1977	at #8 Louisville 61, #2 Marquette 60	Feb. 15, 1987	at #3 North Carolina 83, Marquette 74
Jan. 15, 1978	at #4 Marquette 97, #11 UNLV 81	March 7, 1987	at #5 DePaul 68, Marquette 59
Jan. 18, 1978	at #2 Marquette 80, #18 DePaul 74	Dec. 16, 1989	#6 Michigan 82, at Marquette 73
		Feb. 8, 1990	at #21 Xavier (Ohio) 83, Marquette 78
		Nov. 14, 1990	at #6 Duke 87, Marquette 74 (Dodge Preseason NIT - Durham, N.C.)
		Jan. 2, 1991	#18 Virginia 94, Marquette 88
		Jan. 14, 1992	at #3 Oklahoma State 64, Marquette 52
		Jan. 28, 1992	#5 Kansas 85, Marquette 61
		Feb. 27, 1992	at #19 Cincinnati 70, Marquette 59
		March 4, 1992	Marquette 73, at #15 DePaul 65
		March 13, 1992	#12 Cincinnati 62, Marquette 49 (Great Midwest Conference Tournament - Chicago, Ill.)
		Dec. 26, 1992	at #19 UNLV 94, Marquette 88
		Feb. 10, 1993	at #8 Cincinnati 55, #15 Marquette 53



MU VS. NATIONALLY RANKED OPPONENTS





MARQUETTE VS. NATIONALLY RANKED OPPONENTS

Feb. 25, 1993	#10 Cincinnati 66, at #20 Marquette 57	Feb. 22, 2002	at #4 Cincinnati 63, #9 Marquette 62
March 19, 1993	#23 Oklahoma State 74, Marquette 62 (NCAA Tournament - Indianapolis, Ind.)	March 9, 2002	at #5 Cincinnati 77, #13 Marquette 63 (C-USA Tournament - Cincinnati, Ohio)
Dec. 7, 1993	at Marquette 74, #16 Illinois 65	Feb. 9, 2003	at #15 Marquette 68, #14 Wake Forest 61
Jan. 2, 1994	at #17 Wisconsin 71, #24 Marquette 52	Feb. 15, 2003	#2 Louisville 73, at #11 Marquette 70
Jan. 8, 1994	at #9 Arizona 94, #25 Marquette 80 (7-Up Shootout - Tucson, Ariz.)	Feb. 27, 2003	#10 Marquette 78, at #11 Louisville 73
Jan. 19, 1994	Marquette 60, at #18 UAB 58	March 22, 2003	#9 Marquette 101, #24 Missouri 92 (ot) (NCAA Tournament - Indianapolis, Ind.)
Jan. 22, 1994	Marquette 62, #23 Saint Louis 52	March 27, 2003	#9 Marquette 77, #4 Pittsburgh 74 (NCAA Tournament - Minneapolis, Minn.)
Jan. 26, 1994	at #23 Saint Louis 76, #22 Marquette 66	March 29, 2003	#9 Marquette 83, #1 Kentucky 69 (NCAA Tournament - Minneapolis, Minn.)
Feb. 2, 1994	Marquette 58, #17 UAB 54	Apr. 5, 2003	#6 Kansas 94, #9 Marquette 61 (NCAA Tournament - New Orleans, La.)
March 20, 1994	#21 Marquette 75, #7 Kentucky 63 (NCAA Tournament - St. Petersburg, Fla.)	Dec. 1, 2003	#24 Marquette 71, #23 Notre Dame 58
March 24, 1994	#6 Duke 59, #21 Marquette 49 (NCAA Tournament - Knoxville, Tenn.)	Dec. 13, 2003	at #9 Arizona 85, #22 Marquette 75
Dec. 31, 1994	at Marquette 80, #19 Wisconsin 65	Dec. 20, 2003	at #22 Wisconsin 62, #23 Marquette 58
Feb. 5, 1995	Marquette 59, at #23 Cincinnati 52	Jan. 14, 2004	at #10 Cincinnati 85, #21 Marquette 73
Dec. 16, 1995	at Marquette 78, #22 Santa Clara 49	Jan. 31, 2004	Marquette 77, #4 Louisville 70
Jan. 13, 1996	at #4 Cincinnati 91, Marquette 70	March 6, 2004	Marquette 81, #25 Louisville 80
Jan. 20, 1996	at Marquette 59, #9 Memphis 55	Dec. 11, 2004	Marquette 63, #22 Wisconsin 54
Feb. 28, 1996	Marquette 80, at #21 Louisville 79 (2OT)	Dec. 18, 2004	#15 Arizona 48, Marquette 43
March 2, 1996	Marquette 74, #7 Cincinnati 72	Jan. 26, 2005	at #12 Louisville 99, Marquette 52
March 8, 1996	#21 Marquette 72, at #14 Memphis 60 (Conference USA Tournament - Memphis, Tenn.)	Feb. 17, 2005	#12 Louisville 64, Marquette 61
March 9, 1996	#8 Cincinnati 85, #21 Marquette 84 (OT) (Conference USA Tournament - Memphis, Tenn.)	Feb. 24, 2005	at #24 Cincinnati 80, Marquette 68
Jan. 7, 1997	Marquette 67, at #4 Iowa State 64	Jan. 3, 2006	Marquette, 94, #2 Connecticut 79
Feb. 8, 1997	at #12 Cincinnati 91, Marquette 70	Jan. 14, 2006	at #16 West Virginia 104, Marquette 85
Feb. 20, 1997	Marquette 79, #15 Louisville 71 (OT)	Jan. 28, 2006	at #12 Pittsburgh 77, Marquette 71
Feb. 27, 1997	#9 Cincinnati 80, at Marquette 74	Feb. 4, 2006	at #4 Villanova 72, Marquette 67
March 7, 1997	Marquette 91, #10 Cincinnati 79 (Conference USA Tournament - St. Louis, Mo.)	Feb. 16, 2006	Marquette 57, #17 Georgetown 51
Jan. 22, 1998	at Marquette 66, #21 Cincinnati 63 (OT)	Feb. 18, 2006	Marquette 84, #9 Pittsburgh 82
Nov. 19, 1998	#13 Oklahoma State 57, Marquette 54 (Rainbow Classic - Honolulu, Hawaii)	March 9, 2006	#23 Georgetown 62, Marquette 59 (BIG EAST Tournament - New York, N.Y.)
Dec. 23, 1998	#20 Wisconsin 61, at Marquette 45		Note: Rankings according to Associated Press
Jan. 4, 1999	at #3 Cincinnati 75, Marquette 56		
Feb. 10, 1999	at Marquette 62, #4 Cincinnati 58		
Jan. 8, 2000	at #3 Cincinnati 67, Marquette 48		
Jan. 12, 2000	Marquette 69, at #21 DePaul 60		
Jan. 15, 2000	at Marquette 66, #25 Louisville 64 (OT)		
Jan. 23, 2000	#1 Cincinnati 72, at Marquette 60		
Dec. 23, 2000	at #16 Wisconsin 52, at Marquette 47		
Jan. 13, 2001	at #9 North Carolina 84, Marquette 54		
Nov. 23, 2001	Marquette 50, vs. #20 Indiana 49 (Great Alaska Shootout - Anchorage, AK)		
Dec. 29, 2001	at #25 Wake Forest 64, #19 Marquette 59		
Feb. 2, 2002	at Marquette 74, #4 Cincinnati 60		



MARQUETTE

BASKETBALL



AWARDS AND
HISTORY



YEAR-BY-YEAR RECORDS

Season	Record	Pct.	Home	Away	Neutral	Season	Record	Pct.	Home	Away	Neutral	
1916-17	8-3	82.7	3-1	5-2	0-0	1962-63	20-9	68.9	13-2	5-6	2-1	
1917-18	4-6	40.0	3-2	1-4	0-0	1963-64	5-21	19.2	4-11	1-10	0-0	
1918-19	No games					1964-65	8-18	30.7	7-7	1-11	0-0	
1919-20	9-3	75.0	5-1	4-2	0-0	1965-66	14-12	53.8	11-4	2-8	1-0	
1920-21	14-3	82.3	6-1	8-2	0-0	1966-67	21-9	70.0	13-2	5-6	3-1	
1921-22	15-5	75.0	1-1	14-4	0-0	1967-68	23-6	79.3	14-1	5-3	4-2	
1922-23	19-2	90.4	13-0	6-2	0-0	1968-69	24-5	82.7	15-0	7-4	2-1	
1923-24	10-10	50.0	9-4	1-6	0-0	1969-70	26-3	89.6	16-0	6-3	4-0	
1924-25	8-11	42.1	6-6	2-5	0-0	1970-71	28-1	96.5	15-0	11-0	2-1	
1925-26	8-13	38.0	5-5	3-8	0-0	1971-72	25-4	86.2	16-0	8-2	1-2	
1926-27	5-10	33.3	4-5	1-5	0-0	1972-73	25-4	86.2	14-1	9-2	2-1	
1927-28	7-11	38.8	5-4	2-7	0-0	1973-74	26-5	83.8	14-1	8-3	4-1	
1928-29	8-8	50.0	5-3	3-5	0-0	1974-75	23-4	85.1	13-2	10-1	0-1	
1929-30	11-12	47.8	8-4	3-8	0-0	1975-76	27-2	93.1	15-0	10-1	2-1	
1930-31	11-7	61.1	7-5	4-2	0-0	1976-77	25-7	78.1	11-5	9-2	5-0	
1931-32	11-8	57.8	7-2	4-6	0-0	1977-78	24-4	85.7	17-0	7-3	0-1	
1932-33	14-3	82.3	9-2	5-1	0-0	1978-79	22-7	75.8	14-2	7-4	1-1	
1933-34	15-4	78.9	12-0	3-4	0-0	1979-80	18-9	66.6	12-4	6-4	1-1	
1934-35	11-7	61.1	8-3	3-4	0-0	1980-81	20-11	64.5	12-4	6-5	2-2	
1935-36	7-12	36.8	5-7	2-5	0-0	1981-82	23-9	71.8	12-4	8-3	3-2	
1936-37	8-8	50.0	5-3	3-5	0-0	1982-83	19-10	63.3	14-2	5-7	0-1	
1937-38	14-5	73.6	7-1	7-4	0-0	1983-84	17-13	56.6	13-3	3-10	1-0	
1938-39	12-5	70.5	7-0	5-5	0-0	1984-85	20-11	64.5	14-3	6-7	0-1	
1939-40	7-9	43.7	5-4	2-5	0-0	1985-86	19-11	63.3	13-4	6-7	0-0	
1940-41	2-13	13.3	2-5	0-8	0-0	1986-87	16-13	55.1	12-4	4-9	0-0	
1941-42	6-11	54.4	5-2	1-8	0-1	1987-88	10-18	35.7	9-7	1-11	0-0	
1942-43	9-10	47.3	6-4	3-6	0-0	1988-89	13-15	46.4	10-7	2-8	1-0	
1943-44	8-6	57.1	4-3	4-3	0-0	1989-90	15-14	51.7	11-5	4-8	0-1	
1944-45	7-10	41.1	5-4	2-6	0-0	1990-91	11-18	37.9	8-7	3-10	0-1	
1945-46	11-7	61.1	9-1	2-6	0-0	1991-92	16-13	55.2	13-5	2-7	1-1	
1946-47	9-14	39.1	7-6	2-8	0-0	1992-93	20-8	71.4	13-3	7-3	0-2	
1947-48	9-15	37.5	7-7	2-8	0-0	1993-94	24-9	72.7	13-3	8-4	3-2	
1948-49	8-13	38.0	6-5	2-8	0-0	1994-95	21-12	63.6	13-6	7-4	1-2	
1949-50	6-17	26.0	6-5	0-12	0-0	1995-96	23-8	74.2	16-0	5-5	2-3	
1950-51	8-14	36.3	6-5	2-9	0-0	1996-97	22-9	71.0	12-4	6-4	4-1	
1951-52	12-14	46.1	6-7	3-7	3-0	1997-98	20-11	64.5	13-5	6-5	1-1	
1952-53	13-11	54.1	8-3	5-8	0-0	1998-99	14-15	48.3	11-5	2-8	1-2	
1953-54	11-15	42.3	8-7	3-8	0-0	1999-00	15-14	51.7	12-4	3-9	0-1	
1954-55	24-3	88.8	12-1	10-1	2-1	2000-01	15-14	51.7	10-6	4-7	1-1	
1955-56	13-11	54.1	10-4	2-3	1-4	2001-02	26-7	78.8	16-0	5-5	5-2	
1956-57	10-15	40.0	8-4	1-9	1-2	2002-03	27-6	81.8	15-1	7-3	5-2	
1957-58	11-11	50.0	7-4	3-6	1-1	2003-04	19-12	61.3	15-3	3-8	1-1	
1958-59	23-6	79.3	14-0	8-4	1-2	2004-05	19-12	61.3	15-6	4-5	0-1	
1959-60	13-12	52.0	10-4	3-8	0-0	2005-06	20-11	64.5	14-2	3-7	3-2	
1960-61	16-11	59.2	11-2	4-6	1-3							
1961-62	15-11	57.6	11-3	4-8	0-0							
							TOTALS	1328-838	61.3	875-295	394-493	79-61
										74.8	44.4	56.4

140

YEAR-BY-YEAR RECORDS





YEAR-BY-YEAR STATISTICS (SINCE 1948-49)

Season	G	Pts.	Avg.	FG-FGA	FG%	3FG-3FGA	3FG%	FT-FTA	FT%	Reb.	Avg.	Asts.	Tos.	Blks.	Sts.
1948-49	21	1201	57.2	422				357-542	.659						
1949-50	23	1315	57.2	491-1691	.290			333-531	.627						
1950-51	22	1216	55.3	452-1565	.289			312-479	.651	821	37.3	192			
1951-52	26	1661	63.9	627				381-565	.674						
1952-53	24	1820	75.8	645-1673	.386			530-775	.684						
1953-54	26	1965	75.6	688-1933	.356			589-847	.695	1058	40.7				
1954-55	27	2273	84.2	791-2094	.378			691-983	.703	1396	51.7				
1955-56	24	1808	75.3	662-1742	.380			484-732	.661	1223	51.0				
1956-57	25	1797	71.9	655-1816	.361			487-742	.656	1225	49.0				
1957-58	22	1614	73.4	615-1615	.381			384-572	.671	961	43.7				
1958-59	29	2126	73.3	839-2071	.405			448-702	.638	1651	56.9				
1959-60	25	1795	71.8	719-1775	.405			357-539	.662	1109	44.4				
1960-61	27	2098	77.7	836-2045	.409			426-649	.656	1238	45.9				
1961-62	26	1933	74.3	760-1782	.426			413-640	.645	1230	47.3				
1962-63	29	2167	74.7	875-2018	.433			417-628	.664	1416	48.8				
1963-64	26	1921	73.9	795-1961	.405			331-554	.597	1264	48.6				
1964-65	26	1706	65.6	614-1716	.358			478-710	.673	1274	49.0				
1965-66	26	2084	80.2	768-1863	.412			548-782	.701	1281	49.3				
1966-67	30	2307	76.9	853-1865	.457			601-850	.707	1287	42.9				
1967-68	29	2186	75.4	812-1734	.468			562-831	.676	1246	43.0	255			
1968-69	29	2168	74.8	830-1897	.438			508-821	.619	1374	47.4	320			
1969-70	29	2251	77.6	878-1835	.478			495-850	.582	1364	47.0	341			
1970-71	29	2369	81.7	941-2001	.470			487-773	.630	1470	50.7	447			
1971-72	29	2179	75.1	848-1892	.448			483-706	.684	1312	45.2	416			
1972-73	29	2109	72.7	859-1933	.444			391-558	.701	1307	45.1	507			
1973-74	31	2193	70.7	932-2088	.446			329-469	.701	1268	40.9	481			
1974-75	27	1978	73.3	801-1734	.462			446-573	.778	1170	43.3	432			
1975-76	29	2154	74.3	908-1958	.464			338-458	.738	1138	39.2	450			
1976-77	32	2256	70.5	905-1916	.472			446-573	.778	1170	36.6	432			
1977-78	28	2054	73.4	846-1637	.517			362-490	.739	979	35.0	478			
1978-79	29	2065	71.2	840-1688	.498			385-534	.721	1068	36.8	495			
1979-80	27	2057	76.2	869-1798	.483			319-469	.680	977	36.2	427	396	70	245
1980-81	31	2321	74.9	953-1867	.510			416-581	.761	1042	33.6	525	495	114	275
1981-82	32	2236	69.9	914-1964	.465			408-623	.655	1176	36.8	530	461	140	282
1982-83	29	2010	69.3	821-1796	.457			368-539	.683	1038	35.8	470	407	114	304
1983-84	30	2018	67.3	806-1674	.481			406-612	.663	1034	34.5	487	490	127	267
1984-85	31	2056	66.3	831-1752	.474			394-593	.664	1008	32.5	473	414	122	243
1985-86	30	2188	72.9	876-1913	.458			436-617	.707	1119	37.3	497	411	113	268
1986-87	29	2113	72.9	805-1691	.476	88-234	.376	415-562	.738	1003	34.6	474	440	70	248
1987-88	28	1894	67.6	715-1565	.457	108-302	.358	355-526	.675	916	32.7	450	471	108	226
1988-89	28	2076	74.1	809-1554	.521	107-236	.453	351-538	.652	875	31.3	453	444	98	205
1989-90	29	2129	73.4	770-1626	.474	118-319	.370	471-626	.752	1011	34.9	411	400	124	158
1990-91	29	2120	73.1	776-1627	.477	172-433	.397	396-559	.708	1094	37.7	507	535	156	109
1991-92	29	2007	69.2	732-1512	.484	111-289	.384	432-636	.679	1021	35.2	474	414	120	173
1992-93	28	2067	73.8	730-1518	.481	131-328	.399	476-641	.743	1032	36.9	507	383	122	180
1993-94	33	2298	69.6	819-1818	.450	204-525	.389	456-674	.677	1312	39.8	580	433	198	164
1994-95	33	2339	70.9	796-1943	.410	246-703	.350	501-791	.633	1330	40.3	498	449	169	219
1995-96	31	2259	72.9	792-1820	.435	215-599	.359	460-644	.714	1223	39.5	461	420	166	166
1996-97	31	2109	68.0	750-1704	.440	191-564	.339	418-658	.635	1206	38.9	448	464	180	227
1997-98	31	2024	65.3	716-1746	.410	199-647	.308	393-579	.679	1214	39.2	399	482	123	211
1998-99	29	1823	62.9	631-1592	.396	188-519	.362	373-563	.663	1081	37.3	341	471	107	205
1999-00	29	1820	62.8	668-1590	.420	179-512	.350	305-472	.646	1070	36.9	360	452	44	166
2000-01	29	1902	65.6	651-1516	.429	140-409	.342	460-646	.712	989	34.1	325	396	67	144
2001-02	33	2413	73.1	871-1841	.473	173-456	.379	498-720	.692	1170	35.5	462	455	113	279
2002-03	33	2589	78.5	901-1871	.482	202-508	.398	585-759	.771	1208	36.6	533	438	117	198
2003-04	31	2207	71.2	733-1714	.428	231-574	.402	510-683	.747	1110	35.8	397	448	76	178
2004-05	31	2280	67.1	694-1636	.424	241-656	.367	451-635	.710	1144	36.9	424	449	88	131
2005-06	31	2325	75.0	830-1823	.455	263-663	.397	402-549	.732	1112	35.9	482	458	94	235



YEAR-BY-YEAR STATISTICS SINCE 1948-49





ALL-TIME COACHING RECORDS

COACH	PERIOD	SEASONS	W-L	PCT.	BEST RECORD (SEASON)	POSTSEASON APPEARANCES (RECORD)
Ralph Risch	1916-17	1	8-3	72.7	8-3 (1916-17)	
Jack Ryan	1917-20	2	13-9	59.1	9-3 (1919-20)	
Frank Murray	1920-29	9	94-73	56.3	19-2 (1922-23)	
Cord Lipe	1929-30	1	11-12	47.8	11-12 (1929-30)	
Bill Chandler	1930-51	21	193-198	49.4	14-3 (1932-33)	
Tex Winter	1951-53	2	25-25	50.0	13-11 (1952-53)	1 (3-0)
Jack Nagle	1953-58	5	69-55	55.6	24-3 (1954-55)	2 (2-2)
Eddie Hickey	1958-64	6	92-70	56.8	23-6 (1958-59)	3 (3-4)
Al McGuire	1964-77	13	295-80	78.7	28-1 (1970-71)	11 (27-10)
Hank Raymonds	1977-83	6	126-50	71.6	24-4 (1977-78)	6 (2-6)
Rick Majerus	1983-86	3	56-35	61.5	20-11 (1984-85)	3 (4-3)
Bob Dukiet	1986-89	3	39-46	45.9	16-13 (1986-87)	1 (0-1)
Kevin O'Neill	1989-94	5	86-62	58.1	24-9 (1993-94)	3 (2-3)
Mike Deane	1994-99	5	100-55	64.5	23-8 (1995-96)	4 (7-4)
Tom Crean	1999-	7	141-76	65.0	27-6 (2002-03)	6 (6-6)
TOTALS		89	1349-849	61.4		40 (56-39)




Ralph Risch



Jack Ryan




Frank Murray



Cord Lipe



Bill Chandler



Tex Winter



Jack Nagle




Eddie Hickey



Al McGuire




Hank Raymonds




Rick Majerus



Bob Dukiet



Kevin O'Neill



Mike Deane

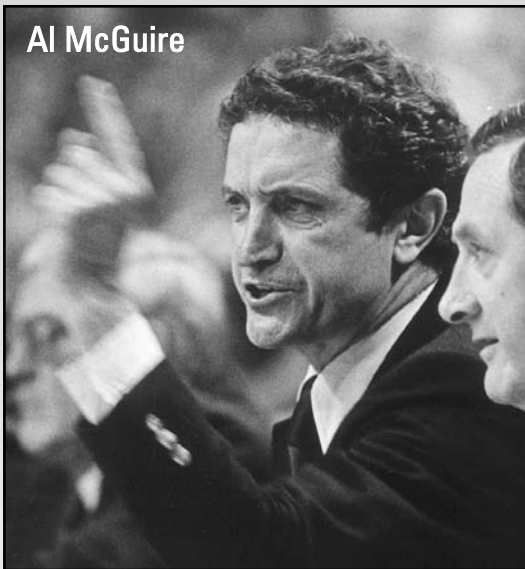


Tom Crean





MARQUETTE ALL-TIME COACHING HONORS




Al McGuire

Coaching Honors

<u>Year</u>	<u>Coach</u>	<u>Honor</u>
1955	Jack Nagle	National Jesuit College Coach of the Year
1959	Eddie Hickey	United States Basketball Writers Association Coach of the Year
1971	Al McGuire	Associated Press, United Press International, Sporting News, United States Basketball Writers Association Coach of the Year
1974	Al McGuire	National Association of Basketball Coaches Coach of the Year
1979	Hank Raymonds	Medalist Sports Education Coach of the Year
1993	Kevin O'Neill	Great Midwest Conference Co-Coach of the Year Basketball Weekly Midwest Coach of the Year National Association of Basketball Coaches District 11 Coach of the Year
1994	Kevin O'Neill	Finalist, Associated Press National Coach of the Year Great Midwest Conference Coach of the Year National Association of Basketball Coaches District 11 Co-Coach of the Year
2002	Tom Crean	Ray Meyer Conference USA Coach of the Year United States Basketball Writers Association District V Coach of the Year National Association of Basketball Coaches District 11 Coach of the Year
2003	Tom Crean	<i>Basketball Times</i> Midwest Coach of the Year Ray Meyer Conference USA Coach of the Year United States Basketball Writers Association District V Coach of the Year National Association of Basketball Coaches District 11 Coach of the Year Coach Clair Bee Award Recipient Finalist Naismith Coach of the Year



Tom Crean



Hank Raymonds



MARQUETTE ALL-TIME POST-SEASON RESULTS

YEAR	TOURNAMENT/RESULTS	COACH	YEAR	TOURNAMENT/RESULTS	COACH
1952	National Catholic Tournament Champions Marquette 66, Iona 59 Marquette 76, St. Francis (N.Y.) 57 Marquette 76, St. Francis (Pa.) 64	Tex Winter	1979	NCAA Tournament Marquette 73, Pacific 48 DePaul 62, Marquette 56	Hank Raymonds
1955	NCAA Tournament Marquette 90, Miami (Ohio) 79 (OT) Marquette 79, Kentucky 71 Iowa 86, Marquette 80	Jack Nagle	1980	NCAA Tournament Villanova 77, Marquette 59	Hank Raymonds
1956	National Invitation Tournament Seton Hall 96, Marquette 78	Jack Nagle	1981	National Invitation Tournament Syracuse 88, Marquette 81	Hank Raymonds
1959	NCAA Tournament Marquette 89, Bowling Green 71 Michigan State 74, Marquette 69 Kentucky 98, Marquette 69	Eddie Hickey	1982	NCAA Tournament Marquette 67, Evansville 62 Missouri 73, Marquette 69	Hank Raymonds
1961	NCAA Tournament Houston 77, Marquette 66	Eddie Hickey	1983	NCAA Tournament Tennessee 57, Marquette 56	Hank Raymonds
1963	National Invitation Tournament Marquette 84, Saint Louis 49 Providence 70, Marquette 64 Marquette 66, Villanova 58	Eddie Hickey	1984	National Invitation Tournament Marquette 73, Iowa State 53 Michigan 83, Marquette 70	Rick Majerus
1967	National Invitation Tournament Runners-Up Marquette 64, Tulsa 60 Marquette 81, Providence 80 (OT) Marquette 83, Marshall 78 Southern Illinois 71, Marquette 56	Al McGuire	1985	National Invitation Tournament Marquette 77, Bradley 64 Marquette 56, Cincinnati 54 Indiana 94, Marquette 82 (2OT)	Rick Majerus
1968	NCAA Tournament Marquette 72, Bowling Green 71 Kentucky 107, Marquette 89 Marquette 69, East Tennessee State 57	Al McGuire	1986	National Invitation Tournament Marquette 79, Drake 59 Southwest Missouri 83, Marquette 69	Rick Majerus
1969	NCAA Tournament Marquette 82, Murray State 62 Marquette 81, Kentucky 74 Purdue 75, Marquette 73 (OT)	Al McGuire	1987	National Invitation Tournament Nebraska 78, Marquette 76	Bob Dukiet
1970	National Invitation Tournament Champions Marquette 62, Massachusetts 55 Marquette 83, Utah 63 Marquette 101, LSU 79 Marquette 65, St. John's (N.Y.) 53	Al McGuire	1990	National Invitation Tournament Penn State 57, Marquette 54	Kevin O'Neill
1971	NCAA Tournament Marquette 62, Miami (Ohio) 47 Ohio State 60, Marquette 59 Marquette 91, Kentucky 74	Al McGuire	1993	NCAA Tournament Oklahoma State 74, Marquette 62	Kevin O'Neill
1972	NCAA Tournament Marquette 73, Ohio 49 Kentucky 85, Marquette 69 Minnesota 77, Marquette 72	Al McGuire	1994	NCAA Tournament Marquette 81, Southwestern Louisiana 59 Marquette 75, Kentucky 63 Duke 59, Marquette 49	Kevin O'Neill
1973	NCAA Tournament Marquette 77, Ohio 62 Indiana 75, Marquette 69 Marquette 88, Austin Peay 73	Al McGuire	1995	National Invitation Tournament Runners-Up Marquette 68, Auburn 61 Marquette 70, St. Bonaventure 61 Marquette 70, South Florida 61 (OT) Marquette 57, Penn State 50 Virginia Tech 65, Marquette 64 (OT)	Mike Deane
1974	NCAA Tournament Runners-Up Marquette 85, Ohio 59 Marquette 69, Vanderbilt 61 Marquette 72, Michigan 70 Marquette 64, Kansas 51 North Carolina State 76, Marquette 64	Al McGuire	1996	NCAA Tournament Marquette 68, Monmouth 44 Arkansas 65, Marquette 56	Mike Deane
1975	NCAA Tournament Kentucky 76, Marquette 54	Al McGuire	1997	NCAA Tournament Providence 81, Marquette 59	Mike Deane
1976	NCAA Tournament Marquette 79, Western Kentucky 60 Marquette 62, Western Michigan 57 Indiana 65, Marquette 56	Al McGuire	1998	National Invitation Tournament Marquette 80, Creighton 68 Marquette 75, Auburn 60 (OT) Minnesota 73, Marquette 71	Mike Deane
1977	NCAA Tournament Champions Marquette 66, Cincinnati 51 Marquette 67, Kansas State 66 Marquette 82, Wake Forest 68 Marquette 51, UNC-Charlotte 49 Marquette 67, North Carolina 59	Al McGuire	2000	National Invitation Tournament Xavier 67, Marquette 63	Tom Crean
1978	NCAA Tournament Miami (Ohio) 84, Marquette 81 (OT)	Hank Raymonds	2002	NCAA Tournament Tulsa 71, Marquette 69	Tom Crean
			2003	NCAA Tournament Marquette 72, Holy Cross 68 Marquette 101, Missouri 92 (ot) Marquette 77, Pittsburgh 74 Marquette 83, Kentucky 69 Kansas 94, Marquette 61	Tom Crean
			2004	National Invitation Tournament Marquette 87, Toledo 72 Marquette 66, Boise State 53 Iowa State 77, Marquette 69	Tom Crean
			2005	National Invitation Tournament W. Michigan 54, Marquette 40	Tom Crean
			2006	NCAA Tournament Alabama 90, Marquette 85	Tom Crean

ALL TIME POST-SEASON RECORDS		
National Catholic Tournament	1 appearance	3-0
NCAA Tournament	24 appearances	32-25
National Invitation Tournament	15 appearances	21-14
TOTALS	40 appearances	56-39

100

MU ALL-TIME POST-SEASON RESULTS





MARQUETTE IN THE WIRE SERVICE POLLS

<u>1955 AP</u>	<u>1955 UPI</u>
San Francisco	1. San Francisco
Kentucky	2. Kentucky
LaSalle	3. LaSalle
North Carolina State	4. Utah
Iowa	5. Iowa
Duquesne	6. North Carolina State
Utah	7. Duquesne
MARQUETTE	8. Oregon State
Dayton	9. MARQUETTE
Oregon State	10. Dayton
Minnesota	11. Colorado
Alabama	12. UCLA
UCLA	13. Minnesota
George Washington	14. Tulsa
Colorado	15. George Washington
Tulsa	16. Illinois
Vanderbilt	17. Niagara
Illinois	18. Saint Louis
<u>West Virginia</u>	19. Holy Cross
<u>Saint Louis</u>	20. Cincinnati

<u>1969 AP</u>	<u>1969 UPI</u>
UCLA	1. UCLA
LaSalle	2. North Carolina
Santa Clara	3. Davidson
North Carolina	4. Santa Clara
Davidson	5. Kentucky
Purdue	6. LaSalle
Kentucky	7. Purdue
St. John's (N.Y.)	8. St. John's (N.Y.)
Duquesne	9. New Mexico State
Villanova	10. Duquesne
Drake	11. Drake
New Mexico State	12. Colorado
South Carolina	13. Louisville
MARQUETTE	14. MARQUETTE
Louisville	15. Villanova
Boston College (16)	Boston College
Notre Dame	17. Weber State
Colorado (18)	Wyoming
Kansas	19. Colorado State
Illinois	20. South Carolina Kansas

<u>1972 AP</u>	<u>1972 UPI</u>
UCLA	1. UCLA
North Carolina	2. North Carolina
Pennsylvania	3. Pennsylvania
Louisville	4. Louisville
Long Beach State	5. South Carolina
South Carolina	6. Long Beach State
MARQUETTE	7. MARQUETTE
Southwestern Louisiana	8. Southwestern Louisiana
BYU	9. BYU
Florida State	10. Florida State
Minnesota	11. Maryland
Marshall	12. Minnesota
Memphis State	13. Memphis State
Maryland	14. Kentucky
Villanova	15. Villanova
Oral Roberts	16. Kansas State
Indiana	17. UTEP
Kentucky	18. Marshall
Ohio State	19. Missouri
Virginia (20)	Weber State

<u>1959 AP</u>	<u>1959 UPI</u>
Kansas State	1. Kansas State
Kentucky	2. Kentucky
Mississippi State	3. Michigan State
Bradley	4. Cincinnati
Cincinnati	5. North Carolina State
North Carolina State	6. North Carolina
Michigan State	Mississippi State
Auburn	8. Bradley
North Carolina	9. California
West Virginia	10. Auburn
California	11. West Virginia
Saint Louis	12. Texas Christian
Seattle	13. Saint Louis
St. Joseph's	14. Utah
St. Mary's (Calif.)	15. MARQUETTE
Texas Christian	16. Tennessee Tech
Oklahoma City	17. St. John's (N.Y.)
Utah	18. Navy
St. Bonaventure(19)	St. Mary's (Calif.)
MARQUETTE	20. St. Joseph's

<u>1970 AP</u>	<u>1970 UPI</u>
Kentucky	1. Kentucky
UCLA	2. UCLA
St. Bonaventure	3. St. Bonaventure
Jacksonville	4. New Mexico State
New Mexico State	5. Jacksonville
South Carolina	6. South Carolina
Iowa	7. Iowa
MARQUETTE	8. Notre Dame
Notre Dame	9. Drake
North Carolina State	10. MARQUETTE
Florida State	11. Houston
Houston	12. Notre Dame
Pennsylvania	13. Pennsylvania
Drake	14. Florida State
Davidson	15. Villanova
Utah State (16)	Long Beach State
Niagara	17. Western Kentucky
Western Kentucky (18)	Utah State
Long Beach State (19)	Niagara
USC	20. Cincinnati UTEP

<u>1973 AP</u>	<u>1973 UPI</u>
UCLA	1. UCLA
North Carolina State	2. North Carolina State
Long Beach State	3. Long Beach State
Providence	4. MARQUETTE
MARQUETTE	5. Providence
Indiana	6. Indiana
Southwestern Louisiana	7. Southwestern Louisiana
Maryland (8)	Kansas State
Kansas State	9. Minnesota
Minnesota	10. Maryland
North Carolina	11. Memphis State
Memphis State	12. North Carolina
Houston	13. Arizona State
Syracuse	14. Syracuse
Missouri	15. Kentucky
Arizona State	16. South Carolina
Kentucky	17. Missouri
Pennsylvania	18. Weber State
Austin Peay (19)	Houston
San Francisco	20. Pennsylvania

<u>1968 AP</u>	<u>1968 UPI</u>
Houston	1. Houston
UCLA	2. UCLA
St. Bonaventure	3. St. Bonaventure
North Carolina	4. North Carolina
Kentucky	5. Kentucky
New Mexico	6. Columbia
Columbia	7. New Mexico
Davidson	8. Louisville
Louisville	9. Davidson
Duke	10. MARQUETTE
11. Duke	
12. New Mexico State	
13. Vanderbilt	
14. Kansas State	
15. Princeton	
16. Army	
17. Santa Clara	
18. Utah	
19. Bradley	
20. Iowa	

<u>1971 AP</u>	<u>1971 UPI</u>
UCLA	1. UCLA
MARQUETTE	2. MARQUETTE
Pennsylvania	3. Pennsylvania
Kansas	4. Kansas
USC	5. USC
South Carolina	6. South Carolina
Western Kentucky	7. Western Kentucky
Kentucky	8. Kentucky
Fordham	9. Fordham
Ohio State	10. Ohio State
Jacksonville	11. Jacksonville
Notre Dame	BYU
North Carolina	13. North Carolina
Houston	14. Notre Dame
Duquesne	Long Beach State
Long Beach State	16. Drake
Tennessee	17. Villanova
Villanova	18. Duquesne
Drake (19)	Houston
BYU	20. Weber State

<u>1974 AP</u>	<u>1974 UPI</u>
North Carolina State	1. North Carolina State
UCLA	2. UCLA
MARQUETTE	3. Notre Dame
Maryland	4. Maryland
Notre Dame	5. MARQUETTE
Michigan	6. Providence
Kansas	7. Vanderbilt
Providence	8. North Carolina
Indiana	9. Indiana
Long Beach State	10. Kansas
Purdue	11. Long Beach State
North Carolina	12. Michigan
Vanderbilt	13. USC
Alabama	14. Pittsburgh
Utah	15. Louisville
Pittsburgh	16. South Carolina
USC	17. Creighton
Oral Roberts	18. New Mexico
South Carolina	19. Alabama
Dayton (20)	Dayton



MU IN THE WIRE SERVICE POLLS





MARQUETTE IN THE WIRE SERVICE POLLS

1975 UPI 1975 UPI

- | | | |
|----------------------|-----|----------------------|
| 1975 AP | 1. | Indiana |
| UCLA | 2. | UCLA |
| Kentucky | 3. | Louisville |
| Indiana | 4. | Kentucky |
| Louisville | 5. | Maryland |
| Maryland | 6. | MARQUETTE |
| Syracuse | 7. | Arizona State |
| North Carolina State | 8. | Alabama |
| Arizona State | 9. | North Carolina State |
| North Carolina | 10. | North Carolina |
| Alabama | 11. | Pennsylvania |
| MARQUETTE | 12. | USC |
| Princeton | 13. | Utah State |
| Cincinnati | 14. | UNLV |
| Notre Dame | 15. | Notre Dame |
| Kansas State (15) | 16. | Creighton |
| Drake | 17. | Arizona |
| 18. | 18. | New Mexico State |
| Oregon State | 19. | Clemson |
| 19. | 19. | UTEP |
| Michigan | 20. | |
| 20. | 20. | |
| Pennsylvania | | |

1976 AP 1976 UPI

- | | | |
|------------------|-----|-------------------|
| Indiana | 1. | Indiana |
| MARQUETTE | 2. | MARQUETTE |
| UNLV | 3. | Rutgers |
| Rutgers | 4. | UNLV |
| UCLA | 5. | UCLA |
| Alabama | 6. | North Carolina |
| Notre Dame | 7. | Alabama |
| North Carolina | 8. | Notre Dame |
| Michigan | 9. | Michigan |
| Western Michigan | 10. | Washington |
| Maryland | 11. | Missouri |
| Cincinnati | 12. | Arizona |
| Tennessee | 13. | Maryland |
| Missouri | 14. | Tennessee |
| Arizona | 15. | Virginia |
| Texas Tech | 16. | Cincinnati |
| DePaul (17) | 17. | Florida State |
| Virginia | 18. | St. John's (N.Y.) |
| Centenary | 19. | Western Michigan |
| Pepperdine (20) | | Princeton |

1977 AP 1977 UPI

- | | | |
|-------------------|-----|------------------|
| Michigan | 1. | Michigan |
| UCLA | 2. | San Francisco |
| Kentucky | 3. | North Carolina |
| UNLV | 4. | UCLA |
| North Carolina | 5. | Kentucky |
| Syracuse | 6. | UNLV |
| MARQUETTE | 7. | Arkansas |
| San Francisco | 8. | Tennessee |
| Wake Forest | 9. | Syracuse |
| Notre Dame | 10. | Utah |
| Alabama | 11. | Kansas State |
| Detroit Mercy | 12. | Cincinnati |
| Minnesota | 13. | Louisville |
| Utah | 14. | MARQUETTE |
| Tennessee | 15. | Providence |
| Kansas State | 16. | Indiana State |
| UNC-Charlotte | 17. | Minnesota |
| Arkansas | 18. | Alabama |
| Louisville | 19. | Detroit Mercy |
| Virginia Military | 20. | Purdue |

1978 AP 1978 UPI

- | | | |
|------------------|-----|------------------|
| Kentucky | 1. | Kentucky |
| UCLA | 2. | UCLA |
| DePaul | 3. | MARQUETTE |
| Michigan State | 4. | New Mexico |
| Arkansas | 5. | Michigan State |
| Notre Dame | 6. | Arkansas |
| Duke | 7. | DePaul |
| MARQUETTE | 8. | Kansas |
| Louisville | 9. | Duke |
| Kansas | 10. | North Carolina |
| San Francisco | 11. | Notre Dame |
| New Mexico | 12. | Florida State |
| Indiana | 13. | San Francisco |
| Utah | 14. | Louisville |
| Florida State | 15. | Indiana |
| North Carolina | 16. | Houston |
| Texas | 17. | Utah State |
| Detroit Mercy | 18. | Utah |
| Miami (Ohio) | 19. | Texas |
| Pennsylvania | 20. | Georgetown |

1979 AP 1979 UPI

- | | | |
|-------------------|-----|------------------|
| Indiana State | 1. | Indiana State |
| UCLA | 2. | UCLA |
| Michigan State | 3. | North Carolina |
| Notre Dame | 4. | Michigan State |
| Arkansas | 5. | Notre Dame |
| DePaul | 6. | Arkansas |
| LSU | 7. | Duke |
| Syracuse | 8. | DePaul |
| North Carolina | 9. | LSU |
| MARQUETTE | 10. | Syracuse |
| Duke | 11. | Iowa |
| San Francisco | 12. | Georgetown |
| Louisville | 13. | MARQUETTE |
| Pennsylvania | 14. | Purdue |
| Purdue | 15. | Texas |
| Oklahoma | 16. | Temple |
| St. John's (N.Y.) | 17. | San Francisco |
| Rutgers | 18. | Tennessee |
| Toledo | 19. | Louisville |
| Iowa | 20. | Detroit Mercy |

1994 AP CNN/USA Today

- | | | |
|------------------|-----|------------------|
| North Carolina | 1. | Arkansas |
| Arkansas | 2. | Duke |
| Purdue | 3. | Arizona |
| Connecticut | 4. | Florida |
| Missouri | 5. | Purdue |
| Duke | 6. | Missouri |
| Kentucky | 7. | Connecticut |
| Massachusetts | 8. | Michigan |
| Arizona | 9. | North Carolina |
| Louisville | 10. | Louisville |
| Michigan | 11. | Boston College |
| Temple | 12. | Kansas |
| Kansas | 13. | Kentucky |
| Florida | 14. | Syracuse |
| Syracuse | 15. | Massachusetts |
| California | 16. | Indiana |
| UCLA | 17. | MARQUETTE |
| Indiana | 18. | Temple |
| Oklahoma State | 19. | Tulsa |
| Texas | 20. | Maryland |
| MARQUETTE | 21. | Oklahoma State |
| Nebraska | 22. | UCLA |
| Minnesota | 23. | Minnesota |
| Saint Louis | 24. | Texas |
| Cincinnati | 25. | Pennsylvania |

1996 1996

- | | | |
|-------------------|----------------------|-------------------|
| 1996 AP | CNN/USA Today | |
| Massachusetts | 1. | Kentucky |
| Kentucky | 2. | Massachusetts |
| Connecticut | 3. | Syracuse |
| Georgetown | 4. | Mississippi State |
| Kansas | 5. | Kansas |
| Purdue | 6. | Cincinnati |
| Cincinnati | 7. | Georgetown |
| Texas Tech | 8. | Connecticut |
| Wake Forest | 9. | Wake Forest |
| Villanova | 10. | Texas Tech |
| Arizona | 11. | Arizona |
| Utah | 12. | Utah |
| Georgia Tech | 13. | Georgia Tech |
| UCLA | 14. | Louisville |
| Syracuse | 15. | Purdue |
| Memphis | 16. | Georgia |
| Iowa State | 17. | Villanova |
| Penn State | 18. | Arkansas |
| Mississippi State | 19. | UCLA |
| MARQUETTE | 20. | Iowa State |
| Iowa | 21. | Virginia Tech |
| Virginia Tech | 22. | Iowa |
| New Mexico | 23. | MARQUETTE |
| Louisville | 24. | North Carolina |
| North Carolina | 25. | New Mexico |

2002 AP 2002

- | | | |
|-------------------|-----------------------|----------------------|
| 2002 AP | USA Today/ESPN | |
| Duke | 1. | Maryland |
| Kansas | 2. | Kansas |
| Oklahoma | 3. | Indiana |
| Maryland | 4. | Oklahoma |
| Cincinnati | 5. | Duke |
| Gonzaga | 6. | Connecticut |
| Arizona | 7/6. | Oregon |
| Alabama | 8. | Cincinnati |
| Pittsburgh | 9. | Pittsburgh |
| Connecticut | 10. | Arizona |
| Oregon | 11. | Illinois |
| MARQUETTE | 12. | Kent State |
| Illinois | 13. | Kentucky |
| Ohio State | 14. | Alabama |
| Florida | 15. | Missouri |
| Kentucky | 16. | Gonzaga |
| Mississippi State | 17. | Ohio State |
| USC | 18. | MARQUETTE |
| Western Kentucky | 19/18. | Texas |
| Oklahoma State | 20. | UCLA |
| Miami (Fla.) | 21. | Mississippi State |
| Xavier | 22. | Southern Illinois |
| Georgia | 23. | Florida |
| Stanford | 24. | Xavier |
| Hawaii | 25. | North Carolina State |

2003 2003

- | | | |
|-------------------|-----------------------|------------------|
| 2003 AP | USA Today/ESPN | |
| Kentucky | 1. | Syracuse |
| Arizona | 2. | Kansas |
| Oklahoma | 3. | Texas |
| Pittsburgh | 4. | Kentucky |
| Texas | 5. | Arizona |
| Kansas | 6. | MARQUETTE |
| Duke | 7. | Oklahoma |
| Wake Forest | 8. | Pittsburgh |
| MARQUETTE | 9. | Duke |
| Florida | 10. | Maryland |
| Illinois | 11. | Connecticut |
| Xavier | 12. | Wake Forest |
| Syracuse | 13. | Illinois |
| Louisville | 14/13. | Wisconsin |
| Creighton | 15. | Notre Dame |
| Dayton | 16. | Florida |
| Maryland | 17. | Xavier |
| Stanford | 18. | Michigan State |
| Memphis | 19. | Louisville |
| Mississippi State | 20. | Stanford |
| Wisconsin | 21. | Butler |
| Notre Dame | 22. | Missouri |
| Connecticut | 23. | Creighton |
| Missouri | 24. | Oklahoma State |
| Georgia | 25. | Dayton |

152

MU IN THE WIRE SERVICE POLLS






MARQUETTE RETIRED JERSEYS


Marquette has honored eight outstanding players by retiring their jersey numbers, the highest honor a player can receive from the university. Maurice Lucas was the latest Marquette great to receive this honor. His jersey number (#20) was retired on February 18, 2006.

The university also retired the number 11, in honor of the Apollo 11 crew, and the number 38, in honor of the 38 years the late Robert Weingart served as Marquette's athletic trainer.

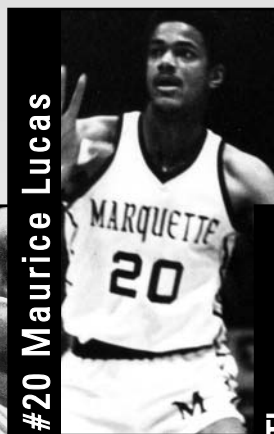
On November 21, 1997, the number 77 was retired in honor of legendary head coach Al McGuire, who led the 1977 team to the NCAA Championship.



14 Dean Meminger




15 Butch Lee



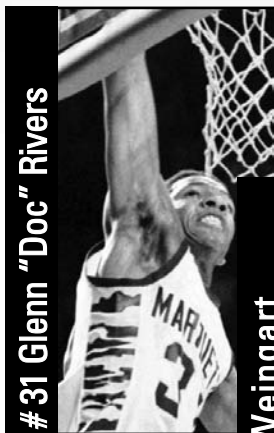
#20 Maurice Lucas



24 George Thompson



31 Bo Ellis




31 Glenn "Doc" Rivers



38 Bob Weingart



43 Earl Tatum



44 Don Kojis



77 Al McGuire



MARQUETTE RETIRED NUMBERS





MARQUETTE'S CHAMPIONSHIP HISTORY

1952 NATIONAL CATHOLIC TOURNAMENT CHAMPIONS



First row (left to right): Manager Erwin, Cliff DeCeault, Ralph Wilson, Bob Van Vooren, Erich Siverling, Doug Gill, Glenn Sievers, Bob Walczak.
Second row: Head coach Tex Winter, Syl Bado, Charles Dunn, Dick Schwab, John Jansky, Ray Kotz, John Powers, Gene Schramka, Assistant coach Jack Nagle. Third row: Don Marek, Pete Basarich, Russ Wittberger, Rube Schulz, Grant Wittberger, Dale Sevcik, John Puk, Gerald O'Brien.

1967 NATIONAL INVITATIONAL TOURNAMENT RUNNERS-UP




First row (left to right): Manager Bob Nekliewicz, Paul Carbins, Brian Brunhorst, Bob Wolf, Jim Burke, Mike Curran, Brad Luchini, Manager Goran Raspudic. Second row: Head coach Al McGuire, Jim Langenkamp, Jim Ghermak, George Thompson, Blanton Simmons, Dan Anderson, Assistant coach Hank Raymonds. Third row: Jim Bailey, Jim Goodin, Gene Smith, Athletic trainer Bob Weingart.





MARQUETTE'S CHAMPIONSHIP HISTORY

1970 NATIONAL INVITATIONAL TOURNAMENT CHAMPIONS



First row (let to right): Bob Black, Gary Grzesk, Jackie Burke. Second row: Ron Rahn, Jeff Sewell, Joe Thomas, Dean Meminger, Bob Piercy, Ric Cobb. Third row: Athletic trainer Bob Weingart, Assistant coach Hank Raymonds, Manager Goran Raspudic, Terry McQuade, Guy Lam, Mike Mills, Gary Brell, Hugh McMahon, Manager Joe Kozar, Head coach Al McGuire

FROM HEAD COACH AL MCGUIRE:

"I thought we had won the game in the first half, but you have to give Lou (Carnesecca) credit. He keeps coming at you."

On the 1967 NIT championship loss to Southern Illinois: "The only time I thought of that game was at the start of the second half. I was afraid if St. John's scored first, that might be it." (On Dean Meminger) "There is one way I say you can tell a pro in this game. When they put combination defenses on him - a triangle and two or something like that - he passes off. Unless the All-American passes off, his team is going to get beat."

"It's been a hard week. You get locked up with 12 boys for eight days and you get on each other's nerves. But I was very pleased to meet St. John's in the final and beat them. And frankly, I don't care what other people think about us being here."

"I was real pleased with my seniors. They were fortunate enough to go out champions and they won it themselves."

"Our balance helped a lot. We had four different high scorers in four games and Ric Cobb played a fine tournament. I thought it was a toss-up between him and Dean Meminger for the Most Valuable Player award. Ric has that certain type of thing in pressure situations. I guess it's a tremendous confidence in himself."

"Because of our aggressive defense, it's very difficult to play four games in a week. We played our defense though, and we didn't let everybody shoot right away. I think that was one of the hidden things that won the tournament. We ran Pete Maravich (of LSU) into the ground. We pressured him on offense and kept running on defense."

FROM ST. JOHN'S COACH LOU CARNESECCA:

(On Marquette) "The best defensive club I have ever played against. They're marvelous. I hate to lose, but my kids didn't quit. Their whole team deserved the MVP award."

FROM MARQUETTE PLAYER RIC COBB:

"All the time in practice, you hear that voice screaming at you 'get up, get up, play defense, play defense.' You'll do anything to silence that voice."

"I just wanted to win it. I was coming back home and I wanted to win it for the people of New York."

ALL-TOURNAMENT TEAM

First team: Dean Meminger (Marquette); Danny Hester (LSU); Pete Maravich (LSU); Jim Oxley (Army); Mike Gyovai (Army).

Second team: Joe DePre (St. John's); Joe Thomas (Marquette); Ric Cobb (Marquette); Garfield Heard (Oklahoma); Rich Yunkas (Georgia Tech).

Most Valuable Player: Dean Meminger

MARQUETTE 65, ST. JOHN'S (N.Y.) 53 • MARCH 21, 1970 MADISON SQUARE GARDEN • NEW YORK, N.Y.

St. John's	FG-FGA	FT-FTA	Reb	PF	A	TP
Ralph Abraham	1-6	2-4	10	3	0	4
Joe DePre	0-2	5-5	4	5	1	5
Billy Paultz	7-19	1-2	17	5	2	15
Jim Smyth	3-10	0-1	1	3	2	6
Richie Lyons	1-4	1-3	0	3	0	3
John DeVasto	3-3	2-2	0	3	4	8
Greg Cluess	2-4	4-5	4	3	1	8
Richie Gilkes	1-4	2-2	4	0	0	4
John Phillips	0-1	0-0	0	0	0	0
TOTALS	18-53	17-24	40	25	10	53
Marquette	FG-FGA	FT-FTA	Reb	PF	A	TP
Gary Brell	4-4	1-1	2	5	1	9
Joe Thomas	3-5	5-7	7	4	1	11
Ric Cobb	3-5	1-6	9	1	2	7
Jeff Sewell	8-16	6-7	3	4	4	22
Dean Meminger	4-14	8-13	3	1	4	16
Hugh McMahon	0-0	0-0	1	4	1	0
Jack Burke	0-0	0-0	0	1	0	0
Guy Lam	0-0	0-1	1	0	0	0
TOTALS	22-44	21-35	26	20	13	65

**HALFTIME: MARQUETTE 35, ST. JOHN'S 25
ATTENDANCE: 19,500**

The National Collegiate Athletic Association asked Marquette to dance Tuesday but the invitation was to the wrong ballroom and the Warriors, their feelings wounded, decided they would do their stepping with another partner at Madison Square Garden. Marquette, expecting a bid in the NCAA Midwest Regional basketball tournament in Dayton, Ohio, was asked instead to leave its home area and play in the Midwest Regional at Fort Worth, Texas. After five hours and 40 minutes of deliberation, Marquette's athletic board advised the NCAA to find some other independent school to fill the open berth in the Midwest and announced it would accept a bid to the National Invitational Tournament in New York. *Milwaukee Journal*





MARQUETTE'S CHAMPIONSHIP HISTORY

1974 NCAA RUNNERS-UP



First row (left to right): Assistant coach Hank Raymonds, Head coach Al McGuire, Assistant coach Rick Majerus. Second row: Manager Kevin Gleason, Dave Delsman, Lloyd Walton, Randy Buchmann, Paul Vollmer, Bill Neary, Greg Johnson, John Bryant, Bo Ellis, Craig Butrym, Maurice Lucas, Jerry Homan, Earl Tatum, Ed Daniels, Rick Campbell, Marcus Washington, Barry Brennan, Manager Bob Hyndman.

FROM MARQUETTE HEAD COACH AL MCGUIRE:

(On two technical fouls) "I would say that I lost the game there. I would say that I gave them two five-point plays and that was it. I had a bad day."

"I have no complaint with the way we played. We played just about as well as we could, but I didn't have a good coaching game."

"Officials never win or lose a game for anyone. North Carolina State is a better ball club than Marquette University."

"I think North Carolina State is a super ball club. We gave them an alley fight for a while. But they have no weak spots, plus that little guy can really run the show. They've got an aircraft carrier in (Tom) Burluson a battleship in (David) Thompson and destroyers all over the place."

FROM MARQUETTE PLAYER MARCUS WASHINGTON:

"This night, in this tournament, North Carolina State was the best. I think we could have played better, but they are the best."

"We stopped playing defense. I don't think we pressed as well as we should have. We weren't playing well right off the bat. I think we were a little tight. This is all new to us."

FROM MARQUETTE PLAYER BO ELLIS:

"We'll be back. Not here, but somewhere else in a championship game. This was the wrong place and the wrong time, but we'll be back."

FROM MARQUETTE PLAYER MAURICE LUCAS:

"The technicals? We never got back on our feet after that. That first one was five points. That got them back in the game and gave them their momentum. Mad at him? How can I be mad at him? He's the coach, and he's the coach of the year. They are a good ball club, you know. They've only lost once in the last two years."

ALL-TOURNAMENT TEAM

David Thompson (North Carolina State); Tom Burluson (North Carolina State); Monte Towe (North Carolina State); Maurice Lucas (Marquette); Bill Walton (UCLA).
Outstanding Player: David Thompson

**NORTH CAROLINA STATE 76, MARQUETTE 64 • MARCH 25, 1974
 GREENSBORO COLISEUM • GREENSBORO, N.C.**

Marquette	FG-FGA	FT-FTA	Reb	PF	A	B	S	Min	TP
Bo Ellis	6-16	0-0	11	5	1	0	3	39	12
Earl Tatum	2-7	0-0	3	4	1	1	0	20	4
Maurice Lucas	7-13	7-9	13	4	0	1	0	40	21
Lloyd Walton	4-10	0-0	2	2	2	0	0	24	8
Marcus Washington	3-13	5-8	4	3	0	0	5	35.5	11
Dave Delsman	0-0	0-0	0	2	0	0	0	5	0
Ed Daniels	1-3	1-2	0	3	2	0	0	17.5	3
Rick Campbell	2-3	0-0	1	3	0	0	1	12	4
Jerry Homan	0-4	1-2	6	2	1	1	0	6	1
Barry Brennan	0-0	0-0	0	1	0	0	0	1	0
TOTALS	25-69	14-21	43	29	7	3	9	200	64

North

Carolina State	FG-FGA	FT-FTA	Reb	PF	A	B	S	Min	TP
Tim Stoddard	3-4	2-2	7	5	2	0	3	25.5	8
David Thompson	7-12	7-8	7	3	2	1	3	40	21
Tom Burluson	6-9	2-6	11	4	0	7	1	36	14
Morris Rivers	4-9	6-9	2	2	5	0	3	40	14
Monte Towe	5-10	6-7	3	1	2	0	1	37.5	16
Phil Spence	1-2	1-2	3	2	3	0	1	18.5	3
Mark Moeller	0-0	0-0	0	0	0	0	0	2.5	0
TOTALS	26-46	24-34	34	17	14	8	12	200	76

HALFTIME: NORTH CAROLINA STATE 39, MARQUETTE 30.

TURNOVERS: NORTH CAROLINA STATE 23, MARQUETTE 18.

TECHNICAL FOULS: COACH MCGUIRE - 2.

OFFICIALS: JIM HOWELL, IRV BROWN.

ATTENDANCE: 15,742





MARQUETTE'S CHAMPIONSHIP HISTORY

1977 NCAA CHAMPIONS



(left to right): Jim Boylan, Bill Neary, Ulice Payne, Butch Lee, Jim Dudley, Gary Rosenberger, Bernard Toone, Jerome Whitehead, Craig Butrym, Robert Byrd, Bo Ellis.

From Marquette Head Coach Al McGuire:

(immediately following game) "I think they fell apart in the second half. We hung in there." (How do you feel?) "Emotionally drained. I'm pleased for the guys. It doesn't seem real. Ya know, you think about something like this, but ... I've always been an alley fighter. I don't usually get into the silk lace situations. It seems like it is preordained, but I don't like to use the words of TV announcers, the cliches."

(in the interview room) "We put in the four corners just yesterday in the hour allotted us for practice. We figured to run it and look for the good shot, keeping the big men underneath. For a while, both teams were playing a chess game."

"I was not emotional until a five-second count triggered me. I trigger easily. As a coach, you have to be constantly alert. Right now, I feel washed out."

"Once the avalanche came and we were tied, I tried to stop the avalanche by delays and I called timeouts. Usually we try to do it by contact lens timeouts or something like that. You have to stop the momentum no matter what."

"At the end of the game, I sat there and thought of all the locker rooms, the dirty jocks, the PALS, and the other things that a New Yorker street fighter knows when growing up."

From Marquette Player Bo Ellis:

(On McGuire's last game) "It's a super way to go, for him and for us. I'm glad for him, I'm glad for me, I'm glad for the team, I'm glad for the people of Milwaukee and even for those who said we wouldn't get this far."

From Marquette Player Butch Lee:

(On what it is like playing for McGuire) "It's not bad for the older guys. They know what to expect. For the freshmen, it gets rough. You have to get some good ear plugs."

From North Carolina Head Coach Dean Smith:

"We went into the four corners to get them out of a zone. That's a great zone with 6-9 players - Bo Ellis, Bernard Toone and Jerome Whitehead - in there. (Bruce) Buckley went in for a layup and either Bo or Whitehead blocked it. Then they went into their delay game. They hit all of their free throws down the stretch. Of course, that is what we did to get here."

From North Carolina Player Phil Ford:

"I don't want anybody to quote me as saying that my elbow affected my play out there or cost us the game. But, I feel that I have been useless to the team for the last two games. Anytime that you play for the national championship, that should give you enough to win."

From North Carolina Player Mike O'Koren:

"I knew that we were going to come back, but I didn't expect it to be that quick. And I knew that once we got the lead, we would go into the four corners and get them to chase us. But Marquette played the four corners smart. They laid back and didn't foul us."

All-Tournament Team

Mike O'Koren (North Carolina); **Butch Lee (Marquette)**; Cedric Maxwell (UNC Charlotte); **Bo Ellis (Marquette)**; **Jerome Whitehead (Marquette)**; Walter Davis (North Carolina).
Outstanding Player: Butch Lee

MARQUETTE 67, NORTH CAROLINA 59 • MARCH 28, 1977
 THE OMNI • ATLANTA, GA.

North Carolina	FG-FGA	FT-FTA	Reb	PF	A	B	S	Min	TP
Walter Davis	6-13	8-10	8	4	3	0	2	33	20
Mike O'Koren	6-10	2-4	11	5	0	1	1	30.5	14
Rich Yonakor	3-5	0-0	4	0	1	0	1	25.5	6
Phil Ford	3-10	0-0	2	3	5	0	0	38	6
John Kuester	2-6	1-2	0	5	6	0	0	31	5
Steve Kraficim	1-1	0-0	0	0	0	0	0	10	2
Tom Zaliagins	2-3	0-0	0	3	0	0	1	10	4
Dudley Bradley	1-1	0-0	0	2	0	0	0	5.5	2
Bruce Buckley	0-1	0-0	0	1	0	0	0	10.5	0
Jeff Wolf	0-1	0-0	1	0	0	0	0	3	0
Dave Colescott	0-0	0-0	0	0	0	0	0	1.5	0
Woody Coley	0-0	0-0	0	0	0	0	0	0.5	0
Ged Doughton	0-0	0-0	0	0	0	0	0	0.5	0
John Virgil	0-0	0-0	0	1	0	0	0	0.5	0
TOTALS	24-51	11-16	28	24	15	1	5	200	59
Marquette	FG-FGA	FT-FTA	Reb	PF	A	B	S	Min	TP
Bo Ellis	5-9	4-5	9	4	3	1	1	39.5	14
Bill Neary	0-2	0-0	0	1	0	0	0	11.5	0
Jerome Whitehead	2-8	4-4	11	2	2	2	0	38.5	8
Butch Lee	6-14	7-7	3	1	2	0	3	40	19
Jim Boylan	5-7	4-4	4	3	0	0	1	33	14
Gary Rosenberger	1-1	4-4	1	1	1	0	0	8.5	6
Bernard Toone	3-6	0-1	0	1	0	0	0	29	6
TOTALS	22-47	23-25	29	13	8	3	5	200	67

HALFTIME: MARQUETTE 39, NORTH CAROLINA 27
 TURNOVERS: NORTH CAROLINA 14, MARQUETTE 11
 TECHNICAL FOULS: TOONE - 1
 OFFICIALS: PAUL GALVAN, REGGIE COPELAND
 ATTENDANCE: 16,086.






MARQUETTE'S CHAMPIONSHIP HISTORY

1993-94 GREAT MIDWEST CONFERENCE REGULAR-SEASON CHAMPIONS



Front Row (left to right): Roney Eford, Carl Hren, Shane Littles, Anthony Pieper, Tony Miller, Joel Pogodzinski, William Gates, Robb Logterman, Faisal Abraham. Second row (left to right): Manager Jordan Wells, Special assistant Mark Anglavar, Assistant coach Bo Ellis, Abel Joseph, Chris Crawford, Amal McCaskill, Head coach Kevin O'Neill, Jim McIlvaine, Damon Key, Dwaine Streater, Assistant coach Craig McMillan, Head trainer David Leigh, Team chaplain Rev. William Kelly, S.J., Assistant coach Dan Theiss.

1995 NATIONAL INVITATION TOURNAMENT RUNNERS-UP



First row (left to right): Manager Patrick Sturm, Manager Jon Hoff, Manager Jim Mews, Manager Peter Ranola. Second row: Roney Eford, Anthony Pieper, William Gates, Aaron Hutchins, Tony Miller, Mark Harris, Zack McCall, Shane Littles, Wade Harbin. Third row: Administrative assistant Darrin Kibel, Assistant coach Mike Rice, Faisal Abraham, Dwaine Streater, Abel Joseph, Richard Shaw, Head coach Mike Deane, Amal McCaskill, Chris Crawford, Assistant coach Bo Ellis, Trainer Dave Leigh, Assistant coach Dan Theiss.





MARQUETTE'S CHAMPIONSHIP HISTORY

1996-97 CONFERENCE USA TOURNAMENT CHAMPIONS



First row (left to right): Manager Jim Mews, Manager Mike McMahon, Manager Chris Roche, Manager Pat Sturm Second row (left to right): John Polonowski, John Cliff, Bart Miller, Marcus West, Anthony Pieper, Aaron Hutchins, Alton Mason, Mike Bargen, Zack McCall. Third row (left to right): Administrative assistant Sean Rivers, Assistant coach Mike Rice, Assistant coach Bo Ellis, Faisal Abraham, Abel Joseph, Richard Shaw, Head coach Mike Deane, Jarrod Lovette, Chris Crawford, Trainer David Leigh, Assistant athletic director Tom Ford, Assistant coach Dan Theiss, Team chaplain Rev. William Kelly, S.J.

2002-03 C-USA REGULAR-SEASON CHAMPIONS NCAA FINAL FOUR



Front row (left to right): Assistant coach Jeff Strohm, Jared Sichtung, Karon Bradley, Travis Diener, Head coach Tom Crean, Dwyane Wade, Joe Chapman, Assistant coach Darrin Horn, Assistant coach Dwayne Stephens. Back row: Student manager Dean Manglona, Head athletic trainer Steve Condon, Special assistant Trey Schwab, Andy Freund, Terry Sanders, Scott Merritt, Chris Grimm, Robert Jackson, Steve Novak, Todd Townsend, Head strength and conditioning coach Scott Holsopple, Head student manager Dan Idstein, Father William Kelly.





MARQUETTE UNIVERSITY



BE THE
DIFFERENCE




NCAA TOURNAMENT RECORDS-MARQUETTE

TEAM

Points		
101 vs. Missouri (OT)		2003
Field Goals Made		
40 vs. Ohio		1974
Field Goals Attempted		
89 vs. Austin Peay		1973
Field Goal Percentage		
58.1% (25-43) vs. Miami (Ohio)		1971
Three-Point Field Goals Made		
12 vs. Missouri		2003
Three-Point Field Goals Attempted		
30 vs. Arkansas		1996
Three-Point Field Goal Percentage		
66.7% (12-18) vs. Missouri		2003
Free Throws Made		
31 vs. Iowa		1955
Free Throws Attempted		
44 vs. Iowa		1955
Free Throw Percentage		
95.0% (19-20) vs. Missouri		2003
Rebounds		
58 vs. Michigan State		1959
58 vs. Bowling Green		1959
Assists		
21 vs. Kentucky		2003

INDIVIDUAL


Points		
37 Terry Rand vs. Miami (Ohio)		1955
Field Goals Made		
16 Terry Rand vs. Miami (Ohio)		1955
Field Goals Attempted		
24 Allie McGuire vs. Austin Peay		1973
24 Marcus Washington vs. Minnesota		1972
24 Marcus Washington vs. Kentucky		1972
Three-Point Field Goals Made		
5 Steve Novak vs. Alabama		2006
5 Steve Novak vs. Kentucky		2003
5 Travis Diener vs. Missouri		2003
5 Travis Diener vs. Holy Cross		2003
Three-Point Field Goals Attempted		
14 Dominic James vs. Alabama		2006
14 Anthony Pieper vs. Arkansas		1996
Free Throws Made		
14 Dean Meminger vs. Kentucky		1971
Free Throws Attempted		
18 Rube Schulz vs. Iowa		1955
Rebounds		
21 Don Kojis vs. Michigan State		1959
Assists		
11 Dwyane Wade vs. Kentucky		2003
Blocked Shots		
5 Bo Ellis vs. Kentucky		1975
Steals		
5 Marcus Washington vs. NC State		1974



Bo Ellis rejected five shots against Kentucky in the first round of the 1975 NCAA Tournament.



Travis Diener's five three-point field goals in 2003 NCAA Tournament games against Missouri and Holy Cross are a school record.



Jerome Whitehead earned a spot on the 1977 NCAA Final Four All-Tournament Team.



Steve Novak was selected to the 2003 NCAA Midwest Regional All-Tournament Team.




NCAA TOURNAMENT RECORDS-OPPONENTS

TEAM


Points		
107 Kentucky		1968
Field Goals Made		
43 Kentucky		1968
43 Kentucky		1959
Field Goals Attempted		
90 Bowling Green		1959
Field Goal Percentage		
62.1% (23-37) Missouri		1982
Three-Point Field Goals Made		
15 Missouri		2003
Three-Point Field Goals Attempted		
38 Kentucky		1994
Three-Point Field Goal Percentage		
52.2% (12-23) Alabama		2006
Free Throws Made		
29 Villanova		1980
29 Kentucky		1972
Free Throws Attempted		
41 Iowa		1955
Free Throw Percentage		
95.4% (21-22) Vanderbilt		1974
Rebounds		
54 Arkansas		1996
Assists		
22 Kansas		2003
Blocked Shots		
8 Duke		1994
8 North Carolina State		1974
Steals		
16 Kentucky		1994

INDIVIDUAL

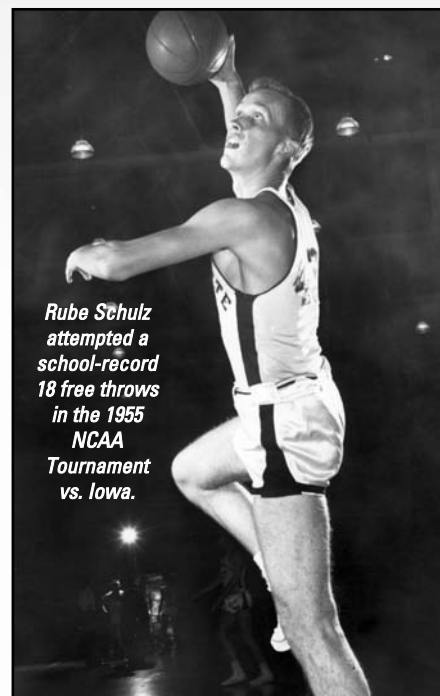
Points		
39 Austin Croshere (Providence)		1997
Field Goals Made		
14 Dan Issel (Kentucky)		1968
Field Goals Attempted		
25 Brad Leaf (Evansville)		1982
25 Clyde Turner (Minnesota)		1972
Three-Point Field Goals Made		
9 Rickey Paulding (Missouri)		2003
Three-Point Field Goals Attempted		
15 Rickey Paulding (Missouri)		2003
Free Throws Made		
15 Austin Croshere (Providence)		1997
Free Throws Attempted		
15 Austin Croshere (Providence)		1997
Rebounds		
22 Jim Brewer (Minnesota)		1972
Assists		
11 Brandin Knight (Pittsburgh)		2003
11 Jave Meade (Holy Cross)		2003
Blocked Shots		
7 Tom Burleson (North Carolina State)		1974
Steals		
4 Tony Delk (Kentucky)		1994
4 Rodrick Rhodes (Kentucky)		1994



Maurice Lucas was named to the 1974 NCAA Final Four All-Tournament Team. He is shown here shooting over Tim Stoddard in the NCAA Championship game.



Terry Rand scored a record 37 points against Miami (Ohio) in the 1955 NCAA Tournament.




Rube Schulz attempted a school-record 18 free throws in the 1955 NCAA Tournament vs. Iowa.





NIT TOURNAMENT RECORDS-MARQUETTE



Dick Nixon attempted 28 field goals against Providence in the second round of the 1963 NIT. That is the longest-standing NIT record by a Marquette player.

TEAM

Points		
101 vs. LSU		1970
Field Goals Made		
37 vs. Indiana		1985
37 vs. LSU		1970
Field Goals Attempted		
74 vs. Indiana		1985
74 vs Providence		1963
Field Goal Percentage		
60.4% (29-48) vs. Nebraska		1987
Three-Point Field Goals Made		
15 vs. Penn State		1995
Three-Point Field Goals Attempted		
27 vs. Iowa State (OT)		2004
Three-Point Field Goal Percentage		
68.2% (15-22) vs. Penn State		1995
Free Throws Made		
27 vs. LSU		1970
Free Throws Attempted		
47 vs. LSU		1970
Free Throw Percentage		
90.9% (10-11) vs. Toledo		2004
Rebounds		
51 vs. Villanova		1963
51 vs. Providence		1963
Assists		
24 vs. Toledo		2004
Blocked Shots		
5 vs. Iowa State		2004
5 vs. Creighton		1998
Steals		
16 vs. Drake		1986

INDIVIDUAL

Points		
32 Anthony Pieper vs. Penn State		1995
Field Goals Made		
12 George Thompson vs. Marshall		1967
Field Goals Attempted		
28 Dick Nixon vs. Providence		1963
Three-Point Field Goals Made		
7 Anthony Pieper vs. Penn State		1995
Three-Point Field Goals Attempted		
9 Steve Novak vs. Toledo		2004
9 Anthony Pieper vs. Penn State		1995
Free Throws Made		
10 Anthony Pieper vs. St. Bonaventure		1995
10 Joe Thomas vs. LSU		1970
10 Dean Meminger vs. Utah		1970
10 Brian Brunkhorst vs. Marshall		1967
10 Bob Wolf vs. Providence		1967
Free Throws Attempted		
16 Anthony Pieper vs. St. Bonaventure		1995
Rebounds		
15 Amal McCaskill vs. Virginia Tech (OT)		1995
15 Ric Cobb vs. Massachusetts		1970
Assists		
12 Travis Diener vs. Toledo		2004
12 Tony Miller vs. South Florida (OT)		1995
Blocked Shots		
3 Amal McCaskill vs. Penn State		1995
3 Amal McCaskill vs. USF (OT)		1995
3 Amal McCaskill vs. Auburn		1995
Steals		
6 Tony Miller vs. Penn State		1995
6 Michael Wilson vs. Syracuse		1981



Michael Wilson shares the Marquette individual record for most steals in a NIT game with six vs. Syracuse in 1981.



Dean Meminger was the MVP of the 1970 NIT. He scored 16 points in Marquette's win over St. John's (N.Y.) in the NIT title game. Meminger is shown here with the NIT MVP trophy.



NIT TOURNAMENT RECORDS-OPPONENTS

TEAM

Points

96 Seton Hall 1956

Field Goals Made

32 Indiana 1985

32 Providence 1967

Field Goals Attempted

82 Marshall 1967

82 Providence 1963

Field Goal Percentage

62.5% (30-48) Syracuse 1981

Three-Point Field Goals Made

11 Penn State 1995

Three-Point Field Goals Attempted

25 Toledo 2004

Three-Point Field Goal Percentage

60.0% (3-5) Virginia Tech (OT) 1995

Free Throws Made

30 Indiana 1985

Free Throws Attempted

45 Indiana 1985

Free Throw Percentage

84.2% (16-19) Tulsa 1967

Rebounds

56 Providence 1963

Assists

24 Indiana 1985

Blocked Shots

6 Minnesota 1998

Steals

13 Syracuse 1981

INDIVIDUAL

Points

36 James Walker (Providence) 1967

Field Goals Made

12 James Walker (Providence) 1967

12 Ray Flynn (Providence) 1963

Field Goals Attempted

30 James Walker (Providence) 1963

Three-Point Field Goals Made

5 Dan Earl (Penn State) 1995

Three-Point Field Goals Attempted

11 Chuckie Atkins (South Florida) (OT) 1995

11 Lance Weems (Auburn) 1995

Free Throws Made

12 Pete Maravich (LSU) 1970

12 James Walker (Providence) 1967

Free Throws Attempted

16 Tony Ervin (Syracuse) 1981

16 Pete Maravich (LSU) 1970

Rebounds

17 Bill Paultz (St. John's, N.Y.) 1970

Assists

14 Stew Robinson (Indiana) 1985

Blocked Shots


5 Ricky Willis (W. Michigan) 2005

Steals

4 Jermaine Blackburn (Boise State) 2004

4 Shawn Good (Virginia Tech) (OT) 1995


4 Leo Rautins (Syracuse) 1981



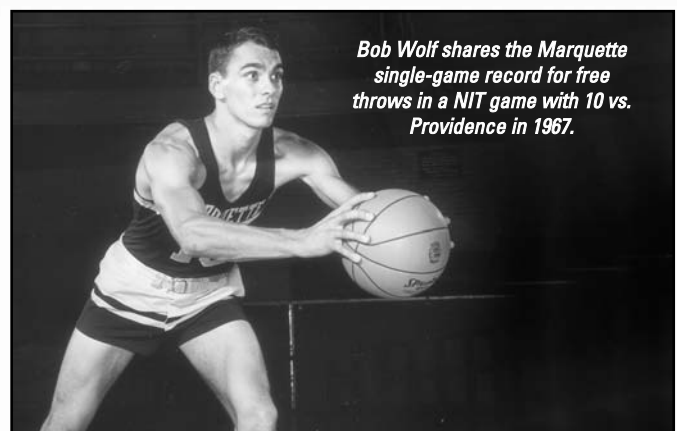
Ric Cobb was named to the 1970 All-National Invitation Tournament Second Team.

194

NIT TOURNAMENT RECORDS



Joe Thomas was a member of the 1970 All-National Invitation Tournament Second Team.



Bob Wolf shares the Marquette single-game record for free throws in a NIT game with 10 vs. Providence in 1967.





THE PEPSI BLUE & GOLD CLASSIC




In 2002, Marquette Athletics announced Pepsi as the title sponsor of the school's regular season men's basketball tournament, the Blue & Gold Classic. Pepsi's commitment has allowed the Department of Athletics to continue operating the nation's third-longest in-season men's basketball tournament.

As part of the multi-year sponsorship agreement, Pepsi makes an annual contribution to the University's Blue & Gold Fund. The Blue & Gold Fund provides scholarship support for student-athletes who compete on Marquette's 14 athletic programs.

Now in its 45th year, the Pepsi Blue & Gold Classic has been seen by over 800,000 basketball fans. In 1995, a single-night classic record 17,405 fans watched Marquette defeat Columbia, and Wis.-Green Bay upset Texas A&M. Overall, a two-night record crowd of 32,474

attended the 1995 Pepsi Blue & Gold Classic.


The Golden Eagles have won the classic 29 times, including the last six of seven. College basketball greats such as Florida State's Dave Cowens, LSU's Pete Maravich, and UCLA's Gail Goodrich have participated in the classic. Marquette players have dominated the tournament's Outstanding Player honor, with Bo Ellis, Travis Diener, Butch Lee, Dean Meminger, Glenn "Doc" Rivers, George Thompson and Dwyane Wade all having won the award.




GEORGE THOMPSON
1967 & 1968




DEAN MEMINGER
1969 & 1970




Bo ELLIS
1974 & 1975




AARON HUTCHINS
1995 & 1997



CORDELL HENRY
1999 & 2001



DWYANE WADE
2002 & 2003



TRAVIS DIENER
2003 & 2004

1
6
5

PEPSI BLUE & GOLD CLASSIC





ALL-TIME CLASSIC RESULTS

2005 PEPSI BLUE & GOLD CLASSIC

Championship: Winthrop 71, Marquette 64
 Consolation: IUPUI 58, Rice 56
 First Round: Marquette 82, Rice 65
 Winthrop 73, IUPUI 50
 Outstanding Player: Craig Bradshaw (Winthrop)
 Attendance: 22,337 (Fri. - 11,218; Sat. - 11,119)

2004 PEPSI BLUE & GOLD CLASSIC

Championship: Marquette 66, Kent State 61
 Consolation: Binghamton 57, Sam Houston State 44
 First Round: Marquette 84, Sam Houston State 71
 Kent State 77, Binghamton 52
 Outstanding Player: Travis Diener (Marquette)
 Attendance: 19,239 (Fri. - 9,119; Sat. - 10,120)

2003 PEPSI BLUE & GOLD CLASSIC

Championship: Marquette 75, Valparaiso 70
 Consolation: Ark.-Monticello 86, Savannah State 67
 First Round: Marquette 79, Savannah State 41
 Valparaiso 72, Ark.-Monticello 53
 Outstanding Player: Travis Diener (Marquette)
 Attendance: 32,240 (Fri.-15,659; Sat.-16,581)

2002 PEPSI BLUE & GOLD CLASSIC

Championship: Marquette 80, Texas-San Antonio 68
 Consolation: Idaho State 63, Coppin State 55
 First Round: Texas-San Antonio 76, Idaho State 71
 Marquette 64, Coppin State 46
 Outstanding Player: Dwyane Wade (Marquette)
 Attendance: 25,418 (Fri.-12,507; Sat.-12,911)

2001 BLUE & GOLD COCA-COLA CLASSIC

Championship: Marquette 77, Sam Houston State 58
 Consolation: Northern Illinois 87, Texas Southern 65
 First Round: Marquette 76, Texas Southern 40
 Sam Houston State 80, Northern Illinois 33
 Outstanding Player: Cordell Henry (Marquette)
 Attendance: 23,151 (Fri.-11,556; Sat.-11,595)

2000 BLUE & GOLD COCA-COLA CLASSIC

Championship: Marquette 69, Cal State Northridge 66
 Consolation: Kent State 61, Centenary 47
 First Round: Marquette 66, Centenary 47
 Cal State Northridge 89, Kent State 85
 Outstanding Player: Brian Wardle (Marquette)
 Attendance: 18,043 (Fri.-8,941; Sat.-9,102)

1999 BLUE & GOLD COCA-COLA CLASSIC

Championship: Marquette 57, Appalachian State 51
 Consolation: Toledo 71, Western Michigan 59
 First Round: Marquette 76, Western Michigan 69
 Appalachian State 68, Toledo 65
 Outstanding Player: Cordell Henry (Marquette)
 Attendance: 19,639 (Fri.-9,655; Sat.-9,984)

1998 BLUE & GOLD COCA-COLA CLASSIC

Championship: Tulsa 67, Marquette 51
 Consolation: Vermont 67, Cornell 56
 First Round: Marquette 68, Cornell 51
 Tulsa 72, Vermont 61
 Outstanding Player: Michael Ruffin (Tulsa)
 Attendance: 25,433 (Fri.-13,228; Sat.-12,205)

1997 FIRST BANK CLASSIC

Championship: Marquette 68, St. Bonaventure 61
 Consolation: Montana State 82, Ohio 66
 First Round: Marquette 85, Montana State 60
 St. Bonaventure 59, Ohio 46
 Outstanding Player: Aaron Hutchins (Marquette)
 Attendance: 26,516 (Fri.-14,304; Sat.-12,212)

1996 FIRST BANK CLASSIC

Championship: Princeton 66, Marquette 62
 Consolation: Rice 82, Prairie View A&M 53
 First Round: Marquette 104, Prairie View A&M 49
 Princeton 59, Rice 54
 Outstanding Player: Brian Earl (Princeton)
 Attendance: 28,386 (Fri.-13,376; Sat.-15,010)

1995 FIRST BANK CLASSIC

Championship: Marquette 64, Wis.-Green Bay 44
 Consolation: Texas A&M 65, Columbia 39
 First Round: Marquette 72, Columbia 45
 Wis.-Green Bay 60, Texas A&M 49
 Outstanding Player: Aaron Hutchins (Marquette)
 Attendance: 32,474 (Fri.-17,405; Sat.-15,069)

1994 FIRST BANK CLASSIC

Championship: Marquette 94, Northwestern 60
 Siena 75, Wis.-Milwaukee 58
 First Round: Marquette 101, Wis.-Milwaukee 59
 Northwestern 79, Siena 70
 Outstanding Player: Roney Eford (Marquette)
 Attendance: 31,825 (Fri.-17,377; Sat.-14,448)

1993 FIRST BANK CLASSIC

Championship: Wis.-Green Bay 46, Marquette 45
 Consolation: Detroit Mercy 79, Texas Southern 73
 First Round: Marquette 85, Texas Southern 67
 Wis.-Green Bay 74, Detroit Mercy 63 (OT)
 Outstanding Player: Logan VanderVelden (Wis.-Green Bay)
 Attendance: 29,612 (Fri.-15,772; Sat.-13,840)

1992 FIRST BANK CLASSIC

Championship: Marquette 85, Manhattan 62
 Consolation: North Carolina A&T 87, TCU 85 (OT)
 First Round: Marquette 84, North Carolina A&T 43
 Manhattan 67, TCU 42
 Outstanding Player: Damon Key (Marquette)
 Attendance: 23,606 (Fri.-13,159; Sat.-10,447)

1991 FIRST BANK CLASSIC

Championship: Penn State 60, Marquette 56
 Consolation: St. Francis (N.Y.) 64, Columbia 59
 First Round: Marquette 71, Columbia 53
 Penn State 61, St. Francis (N.Y.) 51
 Outstanding Player: Freddie Barnes (Penn State)
 Attendance: 24,150 (Fri.-11,403; Sat.-12,747)

1990 FIRST BANK CLASSIC

Championship: Marquette 75, Ark.-Little Rock 44
 Consolation: Cal State-Sacramento 79,
 Mississippi Valley State 71
 First Round: Marquette 96, Mississippi Valley State 56
 Ark.-Little Rock 67,
 Cal State-Sacramento 60
 Outstanding Player: Trevor Powell (Marquette)
 Attendance: 26,323 (Fri.-12,726; Sat.-13,597)

1989 FIRST BANK CLASSIC

Championship: Wisconsin 63, Marquette 58 (OT)
 Consolation: Gonzaga 55, UNC-Wilmington 48
 First Round: Marquette 76, UNC-Wilmington 54
 Wisconsin 63, Gonzaga 58
 Outstanding Player: Danny Jones (Wisconsin)
 Attendance: 26,335 (Fri.-11,593; Sat.-14,742)

1988 FIRST BANK CLASSIC

Championship: Wisconsin 70, Marquette 55
 Consolation: Rice 75, Maine 58
 First Round: Marquette 76, Rice 60
 Wisconsin 89, Maine 72
 Outstanding Player: Danny Jones (Wisconsin)
 Attendance: 31,287 (Fri.-13,941; Sat.-17,346)

1987 FIRST BANK CLASSIC

Championship: Cleveland State 72, Marquette 70
 Consolation: Air Force 57, Niagara 54
 First Round: Marquette 80, Air Force 52
 Cleveland State 86, Niagara 76
 Outstanding Player: Ken McFadden (Cleveland State)
 Attendance: 19,114 (Mon.-9,096; Tues.-10,018)

1986 FIRST BANK CLASSIC

Championship: Marquette 77, South Florida 61
 Consolation: Pepperdine 91, Columbia 67
 First Round: Marquette 79, Columbia 68 (2OT)
 South Florida 69, Pepperdine 65
 Outstanding Player: David Boone (Marquette)
 Attendance: 19,420 (Fri.-9,570; Sat.-9,850)

1985 MILWAUKEE CLASSIC

Championship: Marquette 60, Cal State-Long Beach 48
 Consolation: Penn State 54, Valparaiso 40
 First Round: Marquette 70, Valparaiso 57
 Cal State-Long Beach 47, Penn State 45
 Outstanding Player: Kerry Trotter (Marquette)
 Attendance: 17,700 (Fri.-8,825; Sat.-8,875)

1984 MILWAUKEE CLASSIC

Championship: Gonzaga 60, Marquette 54
 Consolation: Drake 81, Lehigh 59
 First Round: Marquette 85, Lehigh 56
 Gonzaga 56, Drake 38
 Outstanding Player: Bryce McPhee (Gonzaga)
 Attendance: 17,896 (Fri.-8,844; Sat.-9,052)



**1983 MILWAUKEE CLASSIC**

Championship: Marquette 59, Miami (Ohio) 47
 Consolation: McNeese State 61, Davidson 57
 First Round: Marquette 69, McNeese State 55
 Miami (Ohio) 70, Davidson 52
 Outstanding Player: Dwayne Johnson (Marquette)
 Attendance: 19,153 (Tues.-9,301; Wed.-9,852)

1982 MILWAUKEE CLASSIC

Championship: Marquette 69, Cincinnati 52
 Consolation: LaSalle 62, Wis.-Green Bay 51
 First Round: Marquette 57, Wis.-Green Bay 47
 Cincinnati 76, LaSalle 73
 Outstanding Player: Steve Black (LaSalle)
 Attendance: 20,797 (Mon.-10,225; Tues.-10,572)

1981 MILWAUKEE CLASSIC

Championship: Marquette 74, Arizona State 68
 Consolation: UC-Irvine 77, East Tennessee State 75
 First Round: Marquette 96, East Tennessee State 84
 Arizona State 88, UC-Irvine 73
 Outstanding Player: Glenn "Doc" Rivers (Marquette)
 Attendance: 20,866 (Mon.-10,214; Tues.-10,652)

1980 MILWAUKEE CLASSIC

Championship: Marquette 68, Clemson 67
 Consolation: Cal State-Bakersfield 48, Illinois State 47
 First Round: Marquette 95, Cal State-Bakersfield 60
 Clemson 67, Illinois State 56
 Outstanding Player: Michael Wilson (Marquette)
 Attendance: 20,633 (Fri.-10,034; Sat.-10,599)

1979 MILWAUKEE CLASSIC

Championship: Rhode Island 64, Marquette 57
 Consolation: St. Mary's (Calif.) 82, Fairfield 69
 First Round: Marquette 100, St. Mary's (Calif.) 74
 Rhode Island 74, Fairfield 57
 Outstanding Player: Oliver Lee (Marquette)
 Attendance: 20,849 (Fri.-10,234; Sat.-10,615)

1978 MILWAUKEE CLASSIC

Championship: Marquette 61, UNC-Charlotte 57
 Consolation: St. Bonaventure 83, North Texas State 67
 First Round: Marquette 84, North Texas State 69
 UNC-Charlotte 74, St. Bonaventure 61
 Outstanding Player: Bernard Toone (Marquette)
 Attendance: 21,876 (10,938 each night, capacity)

1977 MILWAUKEE CLASSIC

Championship: Marquette 65, Texas 56
 Consolation: Eastern Kentucky 79, Army 71
 First Round: Marquette 90, Eastern Kentucky 73
 Texas 74, Army 73
 Outstanding Player: Jerome Whitehead (Marquette)
 Attendance: 21,876 (10,938 each night, capacity)

1976 MILWAUKEE CLASSIC

Championship: Marquette 64, Wisconsin 57
 Consolation: Clemson 128, Boston College 76
 First Round: Marquette 67, Clemson 49
 Wisconsin 74, Boston College 66
 Outstanding Player: Butch Lee (Marquette)
 Attendance: 21,876 (10,938 each night, capacity)

1975 MILWAUKEE CLASSIC

Championship: Marquette 82, Wisconsin 66
 Consolation: Miami (Ohio) 90, Stanford 72
 First Round: Marquette 79, Miami (Ohio) 52
 Wisconsin 70, Stanford 64
 Outstanding Player: Bo Ellis (Marquette)
 Attendance: 21,876 (10,938 each night, capacity)

1974 MILWAUKEE CLASSIC

Championship: Marquette 73, Virginia 55
 Consolation: Georgia 91, Wisconsin 89 (OT)
 First Round: Marquette 100, Georgia 70
 Virginia 86, Wisconsin 78
 Outstanding Player: Bo Ellis (Marquette)
 Attendance: 21,876 (10,938 each night, capacity)

1973 MILWAUKEE CLASSIC

Championship: Marquette 49, Wisconsin 48 (OT)
 Consolation: Arizona 86, Southern Methodist 82
 First Round: Marquette 76, Arizona 62
 Wisconsin 74, Southern Methodist 73
 Outstanding Player: Maurice Lucas (Marquette)
 Attendance: 21,876 (10,938 each night, capacity)

1972 MILWAUKEE CLASSIC

Championship: Marquette 75, Wisconsin 73 (2OT)
 Consolation: Rice 72, Yale 70 (OT)
 First Round: Marquette 71, Rice 40
 Wisconsin 90, Yale 64
 Outstanding Player: Kerry Hughes (Wisconsin)
 Attendance: 21,047 (Fri.-10,301; Sat.-10,746)

1971 MILWAUKEE CLASSIC

Championship: Marquette 74, Marshall 72
 Consolation: Wisconsin 82, Georgetown 62
 First Round: Marquette 88, Georgetown 44
 Marshall 85, Wisconsin 83
 Outstanding Player: Bob Lackey (Marquette)
 Attendance: 21,492 (10,746 each night, capacity)

1970 MILWAUKEE CLASSIC

Championship: Marquette 72, Wisconsin 69
 Consolation: Texas 85, Dartmouth 76
 First Round: Marquette 98, Dartmouth 55
 Wisconsin 89, Texas 73
 Outstanding Player: Dean Meminger (Marquette)
 Attendance: 21,492 (10,746 each night, capacity)

1969 MILWAUKEE CLASSIC

Championship: Marquette 64, Wisconsin 43
 Consolation: Utah State 80, Delaware 66
 First Round: Marquette 99, Delaware 71
 Wisconsin 81, Utah State 74
 Outstanding Player: Dean Meminger (Marquette)
 Attendance: 19,678 (Fri.-8,932; Sat.-10,746)

1968 MILWAUKEE CLASSIC

Championship: Marquette 59, Wisconsin 56 (OT)
 Consolation: Ohio 68, Army 60
 First Round: Marquette 62, Army 42
 Wisconsin 74, Ohio 68
 Outstanding Player: George Thompson (Marquette)
 Attendance: 20,881 (Fri.-10,135; Sat.-10,746)

1967 MILWAUKEE CLASSIC

Championship: Wisconsin 70, Marquette 62
 Consolation: Florida State 130, LSU 100
 First Round: Marquette 78, Florida State 58
 Wisconsin 96, LSU 94
 Outstanding Player: George Thompson (Marquette)
 Attendance: 21,156 (Fri.-10,410; Sat.-10,746)

1966 MILWAUKEE CLASSIC

Championship: Wisconsin 88, South Carolina 84
 Consolation: Marquette 82, Fordham 58
 First Round: South Carolina 63, Marquette 61
 Wisconsin 67, Fordham 66
 Outstanding Player: Chuck Nagle (Wisconsin)
 Attendance: 18,712 (Fri.-8,090; Sat.-10,622)

1965 MILWAUKEE CLASSIC

Championship: Marquette 75, Washington 74
 Consolation: West Virginia 101, Wisconsin 93
 First Round: Marquette 100, West Virginia 87
 Washington 81, Wisconsin 67
 Outstanding Player: Ron Williams (West Virginia)
 Attendance: 13,425 (Fri.-5,585; Sat.-7,840)

1964 MILWAUKEE CLASSIC

Championship: UCLA 115, Boston College 93
 Consolation: Marquette 62, Wisconsin 61
 First Round: UCLA 61, Marquette 52
 Boston College 86, Wisconsin 85
 Outstanding Player: Gail Goodrich (UCLA)
 Attendance: 15,820 (Fri.-6,930; Sat.-8,890)

1963 MILWAUKEE CLASSIC

Championship: Wisconsin 104, Georgia Tech 84
 Consolation: Marquette 98, Dartmouth 69
 First Round: Georgia Tech 84, Marquette 83
 Wisconsin 94, Dartmouth 68
 Outstanding Player: Ken Gustafson (Wisconsin)
 Attendance: 14,520 (Fri.-6,540; Sat.-7,980)


1962 MILWAUKEE CLASSIC

Championship: Wisconsin 70, Marquette 56
 Consolation: Navy 73, Utah 58
 First Round: Marquette 76, Navy 56
 Wisconsin 94, Utah 72
 Outstanding Player: Ken Siebel (Wisconsin)
 Attendance: 19,486 (Fri.-8,740; Sat.-10,746)






SEASON-BY-SEASON CAPTAINS LEADING SCORERS & REBOUNDERS



Mike Moran



Ron Glaser

Season	Captain(s)	Leading Scorer	Leading Rebounder
1916-17	John Fay	Al Delmore (7.3 ppg)	*
1917-18	J.C. Long	Al Delmore (5.1 ppg)	*
1918-19	No games		
1919-20	Mark O'Malley	Mark O'Malley (*)	*
1920-21	Mark O'Malley	Red Dunn (*)	*
1921-22	Dukes Deford	Dick Quinn (7.0 ppg)	*
1922-23	Red Dunn	Dick Quinn (*)	*
1923-24	Dick Quinn	Dick Quinn (*)	*
1924-25	John Fahay	Robert Demoling (3.6 ppg)	*
1925-26	Robert Demoling	Robert Demoling (*)	*
1926-27	Ed Herte	Floyd Razner (4.5 ppg)	*
1927-28	Floyd Razner	Jim O'Donnell (6.3 ppg)	*
1928-29	Walter Gerbert	Roy Andrew (5.3 ppg)	*
1929-30	Jim O'Donnell	Roy Andrew (6.7 ppg)	*
1930-31	Joe King	Whitey Budrunas (8.9 ppg)	*
1931-32	Whitey Budrunas	Whitey Budrunas (8.9 ppg)	*
	Frank Zummach		
1932-33	Gene Ronzani	Ray Morstadt (9.6 ppg)	*
	Al Shipley		
1933-34	Adolph Gorychka	Ray Morstadt (8.5 ppg)	*
	Ed Mullen		
1934-35	Ray Morstadt	Ray Morstadt (10.9 ppg)	*
1935-36	Cy Rubado	Charles Eirich (5.7 ppg)	*
1936-37	Bob O'Keefe	Glenn Adams (5.0 ppg)	*
1937-38	Al Cofone	Paul Sokody (6.7 ppg)	*
	George Hesik		
	Paul Sokody		
1938-39	Erwin Graf	Bob Deneen (11.4 ppg)	*
	Dave Quabius		
1939-40	Bob Deneen	Bob Deneen (9.7 ppg)	*
	Bill McDonald		
1940-41	Bill Komenich	Bill Komenich (7.2 ppg)	*
1941-42	Bernol Ketchum	Ray Kuffel (8.4 ppg)	*
	Matt Reichl		
1942-43	Bill Chandler, Jr.	Ray Kuffel (8.9 ppg)	*
	Jerry Schudrowitz		
1943-44	Bill Chandler, Jr.	Howie Kallenberger (12.1 ppg)	*
1944-45	Bill Chandler, Jr.	Gene Berce (13.4 ppg)	*
1945-46	Orlando Palesse	Howie Kallenberger (9.3 ppg)	*
	Bob Rosendahl		
1946-47	Chuck Polzin	Gene Berce (14.7 ppg)	*
1947-48	Gene Berce	Gene Berce (17.7 ppg)	*
1948-49	Frank McCabe	Frank McCabe (12.7 ppg)	*
1949-50	Joe Faupl	Mel Peterson (10.1 ppg)	*
1950-51	Russ Geldmacher	Grant Wittberger (12.8 ppg)	Grant Wittberger (10.5 rpg)
1951-52	Gene Schramka	Russ Wittberger (12.0 ppg)	Grant Wittberger (9.1 rpg)
1952-53	Dick Schwab	Russ Wittberger (19.4 ppg)	Russ Wittberger (8.5 rpg)
	Glenn Sievers		
1953-54	Ralph Wilson	Terry Rand (15.2 ppg)	Terry Rand (10.3 rpg)
1954-55	Rube Schulz	Terry Rand (15.9 ppg)	Terry Rand (14.7 rpg)
	Russ Wittberger		
1955-56	Don Bugalski	Terry Rand (20.3 ppg)	Terry Rand (13.1 rpg)
1956-57	Dennis Carroll	Mike Moran (20.4 ppg)	John Glaser (14.0 rpg)
1957-58	John Glaser	Mike Moran (17.1 ppg)	Walt Mangham (10.2 rpg)
1958-59	Gene Suppelsa	Mike Moran (18.1 ppg)	Don Kojis (13.0 rpg)
1959-60	Jim Kollar	Don Kojis (20.9 ppg)	Don Kojis (15.4 rpg)
1960-61	Ed Carter	Don Kojis (21.4 ppg)	Don Kojis (17.1 rpg)
1961-62	Dick Nixon	Ron Glaser (16.4 ppg)	Dave Erickson (8.4 rpg)
1962-63	Dick Nixon	Ron Glaser (17.6 ppg)	Dave Erickson (8.8 rpg)
1963-64	John Stone	Tom Flynn (17.3 ppg)	Tom Flynn (10.2 rpg)

100


SEASON-BY-SEASON STATISTICS





Season	Captain(s)	Leading Scorer	Leading Rebounder
1964-65	Tom Flynn	Tom Flynn (16.5 ppg)	Paul Carbins (11.7 rpg)
1965-66	Tom Flynn	Bob Wolf (22.0 ppg)	Paul Carbins (11.4 rpg)
1966-67	Bob Wolf	Bob Wolf (18.4 ppg)	Brian Brunkhorst (7.8 rpg)
1967-68	Brian Brunkhorst	George Thompson (22.9 ppg)	George Thompson (8.6 rpg)
1968-69	George Thompson	George Thompson (20.2 ppg)	Ric Cobb (9.7 rpg)
1969-70	Joe Thomas	Dean Meminger (18.8 ppg)	Ric Cobb (9.1 rpg)
1970-71	Dean Meminger	Dean Meminger (21.2 ppg)	Jim Chones (11.5 rpg)
1971-72	Bob Lackey	Bob Lackey (15.2 ppg)	Larry McNeill (9.2 rpg)
1972-73	Allie McGuire	Larry McNeill (17.6 ppg)	Maurice Lucas (10.9 rpg)
1973-74	Marcus Washington	Maurice Lucas (15.8 ppg)	Maurice Lucas (10.6 rpg)
1974-75	Rick Campbell	Bo Ellis (16.3 ppg)	Bo Ellis (10.5 rpg)
1975-76	Earl Tatum	Earl Tatum (18.3 ppg)	Bo Ellis (9.3 rpg)
	Lloyd Walton		
1976-77	Bo Ellis	Butch Lee (19.6 ppg)	Bo Ellis (8.3 rpg)
1977-78	Butch Lee	Butch Lee (17.7 ppg)	Jerome Whitehead (8.3 rpg)
1978-79	Bernard Toone	Bernard Toone (18.7 ppg)	Bernard Toone (6.7 rpg)
1979-80	Robert Byrd	Sam Worthen (16.9 ppg)	Robert Byrd (10.0 rpg)
1980-81	Michael Wilson	Oliver Lee (17.7 ppg)	Oliver Lee (6.5 rpg)
1981-82	Michael Wilson	Michael Wilson (16.1 ppg)	Dean Marquardt (6.6 rpg)
1982-83	Glenn Rivers	Glenn Rivers (13.2 ppg)	Marc Marotta (6.0 rpg)
	Terrell Schlundt		
1983-84	Marc Marotta	Dwayne Johnson (14.0 ppg)	Marc Marotta (7.1 rpg)
	Terry Reason		
	Don Smolinski		
1984-85	Robert Hall	Kerry Trotter (12.4 ppg)	Kerry Trotter (6.2 rpg)
	Mandy Johnson		
1985-86	Walter Downing	David Boone (15.3 ppg)	David Boone (10.6 rpg)
	Kerry Trotter		
1986-87	David Boone	David Boone (15.9 ppg)	David Boone (8.8 rpg)
1987-88	Pat Foley	Tony Smith (13.1 ppg)	Trevor Powell (6.0 rpg)
1988-89	Mike Flory	Trevor Powell (15.1 ppg)	Trevor Powell (6.3 rpg)
1989-90	Tony Smith	Tony Smith (23.8 ppg)	Trevor Powell (7.8 rpg)
1990-91	Mark Anglavar	Damon Key (13.2 ppg)	Trevor Powell (7.3 rpg)
	Rod Grosse		
	Trevor Powell		
1991-92	Ron Curry	Damon Key (13.6 ppg)	Ron Curry (7.2 rpg)
	Damon Key		
	Jim McIlvaine		
1992-93	Ron Curry	Ron Curry (14.4 ppg)	Ron Curry (8.1 rpg)
	Damon Key		
	Tony Miller		
1993-94	Damon Key	Damon Key (15.6 ppg)	Jim McIlvaine (8.3 rpg)
	Robb Logterman		
	Tony Miller		
1994-95	Tony Miller	Roney Eford (13.2 ppg)	Amal McCaskill (8.5 rpg)
1995-96	Roney Eford	Aaron Hutchins (14.0 ppg)	Amal McCaskill (8.9 rpg)
1996-97	Anthony Pieper	Chris Crawford (14.9 ppg)	Faisal Abraham (6.5 rpg)
1997-98	Abel Joseph	Aaron Hutchins (15.2 ppg)	Jarrod Lovette (6.9 rpg)
1998-99	Mike Bargen	Brian Wardle (12.3 ppg)	Mike Bargen (5.4 rpg)
	Jarrod Lovette		
1999-00	John Cliff	Brian Wardle (16.6 ppg)	Oluoma Nnamaka (6.7 rpg)
	Brian Wardle		
2000-01	Brian Wardle	Brian Wardle (18.8 ppg)	Odartey Blankson (5.5 rpg)
2001-02	Jon Harris		
	Oluoma Nnamaka	Dwyane Wade (17.8 ppg)	Dwyane Wade (6.6 rpg)
2002-03	Dwyane Wade	Dwyane Wade (21.5 ppg)	Robert Jackson (7.5 rpg)
2003-04	Travis Diener	Travis Diener (18.8 ppg)	Scott Merritt (7.1 rpg)
	Terry Sanders		
2004-05	Travis Diener	Travis Diener (19.7 ppg)	Marcus Jackson (8.5 rpg)
	Marcus Jackson		
	Todd Townsend		
2005-06	Joe Chapman	Steve Novak (17.5 ppg)	Steve Novak (5.9 rpg)
	Steve Novak		

*not available



Chris Crawford



Oluoma Nnamaka

190

SEASON-BY-SEASON STATISTICS







MARQUETTE ALL-AMERICANS




Ed Mullen • 1933-34
Chuck Taylor Converse




Dave Quabius • 1938-39
Chuck Taylor Converse




Terry Rand • 1955-56
All-Catholic




Don Kojis • 1959-60
Catholic Digest • 1960-61
Chuck Taylor Converse;
Catholic Digest



George Thompson
1968-69
Chuck Taylor Converse




Dean Meminger • 1969-70
Chuck Taylor Converse;
NEA • 1970-71 AP; Converse;
Helms; NABC; NEA; Sporting
News; UPI; USBWA




Jim Chones • 1971-72
AP; Converse; UPI




Bob Lackey • 1971-72
Helms




Maurice Lucas • 1973-74
Converse (2nd team)



Bo Ellis • 1974-75
Converse (2nd team);
Independent • 1976-77
AP (2nd team);
Basketball Weekly; Converse




Lloyd Walton • 1974-75
Independent • 1975-76
Basketball Weekly
(2nd team);
Independent




Earl Tatum • 1975-76
AP; Basketball Weekly;
Converse (2nd team); Helms;
Independent; UPI; USBWA




Butch Lee • 1976-77:
AP (2nd team); Basketball
Weekly; Converse • 1977-78: AP;
Basketball Weekly; Citizen
Savings; Converse; NABC;
Sporting News; UPI; USBWA




Jerome Whitehead
1977-78
Converse; NABC




Sam Worthen • 1978-79
Basketball Weekly
(2nd team) 1979-80: Basketball
Weekly
(2nd team); Medalist; Playboy;
Sport; UPI (3rd team); USBWA




Glenn "Doc" Rivers
1981-82
Converse
1982-83
AP, UPI (honorable mention)



Tony Smith • 1989-90
AP (honorable mention);
Basketball Weekly;
Sporting News; UPI



Tony Miller • 1991-92
Basketball Weekly
All Freshmen (5th team)



Roney Eford • 1992-93
Basketball Weekly
All-Freshmen (5th team)



Jim McIlvaine • 1993-94
AP (honorable mention)



Dwyane Wade • 2001-02
AP (Honorable Mention)
2002-03: AP; Sporting News;
USBWA; ESPN.com
Basketball Times;
FOXSPORTS.com; CNNI.com (1st
team)



Travis Diener • 2004-05
AP (Honorable Mention)

120

MARQUETTE ALL-AMERICANS





M CLUB HALL OF FAME

Class of 1972

Joseph (Red) Dunn - Football; Conrad Jennings - Men's Track and Field Coach, Athletic Director; Donald Kojis - Men's Basketball; Donald McFayden - Hockey; Ralph Metcalfe - Men's Track and Field; Gene Ronzani - Men's Basketball, Football, Men's Track and Field

Class of 1974

Raymond Buivid - Football; J. Edward Mullen - Men's Basketball; Melvin "Bus" Shimek - Men's Track and Field, Men's Track and Field Coach; John Sisk - Football, Men's Track and Field; Kenneth Wiesner - Men's Basketball, Men's Track and Field

Class of 1980

Robert Allen - Men's Track and Field; John Bennett - Men's Track and Field; Eugene Berce - Men's Basketball; Al McGuire - Athletic Director, Men's Basketball Coach; George Thompson - Men's Basketball; Robert Weingart - Athletic Trainer

Class of 1985

Ronald Drzewiecki - Football; Barney Karpfinger - Wrestling, Wrestling Coach; Ernest Kukla - Football, Men's Basketball, Men's Track and Field; Alfred "Butch" Lee - Men's Basketball

Class of 1988

William Chandler - Men's Basketball Coach; Ward Cuff - Football, Men's Track and Field; Dr. Charles Eichenberger - Team Physician; Maurice "Bo" Ellis - Men's Basketball; Arthur Krueger - Football; Dean Meminger - Men's Basketball; Charles Mulcahy - Men's Tennis

Class of 1991

Men's Basketball 1977 National Championship Team; George Andrie - Football; Kathy Andrykowski - Women's Basketball, Volleyball; Frank Glaser - Men's Basketball; Men's Track and Field; Hayden Knight - Men's Soccer; Stan Lowe - Athletic Director; Maurice Lucas - Men's Basketball; Frank Murray - Football Coach, Men's Basketball Coach

Class of 1996

Women's Cross Country 1982 National Championship Team; Harlow Hellstrom - Wrestling, Wrestling Coach; Ray Kuffel - Men's Basketball, Football; Terry Rand - Men's Basketball; Hank Raymonds - Athletic Director, Men's Basketball Coach; John Rydeski - Men's Track and Field; Julie Sievers - Women's Basketball; Katie Webb - Women's Cross Country, Women's Track and Field

Class of 1999

Men's Basketball 1970 NIT Championship Team; Keith Hanson - Men's Cross Country, Men's Track and Field; Clare Look - Women's Track and Field, Women's Tennis; Fred McGaver - Wrestling; Milt Trost - Football, Men's Track and Field; Dave Uhrich - Men's Cross Country, Men's Track and Field; Barb Vanlieshout - Women's Tennis

Class of 2004

Phil Buerk - Wrestling; Jim Chones - Men's Basketball; Ed Hoyle - Track & Field; Kristen Maskala - Women's Basketball; Glenn "Doc" Rivers - Men's Basketball; Tat Shiely - Women's Basketball & Volleyball, Athletic Administration; Earl Tatum - Men's Basketball


Class of 2006

Men's Basketball 1974 NCAA Runner-up Team; Dan Fax - Track & Field; Ana Fernandez - Women's Tennis; William Kumprey - Wrestling; Elisa Penalvo - Women's Tennis; Kelly Roethe - Women's Soccer; Tony Smith - Men's Basketball; Abbie Willenborg - Women's Basketball







M CLUB HALL OF FAME




Maurice Lucas was inducted into the M Club Hall of Fame in 1991. In two varsity seasons at Marquette he registered 939 points and 643 rebounds. He was the MVP of the 1974 squad that was the NCAA Runner-Up. Lucas was a first-round selection in the NBA and ABA Drafts. He played professionally for 14 seasons and was a member of the 1977 NBA Champion Portland Trailblazers.



Gene Berce was selected to the M Club Hall of Fame in 1980. He was among the nation's leading scorers in 1947-48 and broke his own school record with 35 points against Notre Dame, his final Marquette appearance. He led Marquette in scoring in 1945, 1947 and 1948 and established single-season scoring records each year.



Ray Kuffel lettered on Marquette's basketball team in 1941-42, 1942-43 and 1946-47. He was the team's leading scoring in 1941-42 and 1942-43. He also was a three-year letterwinner in football and was named an All-American and an All-Catholic All American in 1946. Kuffel was the second recipient of Marquette's McCahill Award. He was inducted into the M Club Hall of Fame in 1996.



Gene Ronzani was Marquette's first nine-time letterwinner and was a member of the M Club Hall of Fame's inaugural class. He captained the 1933 basketball team and led the cagers to a 40-15 record during his three seasons. He was a member of Marquette's undefeated football team in 1930 and held the school records in the javelin and shot put.

172


M CLUB HALL OF FAME





AWARDS

National Awards



Glenn "Doc" Rivers was presented the Olympia Award in 1983 following his selection as the Most Valuable Player of the U.S. team in international competition in Cali, Colombia. The Olympia Award recognizes and rewards excellence and achievements by amateur athletes.

Basketball Weekly Player of the Year Award
Butch Lee - 1977-78

Henry Iba Corinthian Award
(nation's top defensive player)
Jim McIlvaine - 1993-94

Naismith Award
(United Press International
Player of the Year)
Butch Lee - 1977-78

Rupp Award
(Associated Press Player
of the Year Award)
Butch Lee - 1977-78



Butch Lee is shown here receiving the 1978 Naismith Award.

McCahill Award


The McCahill Award is presented annually to the Marquette senior athlete from the previous year who has demonstrated the highest performance in scholarship, leadership and athletics. It is awarded by the William J. McCahill, Sr., family in honor of their son, Captain Robert L. McCahill, a former Marquette athlete who gave his life for his country on Iwo Jima during World War II.

Year	Athlete	Sport(s)	Year	Athlete	Sport(s)
1946	William Chandler	Men's basketball	1981	John Rydeski	Men's track and field
1947	Raymond Kuffel	Men's basketball	1982	Linda Raymonds	Women's tennis
1948	Charles Schuette	Football; Men's track and field	1983	Steve Pribramsky	Men's track and field
1949	Joseph Gagliardo	Football	1984	Laurie Hottinger	Women's cross country; Women's track and field
1950	Allan Molgaard	Football		Marc Marotta	Men's basketball
1951	Richard Schmandt	Men's track and field	1985	Patrick Sorrentino	Men's soccer
1952	Daniel Makowski	Football	1986	Keith Hanson	Men's cross country; Men's track and field
1953	James Tobias	Football	1987	Jim Schmitz	Wrestling
1954	John Bennett	Men's track and field	1988	Clare Look-Jaeger	Women's track and field; Women's tennis
1955	Russell Wittberger	Men's basketball	1989	Peter Bandettini	Men's track and field
1956	David Donarski	Football	1990	Meg Mulcahy	Women's tennis
1957	Robert Walczak	Men's basketball	1991	Sherri Goll	Volleyball
1958	Edward Hoyle	Men's track and field	1992	Peppur Chambers	Women's track and field
1959	Charles Mulcahy	Men's tennis	1993	Christine Spindler	Women's track and field
1960	Frank Mestrik	Football	1994	Kristen Maskala	Women's basketball
1961	Donald Kojis	Men's basketball		Jim McIlvaine	Men's basketball
1962	No award given		1995	Christine Kennedy	Women's basketball
1963	Ronald Glaser	Men's basketball		Chago Navarro	Men's cross country; Men's track and field
1964	Robert Hornak	Men's basketball	1996	Jane Richards	Women's track and field
1965	Richard Andrews	Wrestling	1997	Christy Rice	Women's cross country; Women's track and field
1966	Thomas Flynn	Men's basketball; Men's track and field		Scott Ziemba	Men's soccer
1967	Robert Wolf	Men's basketball	1998	Martha Meyer	Volleyball
1968	Philip Buerk	Wrestling	1999	Joy Kregelberg	Women's track and field
1969	George Thompson	Men's basketball	2000	Kelly Roethe	Women's soccer
1970	Ric Cobb	Men's basketball		Lisa Oldenburg	Women's basketball
1971	Dean Meminger	Men's basketball	2001	Brian Wardle	Men's basketball
1972	Charles Besser	Golf		Rhegan Hyppio	Women's soccer
1973	Allie McGuire	Men's basketball	2002	Joe Herington	Men's track and field; Men's cross country
1974	David Lugert	Men's soccer		Kristi Johnson	Women's basketball
1975	Richard Rock	Men's soccer	2003	Kate Gordon	Women's Soccer
1976	Peter Glaeser	Men's track and field	2004	Susan Barth	Women's track and field
1977	Michael Jarecki	Wrestling	2005	Brianna Dahm	Women's track and field
1978	Butch Lee	Men's basketball			
1979	Michael Banaham	Men's soccer			
1980	Kathy Andrykowski	Women's basketball; Volleyball			






MARQUETTE ALL-TIME LEADING SCORERS



Name/Season	Games	FG-FGA	3FG-3FGA	FT-FTA	Pts.	Avg.
1. George Thompson						
1966-67	29	200-400		123-187	523	18.0
1967-68	29	252-507		160-247	664	22.9
1968-69	29	206-443		174-240	586	20.2
TOTALS	87	658-1350		457-674	1773	20.4




2. Butch Lee						
1974-75	26	85-188		45-56	215	8.3
1975-76	29	160-354		77-98	397	13.7
1976-77	32	239-501		150-172	628	19.6
1977-78	28	182-360		131-149	495	17.7
TOTALS	115	666-1403		403-475	1735	15.1



3. Travis Diener						
2001-02	33	77-179	57-129	51-67	262	7.9
2002-03	33	124-313	69-190	74-91	391	11.8
2003-04	31	179-424	90-200	136-154	584	18.8
2004-05	23	131-312	68-168	124-148	454	19.7
TOTALS	120	511-1228	284-687	385-460	1691	14.1



4. Brian Wardle						
1997-98	31	109-306	46-157	55-71	319	10.3
1998-99	28	118-311	36-101	73-88	345	12.3
1999-00	29	169-380	50-125	94-120	482	16.6
2000-01	29	175-433	65-170	129-154	544	18.8
TOTALS	117	571-1430	197-553	351-433	1690	14.4



5. Tony Smith						
1986-87	29	86-161	1-3	61-81	234	8.1
1987-88	28	136-260	7-19	88-119	367	13.1
1988-89	28	153-275	8-12	84-115	398	14.2
1989-90	29	240-485	36-87	173-202	689	23.8
TOTALS	114	615-1181	52-121	406-517	1688	14.8



6. Bo Ellis						
1973-74	31	167-312		44-61	378	12.2
1974-75	27	174-359		93-135	441	16.3
1975-76	29	141-333		63-85	345	11.9
1976-77	32	192-379		115-153	499	15.6
TOTALS	119	674-1383		315-434	1663	14.0



7. Damon Key						
1990-91	29	151-294	1-6	80-98	383	13.2
1991-92	28	146-253	0-1	90-119	382	13.6
1992-93	27	136-264	2-6	93-107	367	13.6
1993-94	33	194-418	12-30	115-157	515	15.6
TOTALS	117	627-1229	15-45	378-481	1647	14.1






8. Dean Meminger						
1968-69	29	172-409		131-233	475	16.4
1969-70	29	184-400		178-279	546	18.8
1970-71	29	216-425		184-250	616	21.2
TOTALS	87	572-1234		493-762	1637	18.8





Name/Season	Games	FG-FGA	3FG-3FGA	FT-FTA	Pts.	Avg.
9. Trevor Powell						
1987-88	27	139-264	0-0	44-69	322	11.9
1988-89	28	184-349	0-1	55-102	423	15.1
1989-90	29	192-375	0-0	99-137	483	16.7
1990-91	28	142-243	0-0	59-101	343	12.3
TOTALS	112	657-1231	0-1	257-409	1571	14.0
10. Steve Novak						
2002-03	33	67-133	55-109	31-33	220	6.7
2003-04	31	118-290	89-207	62-68	387	12.5
2004-05	31	127-278	89-193	76-84	419	13.5
2005-06	31	173-363	121-259	74-76	541	17.5
TOTALS	126	485-1,065	354-768	243-261	1567	12.4
11. Don Kojis						
1958-59	29	152-383		99-174	403	13.9
1959-60	25	219-481		85-142	523	20.9
1960-61	27	232-536		114-174	578	21.4
TOTALS	81	603-1400		298-490	1504	18.6
12. Bob Wolf						
1964-65	26	123-312		126-179	372	14.3
1965-66	26	215-457		143-198	573	22.0
1966-67	29	205-427		124-172	534	18.4
TOTALS	81	543-1196		393-549	1479	18.3
13. Roney Eford						
1992-93	28	108-237	29-68	62-78	307	11.0
1993-94	33	126-302	39-96	48-70	339	10.3
1994-95	33	154-367	49-132	79-119	436	13.2
1995-96	31	146-346	33-94	64-85	389	12.5
TOTALS	125	524-1252	150-390	253-352	1471	11.8
14. Aaron Hutchins						
1994-95	33	55-134	26-72	44-61	180	5.5
1995-96	31	136-363	71-192	90-106	433	14.0
1996-97	31	145-347	65-184	60-86	415	13.4
1997-98	27	137-310	59-144	78-94	411	15.2
TOTALS	122	473-1154	221-592	272-347	1439	11.8
15. Mike Moran						
1956-57	23	170-400		130-192	470	20.4
1957-58	21	134-295		91-127	359	17.1
1958-59	29	195-413		136-206	526	18.1
TOTALS	73	499-1108		357-525	1355	18.6
16. Russ Wittberger						
1951-52	25	122-*		55-88	299	12.0
1952-53	24	161-360		143-199	465	19.4
1953-54	25	118-275		91-127	327	13.1
1954-55	26	95-217		72-115	262	10.1
TOTALS	100	496-*		361-529	1353	13.5
17. Cordell Henry						
1998-99	29	66-199	27-84	50-65	209	7.2
1999-00	29	91-255	34-109	48-60	264	9.1
2000-01	29	134-305	30-95	76-105	374	12.9
2001-02	33	181-396	50-133	88-106	500	15.2
TOTALS	120	472-1155	141-421	262-336	1347	11.2




1
7
5

MU ALL-TIME LEADING SCORERS







Name/Season	Games	FG-FGA	3FG-3FGA	FT-FTA	Pts.	Avg.
17. Ron Glaser						
1960-61	27	150-371		94-124	394	14.6
1961-62	26	162-380		102-127	426	16.4
1962-63	29	203-417		104-139	510	17.6
TOTALS	82	515-1168		300-390	1330	16.2



18. Terry Rand						
1953-54	26	152-232		91-146	395	15.2
1954-55	27	158-425		112-180	428	15.9
1955-56	24	177-387		132-205	486	20.3
TOTALS	77	487-1044		335-531	1309	17.0



19. Michael Wilson						
1978-79	29	70-170		28-44	168	5.8
1979-80	27	97-216		36-49	230	8.5
1980-81	31	158-289		69-89	385	12.4
1981-82	32	201-395		114-159	516	16.1
TOTALS	119	526-1070		247-341	1299	10.9



20. Tom Flynn						
1963-64	26	189-457		72-112	450	17.3
1964-65	26	162-430		106-149	430	16.5
1965-66	26	153-385		96-137	402	15.5
TOTALS	78	504-1272		274-398	1282	16.4




21. Dwyane Wade						
2001-02	33	223-458	18-52	107-155	571	17.8
2002-03	33	251-501	14-44	194-249	710	21.5
TOTALS	66	474-959	32-96	301-404	1281	19.7




22. Jim McIlvaine						
1990-91	28	84-145	0-0	55-92	223	8.0
1991-92	29	102-187	0-0	95-126	299	10.3
1992-93	28	111-192	0-0	85-119	307	11.0
1993-94	33	170-322	0-0	109-164	449	13.6
TOTALS	118	467-846	0-0	344-501	1278	10.8




23. Anthony Pieper						
1993-94	33	52-139	30-93	29-39	163	4.9
1994-95	33	129-339	73-195	100-135	431	13.1
1995-96	30	111-268	62-162	64-77	348	11.6
1996-97	26	100-230	46-114	46-60	292	11.2
TOTALS	122	392-986	211-564	239-311	1234	10.1



Glenn "Doc" Rivers						
1980-81	31	182-329		70-119	434	14.0
1981-82	29	173-382		70-108	416	14.3
1982-83	29	163-373		58-95	384	13.2
TOTALS	89	518-1084		198-322	1234	13.9



Earl Tatum						
1972-73	16	10-26		4-5	24	1.5
1973-74	31	136-293		40-67	312	10.1
1974-75	27	156-325		55-76	367	13.6
1975-76	29	241-493		49-64	531	18.3
TOTALS	103	543-1137		148-212	1234	12.0









26. Oliver Lee						
1977-78	26	36-75		18-25	90	3.5
1978-79	26	70-124		36-41	176	6.8
1979-80	26	181-363		51-64	413	15.9
1980-81	31	232-458		84-99	548	17.7
TOTALS	109	519-1020		189-229	1227	11.3





Name/Season	Games	FG-FGA	3FG-3FGA	FT-FTA	Pts.	Avg
27. Kerry Trotter						
1982-83	29	57-120		27-39	141	4.9
1983-84	30	127-279		57-79	311	10.4
1984-85	29	142-286		76-94	360	12.4
1985-86	30	152-331		105-131	409	13.6
TOTALS	118	478-1016		265-343	1221	10.3
28. Robb Logterman						
1990-91	29	103-267	54-148	51-61	311	10.7
1991-92	29	124-257	69-155	39-55	356	12.3
1992-93	28	61-164	46-124	32-39	200	7.1
1993-94	33	109-244	75-168	41-49	334	10.1
TOTALS	119	397-932	244-595	163-204	1201	10.1
29. Bernard Toone						
1975-76	29	63-110		33-39	159	5.5
1976-77	32	57-139		27-38	141	4.4
1977-78	28	119-235		22-32	260	9.3
1978-79	29	236-483		71-83	543	18.7
TOTALS	118	478-1016		265-343	1103	9.3
30. Scott Merritt						
2000-01	29	61-142	3-10	48-67	434	14.0
2001-02	33	65-142	0-3	65-89	416	14.3
2002-03	33	119-253	1-10	94-121	333	10.1
2003-04	31	122-271	2-6	102-144	348	11.2
TOTALS	126	367-808	6-29	309-421	1049	8.3
31. Chris Crawford						
1993-94	18	9-25	6-13	9-13	33	1.8
1994-95	33	72-163	17-45	43-67	204	6.2
1995-96	31	118-280	29-84	83-116	348	11.2
1996-97	31	165-352	33-86	100-130	463	14.9
TOTALS	113	360-820	85-228	235-326	1048	9.3
32. Rube Schulz						
1951-52	23	34-*		27-41	95	4.1
1952-53	24	75-199		103-140	253	10.5
1953-54	26	96-273		110-148	302	11.6
1954-55	27	121-296		150-203	392	14.5
TOTALS	100	326-*		390-532	1042	10.4
33. Ron Curry						
1990-91	27	119-257	17-46	57-86	312	11.6
1991-92	29	138-233	1-2	47-76	324	11.2
1992-93	28	164-303	2-9	74-100	404	14.4
TOTALS	84	421-793	20-57	178-262	1040	12.4
34. Dwayne Johnson						
1981-82	30	101-200		47-77	249	8.3
1982-83	29	146-294		66-95	358	12.3
1983-84	30	177-345		66-107	420	14.0
TOTALS	89	424-839		179-279	1027	11.6
Tony Miller						
1991-92	29	59-167	28-77	39-76	185	6.4
1992-93	28	73-176	46-98	55-82	247	8.8
1993-94	33	76-221	41-120	46-86	239	7.2
1994-95	33	113-340	63-187	67-118	356	10.8
TOTALS	123	321-904	178-482	207-362	1027	8.3
37. Lloyd Walton						
1973-74	31	119-282		54-69	292	9.4
1974-75	27	168-369		71-90	407	15.1
1975-76	29	131-308		45-57	307	10.6
TOTALS	87	418-959		170-216	1006	11.5



*not available



MARQUETTE ALL-TIME LEADING REBOUNDERS

Name/Season	G	Reb.	Avg.	Name/Season	G	Reb.	Avg.
1. Don Kojis				10. Amal McCaskill			
1958-59	29	376	13.0	1991-92	15	47	3.1
1959-60	25	384	15.4	1993-94	33	108	3.3
1960-61	27	462	17.1	1994-95	33	279	8.5
TOTALS	81	1222	15.1	1995-96	30	266	8.9
				TOTALS	111	700	6.3
2. Bo Ellis				11. Roney Eford			
1973-74	31	264	8.5	1992-93	28	117	4.2
1974-75	27	284	10.5	1993-94	33	206	6.2
1975-76	29	271	9.3	1994-95	33	213	6.5
1976-77	32	266	8.3	1995-96	31	160	5.2
TOTALS	119	1085	9.1	TOTALS	125	697	5.6
3. Terry Rand				12. George Thompson			
1953-54	26	268	10.3	1966-67	29	209	7.2
1954-55	27	396	14.7	1967-68	29	249	8.6
1955-56	24	314	13.1	1968-69	29	230	7.9
TOTALS	77	978	12.7	TOTALS	87	688	7.9
4. Walt Mangham				13. Scott Merritt			
1957-58	22	225	10.2	2000-01	29	104	3.6
1958-59	29	372	12.8	2001-02	33	145	4.4
1959-60	25	341	13.6	2002-03	33	218	6.6
TOTALS	76	938	12.3	2003-04	31	220	7.1
				TOTALS	126	687	5.5
5. Tom Flynn				14. Jerome Whitehead			
1963-64	26	264	10.2	1975-76	29	186	6.4
1964-65	26	273	10.5	1976-77	32	262	8.2
1965-66	26	234	9.0	1977-78	28	232	8.3
TOTALS	78	771	9.9	TOTALS	89	680	7.6
6. Paul Carbins				15. Jim McIlvaine			
1963-64	8	35	4.4	1990-91	28	132	4.7
1964-65	26	305	11.7	1991-92	29	134	4.6
1965-66	26	297	11.4	1992-93	28	134	4.8
1966-67	19	131	6.9	1993-94	33	273	8.3
TOTALS	79	768	9.7	TOTALS	118	673	5.7
7. Trevor Powell				16. Mike Moran			
1987-88	27	161	6.0	1956-57	23	256	11.1
1988-89	28	175	6.3	1957-58	21	185	8.8
1989-90	29	225	7.8	1958-59	29	229	7.9
1990-91	28	204	7.3	TOTALS	73	670	9.2
TOTALS	112	765	6.8				
8. John Glaser				17. Dave Erickson			
1955-56	24	182	7.6	1960-61	27	190	7.0
1956-57	25	349	14.0	1961-62	26	211	8.1
1957-58	22	222	10.1	1962-63	28	247	8.8
TOTALS	71	753	10.6	TOTALS	81	648	8.0
9. Damon Key				18. Maurice Lucas			
1990-91	29	165	5.7	1972-73	29	315	10.9
1991-92	28	159	5.7	1973-74	31	328	10.6
1992-93	27	155	5.7	TOTALS	60	643	10.7
1993-94	33	260	7.9				
TOTALS	117	739	6.39				





Name/Season	G	Reb.	Avg.	Name/Season	G	Reb.	Avg.
19. Marc Marotta				Earl Tatum			
1980-81	30	89	3.0	1972-73	16	19	1.2
1981-82	31	136	4.4	1973-74	31	158	5.1
1982-83	29	175	6.0	1974-75	27	182	6.7
1983-84	30	212	7.1	1975-76	29	204	7.0
TOTALS	120	612	5.1	TOTALS	103	563	5.5
20. Joe Thomas				30. Tony Miller			
1967-68	29	105	3.6	1991-92	29	128	4.4
1968-69	29	256	8.8	1992-93	28	116	4.1
1969-70	29	246	8.5	1993-94	33	162	4.9
TOTALS	87	607	7.0	1994-95	33	155	4.7
21. Rube Schulz				TOTALS			
1951-52	23	*	*	123	561	3.5	
1952-53	24	168	7.0	31. Faisal Abraham			
1953-54	26	216	8.3	1993-94	28	41	1.5
1954-55	27	214	7.9	1994-95	33	166	5.0
TOTALS	100	598	*	1995-96	31	156	5.0
22. Ron Curry				TOTALS			
1990-91	27	163	6.0	1996-97	30	195	6.5
1991-92	29	208	7.2	122	558	4.6	
1992-93	28	226	8.1	32. Tom Copa			
TOTALS	84	597	7.1	1983-84	30	134	4.5
23. Jim Chones				TOTALS			
1970-71	29	333	11.5	1984-85	31	171	5.5
1971-72	21	250	11.9	1985-86	30	121	4.0
TOTALS	50	583	11.7	1986-87	29	132	4.6
24. Oluoma Nnamaka				TOTALS			
1998-99	25	123	4.9	1983-84	30	134	4.5
1999-00	24	161	6.7	1984-85	31	171	5.5
2000-01	29	152	5.2	1985-86	30	121	4.0
2001-02	33	142	4.3	1986-87	29	132	4.6
TOTALS	111	578	5.2	120	558	4.7	
25. Russ Wittberger				33. Brian Brunkhorst			
1951-52	26	*	*	1965-66	26	166	6.4
1952-53	24	205	8.5	1966-67	29	226	7.8
1953-54	25	206	8.2	1967-68	26	162	6.2
1954-55	26	166	6.4	TOTALS	81	554	6.8
TOTALS	101	577	*	34. Larry McNeill			
26. David Boone				TOTALS			
1985-86	30	319	10.6	1971-72	29	266	9.2
1986-87	29	256	8.8	1972-73	29	288	9.9
TOTALS	59	575	9.7	58	554	9.6	
27. Kerry Trotter				35. Ric Cobb			
1982-83	29	78	2.7	1968-69	29	281	9.7
1983-84	30	119	4.0	1969-70	29	264	9.1
1984-85	29	179	6.2	TOTALS	58	545	9.4
1985-86	30	193	6.4	36. Steve Novak			
TOTALS	118	569	4.8	2002-03	33	71	2.2
28. Bob Hornak				TOTALS			
1960-61	27	151	5.6	2003-04	31	143	4.6
1961-62	26	204	7.8	2004-05	31	127	4.1
1962-63	27	208	7.7	2005-06	31	183	5.9
TOTALS	80	563	7.0	76	524	4.2	
				37. Gerry Hopfensperger			
				1954-55			
				27			
				176			
				6.5			
				1955-56			
				24			
				137			
				5.7			
				1956-57			
				25			
				194			
				7.8			
				TOTALS			
				76			
				508			
				6.7			
				38. Gary Brell			
				1969-70			
				29			
				243			
				8.4			
				1970-71			
				29			
				259			
				8.9			
				TOTALS			
				58			
				502			
				8.7			

*not available



ALL-TIME CAREER LEADERS

Games Played

1.	126	Steve Novak	2002-06
	126	Scott Merritt	2000-04
2.	125	Roney Elford	1992-96
3.	123	Tony Miller	1991-95
4.	122	Aaron Hutchins	1994-98
	122	Faisal Abraham	1993-97
	122	Anthony Pieper	1993-97
	122	Mandy Johnson	1981-85
8.	120	Travis Diener	2001-05
	120	Cordell Henry	1998-02
	120	Tom Copa	1983-87
	120	Marc Marotta	1980-84
12.	119	Robb Logterman	1990-94
	119	Michael Wilson	1978-82
	119	Bo Ellis	1973-77

Points

1.	1773	George Thompson	1966-69
2.	1735	Butch Lee	1974-78
3.	1691	Travis Diener	2001-05
4.	1690	Brian Wardle	1997-01
5.	1688	Tony Smith	1986-90
6.	1663	Bo Ellis	1973-77
7.	1647	Damon Key	1990-94
8.	1637	Dean Meminger	1968-71
9.	1571	Trevor Powell	1987-91
10.	1567	Steve Novak	2002-06

Scoring Average

1.	20.4	George Thompson	1966-69
2.	19.7	Dwyane Wade	2001-03
3.	19.0	Jim Chones	1970-72
4.	18.8	Dean Meminger	1968-71
5.	18.6	Don Kojis	1958-61
6.	18.6	Mike Morgan	1956-59
7.	18.3	Bob Wolf	1964-67
8.	17.0	Terry Rand	1953-56
9.	16.4	Tom Flynn	1963-66
10.	16.2	Ron Glazer	1960-63

Field Goals Made

1.	674	Bo Ellis	1973-77
2.	666	Butch Lee	1974-78
3.	656	George Thompson	1966-69
4.	627	Damon Key	1990-94
5.	615	Tony Smith	1987-90
6.	603	Don Kojis	1958-61
7.	572	Dean Meminger	1968-71
8.	571	Brian Wardle	1997-01
9.	543	Earl Tatum	1972-76
	543	Bob Wolf	1964-67

Field Goals Attempted

1.	1430	Brian Wardle	1997-01
2.	1403	Butch Lee	1974-78
3.	1400	Don Kojis	1958-61
4.	1383	Bo Ellis	1973-77
5.	1350	George Thompson	1966-69
6.	1272	Tom Flynn	1963-66
7.	1252	Roney Eford	1992-96
8.	1234	Dean Meminger	1968-71
9.	1231	Trevor Powell	1987-91
10.	1229	Damon Key	1990-94

Field Goal Percentage (min. 450 FGA)

1.	58.8%	Ric Cobb	1968-70
2.	55.2%	Jim McLvaine	1990-94
3.	54.8%	Jerome Whitehead	1975-78
4.	54.7%	Jim Chones	1970-72
5.	54.5%	Amal McCaskill	1991-92, 93-96
6.	53.4%	Tyrone Baldwin	1988-90
7.	53.1%	Ron Curry	1990-93
8.	52.1%	Trevor Powell	1987-91
9.	52.0%	Tony Smith	1986-71
10.	51.0%	Damon Key	1990-94

Three-Point Field Goals Made

1.	354	Steve Novak	2002-06
2.	284	Travis Diener	2001-05
3.	244	Robb Logterman	1990-94
4.	221	Aaron Hutchins	1994-98
5.	216	Mark Anglavar	1987-91
6.	211	Anthony Pieper	1993-97
7.	197	Brian Wardle	1997-01
8.	178	Tony Miller	1991-95
9.	169	John Cliff	1996-00
10.	150	Roney Eford	1992-96

Three-Point Field Goals Attempted

1.	768	Steve Novak	2002-06
2.	687	Travis Diener	2001-05
3.	595	Robb Logterman	1990-94
4.	592	Aaron Hutchins	1994-98
5.	564	Anthony Pieper	1993-97
6.	553	Brian Wardle	1997-01
7.	501	Mark Anglavar	1987-91
8.	486	John Cliff	1996-00
9.	482	Tony Miller	1991-95
10.	421	Cordell Henry	1998-02

Three-Point Field Goal Percentage (min. 100 3FGA)

1.	46.1%	Steve Novak	2002-06
2.	43.1%	Mark Anglavar	1987-91
3.	42.9%	Tony Smith	1986-90
4.	41.5%	Mike Flory	1986-87, 88-89
5.	41.3%	Travis Diener	2001-05
6.	41.0%	Robb Logterman	1990-94
7.	38.5%	Roney Elford	1992-96
8.	38.3%	David Diggs	1998-02
9.	37.4%	Anthony Pieper	1993-97
10.	37.3%	Aaron Hutchins	1994-98

Free Throws Made

1.	493	Dean Meminger	1968-71
2.	457	George Thompson	1966-69
3.	406	Tony Smith	1986-90
4.	403	Butch Lee	1974-78
5.	393	Bob Wolf	1964-67
6.	390	Rube Schulz	1951-55
7.	385	Travis Diener	2001-05
8.	378	Damon Key	1990-94
9.	361	Russ Wittberger	1952-55
10.	357	Mike Morgan	1957-59

Free Throws Attempted

1.	762	Dean Meminger	1968-71
2.	674	George Thompson	1966-79
3.	549	Bob Wolf	1964-67
4.	532	Rube Schulz	1951-55
5.	531	Terry Rand	1953-56
6.	529	Russ Wittberger	1951-55
7.	525	Mike Morgan	1956-59
8.	517	Tony Smith	1986-90
9.	501	Jim McLvaine	1990-94
10.	490	Don Kojis	1958-61

Free Throw Percentage (min. 200 FTA)

1.	93.1%	Steve Novak	2002-06
2.	84.8%	Butch Lee	1974-78
3.	83.7%	Travis Diener	2001-05
4.	82.6%	Brian Brunkhorst	1964-68
5.	82.5%	Oliver Lee	1977-81
6.	81.3%	Bob Walczak	1951-52, 54-57
7.	81.1%	Brad Luchini	1965-68
	81.1%	Brian Wardle	1997-01
9.	79.9%	Robb Logterman	1990-94
10.	78.7%	Lloyd Walton	1973-76

Rebounds

1.	1222	Don Kojis	1958-61
2.	1085	Bo Ellis	1973-77
3.	978	Terry Rand	1953-56
4.	938	Walt Mangham	1957-60
5.	771	Tom Flynn	1963-66
6.	770	Mike Morgan	1956-59
7.	765	Trevor Powell	1987-91
8.	753	John Glaser	1955-58
9.	739	Damon Key	1990-94
10.	733	Paul Carbins	1964-67

Rebounding Average

1.	15.1	Don Kojis	1958-61
2.	12.7	Terry Rand	1953-56
3.	12.3	Walt Mangham	1957-60
4.	11.7	Jim Chones	1970-72
5.	10.7	Maurice Lucas	1973-74
6.	10.6	John Glaser	1955-58
7.	10.5	Mike Morgan	1956-59
8.	10.3	Paul Carbins	1964-67
9.	9.9	Tom Flynn	1963-66
10.	9.7	David Boone	1985-87

Assists

1.	956	Tony Miller	1991-95
2.	617	Travis Diener	2001-05
3.	550	Aaron Hutchins	1994-98
4.	480	Lloyd Walton	1973-76
5.	469	Tony Smith	1986-90
6.	430	Cordell Henry	1998-02
7.	409	Glenn Rivers	1980-83
8.	408	Michael Sims	1984-88
9.	394	Michael Wilson	1978-82
10.	384	Sam Worthen	1978-80

Blocked Shots

1.	399	Jim McLvaine	1990-94
2.	175	Amal McCaskill	1991-92, 93-96
3.	172	Faisal Abraham	1993-97
4.	119	Michael Wilson	1978-82
5.	113	Scott Merritt	2000-04
6.	103	Walter Downing	1984-86
7.	93	Trevor Powell	1987-91
8.	89	Mike Bargaen	1995-99
9.	84	Tom Copa	1983-87
10.	79	Dwyane Wade	2001-03

Steals

1.	272	Michael Wilson	1978-82
2.	253	Mandy Johnson	1981-85
3.	203	Glenn Rivers	1980-83
4.	190	Tony Smith	1986-90
5.	188	Michael Sims	1984-88
6.	185	Tony Miller	1991-95
7.	165	Aaron Hutchins	1994-98
8.	158	Travis Diener	2001-05
	158	Kerry Trotter	1982-86
10.	150	Dwyane Wade	2001-03





ALL-TIME SEASON LEADERS

Points

1.	710	Dwyane Wade	2002-03
2.	689	Tony Smith	1989-90
3.	664	George Thompson	1967-68
4.	628	Butch Lee	1976-77
5.	616	Dean Meminger	1970-71
6.	586	George Thompson	1968-69
7.	584	Travis Diener	2003-04
8.	578	Don Kojis	1960-61
9.	573	Bob Wolf	1965-66
10.	571	Dwyane Wade	2001-02

Three-Point Field Goals Attempted

1.	259	Steve Novak	2005-06
2.	207	Steve Novak	2003-04
3.	200	Travis Diener	2003-04
4.	195	Anthony Pieper	1994-95
5.	193	Steve Novak	2004-05
6.	192	Aaron Hutchins	1995-96
7.	190	Travis Diener	2002-03
8.	187	Tony Miller	1994-95
9.	185	Mark Anglavar	1989-90
10.	184	Aaron Hutchins	1996-97

Rebounding Average

1.	17.1	Don Kojis	1960-61
2.	15.4	Don Kojis	1959-60
3.	14.7	Terry Rand	1954-55
4.	14.0	John Glaser	1956-57
5.	13.6	Walt Mangham	1959-60
6.	13.1	Terry Rand	1955-56
7.	13.0	Don Kojis	1958-59
8.	12.8	Walt Mangham	1958-59
9.	11.9	Jim Chones	1971-72
10.	11.7	Paul Carbins	1964-65

Scoring Average

1.	23.8	Tony Smith	1989-90
2.	22.9	George Thompson	1967-68
3.	22.0	Bob Wolf	1965-66
4.	21.5	Dwyane Wade	2002-03
5.	21.4	Don Kojis	1960-61
6.	21.2	Dean Meminger	1970-71
7.	20.9	Don Kojis	1959-60
8.	20.5	Jim Chones	1971-72
9.	20.4	Mike Moran	1956-57
10.	20.3	Terry Rand	1955-56

Three-Point Field Goal Percentage (min. 75 3FGA)

1.	53.5% (53-99)	Mark Anglavar	1988-89
2.	50.5% (55-109)	Steve Novak	2002-03
3.	47.4% (55-116)	Mark Anglavar	1990-91
4.	46.9% (46-98)	Tony Miller	1992-93
5.	46.7% (121-259)	Steve Novak	2005-06
6.	46.1% (89-193)	Steve Novak	2004-05
7.	45.0% (90-200)	Travis Diener	2003-04
8.	44.6% (75-168)	Robb Logterman	1993-94
9.	44.5% (69-155)	Robb Logterman	1991-92
10.	44.2% (57-129)	Travis Diener	2001-02

Assists

1.	274	Tony Miller	1993-94
2.	248	Tony Miller	1994-95
3.	221	Tony Miller	1991-92
4.	215	Aaron Hutchins	1995-96
5.	213	Tony Miller	1992-93
6.	209	Sam Worthen	1978-79
7.	187	Travis Diener	2003-04
8.	184	Travis Diener	2002-03
9.	183	Lloyd Walton	1975-76
10.	175	Sam Worthen	1979-80

Field Goals Made

1.	252	George Thompson	1967-68
2.	251	Dwyane Wade	2002-03
3.	241	Earl Tatum	1975-76
4.	240	Tony Smith	1989-90
5.	239	Butch Lee	1976-77
6.	236	Bernard Toone	1978-79
7.	232	Don Kojis	1960-61
8.	230	Jim Chones	1970-71
9.	223	Dwyane Wade	2001-02
10.	219	Don Kojis	1959-60

Free Throws Made

1.	194	Dwyane Wade	2002-03
2.	184	Dean Meminger	1970-71
3.	178	Dean Meminger	1969-70
4.	174	George Thompson	1968-69
5.	173	Tony Smith	1989-90
6.	160	George Thompson	1967-68
7.	150	Butch Lee	1976-77
8.	150	Rube Schulz	1954-55
9.	143	Bob Wolf	1965-66
10.	143	Russ Wittberger	1952-53

Blocked Shots

1.	142	Jim McIlvane	1993-94
2.	92	Jim McIlvane	1990-91
3.	86	Jim McIlvane	1991-92
4.	84	Faisal Abraham	1996-97
5.	79	Jim McIlvane	1992-93
6.	76	Amal McCaskill	1994-95
7.	63	Walter Downing	1984-85
8.	58	Faisal Abraham	1995-96
9.	55	Amal McCaskill	1995-96
10.	47	Dwayne Johnson	1983-84

Field Goals Attempted

1.	536	Don Kojis	1960-61
2.	507	George Thompson	1967-68
3.	501	Dwyane Wade	2002-03
4.	501	Butch Lee	1976-77
5.	493	Earl Tatum	1975-76
6.	485	Tony Smith	1989-90
7.	483	Bernard Toone	1978-79
8.	481	Don Kojis	1959-60
9.	458	Dwyane Wade	2001-02
10.	458	Oliver Lee	1980-81

Free Throws Attempted

1.	279	Dean Meminger	1969-70
2.	250	Dean Meminger	1970-71
3.	249	Dwyane Wade	2002-03
4.	247	George Thompson	1967-68
5.	240	George Thompson	1968-69
6.	233	Dean Meminger	1968-69
7.	206	Mike Moran	1958-59
8.	205	Terry Rand	1955-56
9.	203	Rube Schulz	1954-55
10.	202	Tony Smith	1989-90

Steals

1.	89	Michael Wilson	1980-81
2.	87	Mandy Johnson	1984-85
3.	79	Dwyane Wade	2001-02
4.	77	Glenn Rivers	1982-83
5.	75	Mandy Johnson	1983-84
6.	71	Dwyane Wade	2002-03
7.	65	Glenn Rivers	1981-82
8.	65	Michael Wilson	1981-82
9.	64	Jerel McNeal	2005-06
10.	62	Aaron Hutchins	1996-97

Field Goal Percentage (min. 230 FGA)

1.	65.5% (152-232)	Terry Rand	1953-54
2.	59.2% (138-233)	Ron Curry	1991-92
3.	57.7% (146-253)	Damon Key	1991-92
4.	57.4% (230-401)	Jim Chones	1970-71
5.	55.7% (191-343)	Robert Jackson	2002-03
6.	55.3% (182-329)	Glenn Rivers	1980-81
7.	54.1% (164-303)	Ron Curry	1992-93
8.	52.8% (170-322)	Jim McIlvane	1993-94
9.	52.7% (184-349)	Trevor Powell	1988-89
10.	52.0% (180-346)	David Boone	1986-87

Free Throw Percentage (min. 100 FTA)

1.	88.3% (136-154)	Travis Diener	2003-04
2.	88.1% (104-118)	Bob Walczak	1954-55
3.	87.2% (150-172)	Butch Lee	1976-77
4.	86.9% (93-107)	Damon Key	1992-93
5.	86.3% (107-124)	Brad Luchini	1967-68
6.	86.0% (86-100)	Brian Brunckhorst	1965-66
7.	85.6% (173-202)	Tony Smith	1989-90
8.	84.9% (90-106)	Aaron Hutchins	1995-96
9.	83.8% (129-154)	Brian Wardle	2000-01
10.	83.8% (124-148)	Travis Diener	2004-05

Three-Point Field Goals Made

1.	121	Steve Novak	2005-06
2.	90	Travis Diener	2003-04
3.	89	Steve Novak	2004-05
4.	89	Steve Novak	2003-04
5.	75	Robb Logterman	1993-94
6.	73	Anthony Pieper	1994-95
7.	71	Aaron Hutchins	1995-96
8.	69	Travis Diener	2002-03
9.	69	Robb Logterman	1991-92
10.	68	Travis Diener	2004-05

Rebounds

1.	462	Don Kojis	1960-61
2.	396	Terry Rand	1954-55
3.	384	Don Kojis	1959-60
4.	376	Don Kojis	1958-59
5.	372	Walt Mangham	1958-59
6.	349	John Glaser	1956-57
7.	341	Walt Mangham	1959-60
8.	333	Jim Chones	1970-71
9.	328	Maurice Lucas	1973-74
10.	319	David Boone	1985-86





ALL-TIME SINGLE GAME TEAM RECORDS

Marquette-Team

Points		
118	vs. Wis.-Milwaukee	Jan. 14, 1969
113	vs. Ripon	Dec. 4, 1954
Field Goals Made		
48	vs. Wis.-Milwaukee	Jan. 14, 1969
Field Goals Attempted		
110	vs. Nevada	Dec. 12, 1970
Field Goal Percentage		
67.4% (29-43)	vs. Notre Dame	Jan. 30, 1982
Three-Point Field Goals Made		
15	vs. Penn State	Mar. 27, 1995
15	vs. Farleigh Dickinson	Dec. 6, 1994
Three-Point Field Goals Attempted		
38	vs. Memphis	Feb. 18, 1995
Three-Point Field Goal Percentage		
80.0% (12-15)	vs. Tulane	Jan. 27, 2001
68.2% (15-22)	vs. Penn State	Mar. 27, 1995
Free Throws Made		
40	vs. Creighton	Feb. 7, 1955
Free Throws Attempted		
50	vs. Savannah State	Dec. 3, 1966
Free Throw Percentage		
100.0% (15-15)	vs. Loyola	Jan. 26, 1973
100.0% (12-12)	vs. East Carolina	Dec. 30, 2002
100.0% (12-12)	vs. Wisconsin	Feb. 16, 1984
100.0% (12-12)	vs. Pan American	Dec. 27, 1980
100.0% (12-12)	vs. Drake	Jan. 18, 1977
Rebounds		
80	vs. Nevada	Dec. 12, 1970
Assists		
33	vs. Cal State-Bakersfield	Dec. 29, 1980
Blocked Shots		
16	vs. Butler	Feb. 2, 1991
Steals		
23	vs. Texas A&M	Dec. 4, 1982
Largest Margin of Victory		
67 pts. 94-27	vs. Ripon	Dec. 4, 1951
58 pts. 118-60	vs. Wis.-Milwaukee	Jan. 14, 1969
57 pts. 113-56	vs. Ripon	Dec. 4, 1954
55 pts. 104-49	vs. Prairie View A&M	Dec. 6, 1996
53 pts. 102-49	vs. Chicago State	Nov. 18, 2001
51 pts. 100-49	vs. Ark.-Pine Bluff	Dec. 19, 2001
49 pts. 96-47	vs. Chicago State	Jan. 13, 1993
49 pts. 106-57	vs. Northern Michigan	Jan. 26, 1971
48 pts. 106-58	vs. Charleston	Dec. 1, 1980
47 pts. 85-83	vs. Morris Brown	Jan. 2, 2002
47 pts. 74-27	vs. U.S. International	Dec. 1, 1984
47 pts. 101-54	vs. Wis.-Milwaukee	Feb. 9, 1963

Opponents-Team

Points		
108	Kansas	Dec. 1, 1990
Field Goals Made		
42	Loyola Marymount	Jan. 6, 1988
Field Goals Attempted		
88	Nevada	Dec. 12, 1970
Field Goal Percentage		
74.3% (26-35)	DePaul	Mar. 9, 1985
Three-Point Field Goals Made		
17	Louisville	Jan. 26, 2005
Three-Point Field Goals Attempted		
41	East Tennessee State	Nov. 27, 1993
Three-Point Field Goal Percentage		
88.9% (8-9)	Memphis	Jan. 5, 1994
Free Throws Made		
37	Memphis	Jan. 27, 1982
37	Florida State	Mar. 1, 1981
Free Throws Attempted		
47	Texas A&M	Jan. 9, 1985
Free Throw Percentage		
100.0% (14-14)	Belmont Abbey	Nov. 29, 1978
Rebounds		
66	Nevada	Dec. 12, 1970
Assists		
28	Dayton	Jan. 5, 1991
Blocked Shots		
12	North Carolina	Feb. 15, 1987
12	Wake Forest	Feb. 6, 1983
Steals		
22	Kansas	Dec. 1, 1990
Opponent Largest Margin of Victory		
47 pts. 52-99	at Louisville	Jan. 26, 2005
45 pts. 12-57	at Creighton	Dec. 16, 1940
43 pts. 24-67	at Great Lakes	Feb. 2, 1944
39 pts. 55-94	at Notre Dame	Mar. 6, 1957
38 pts. 15-53	at Butler	Feb. 27, 1928
37 pts. 63-100	at Wichita State	Feb. 1, 1964
37 pts. 71-108	at Kansas	Dec. 1, 1990
36 pts. 38-74	at Minnesota	Jan. 7, 1950
34 pts. 66-100	at Minnesota	Dec. 20, 1982





FRESHMAN SEASON RECORDS

Points

1.	473	Dominic James	2005-06
2.	434	Glenn Rivers	1980-81
3.	383	Damon Key	1990-91
4.	378	Bo Ellis	1973-74
5.	343	Jerel McNeal	2005-06
6.	322	Trevor Powell	1987-88
7.	319	Brian Wardle	1997-98
8.	311	Robb Logterman	1990-91
9.	307	Roney Eford	1992-93
10.	299	Russ Wittberger	1951-52

Scoring Average

1.	15.3	Dominic James	2005-06
2.	14.0	Glenn Rivers	1980-81
3.	13.2	Damon Key	1990-91
4.	12.2	Bo Ellis	1973-74
5.	12.0	Russ Wittberger	1951-52
6.	11.9	Trevor Powell	1987-88
7.	11.1	Jerel McNeal	2005-06
8.	11.0	Roney Eford	1992-93
9.	10.7	Robb Logterman	1990-91
10.	10.3	Brian Wardle	1997-98

Field Goals Made

1.	182	Glenn Rivers	1980-81
2.	174	Dominic James	2005-06
3.	167	Bo Ellis	1973-74
4.	151	Damon Key	1990-91
5.	139	Trevor Powell	1987-88
6.	138	Jerel McNeal	2005-06
7.	122	Russ Wittberger	1951-52
8.	115	Terrell Schlundt	1979-80
9.	109	Brian Wardle	1997-98
10.	108	Roney Eford	1992-93

Field Goals Attempted

1.	404	Dominic James	2005-06
2.	329	Glenn Rivers	1980-81
3.	312	Bo Ellis	1973-74
4.	312	Jerel McNeal	2005-06
5.	306	Brian Wardle	1997-98
6.	294	Damon Key	1990-91
7.	268	Terrell Schlundt	1979-80
8.	267	Robb Logterman	1990-91
9.	264	Trevor Powell	1987-88
10.	237	Roney Eford	1992-93

Field Goal Pct. (min. 200 att.)

1.	55.3% (182-329)	Glenn Rivers	1980-81
2.	53.5% (167-312)	Bo Ellis	1973-74
3.	52.7% (139-264)	Trevor Powell	1987-88
4.	51.4% (151-294)	Damon Key	1990-91
5.	50.5% (101-200)	Dwayne Johnson	1981-82
6.	50.2% (101-201)	Tom Copa	1983-84
7.	45.6% (108-237)	Roney Eford	1992-93
8.	44.2% (138-312)	Jerel McNeal	2005-06
9.	44.0% (96-218)	Dameon Mason	2003-04
10.	43.1 (174-404)	Dominic James	2005-06

Three-Point Field Goals Made

1.	57	Travis Diener	2001-02
2.	55	Steve Novak	2002-03
3.	54	Robb Logterman	1990-91
4.	46	Brian Wardle	1997-98
5.	43	Mark Anglavar	1987-88
6.	41	Dominic James	2005-06
7.	30	Anthony Pieper	1993-94
8.	29	Roney Eford	1992-93
9.	28	Tony Miller	1991-92
10.	27	Cordell Henry	1998-99

Three Point Field Goals Attempted

1.	157	Brian Wardle	1997-98
2.	148	Robb Logterman	1990-91
3.	136	Dominic James	2005-06
4.	129	Travis Diener	2001-02
5.	109	Steve Novak	2002-03
6.	101	Mark Anglavar	1987-88
7.	93	Anthony Pieper	1993-94
8.	84	Cordell Henry	1998-99
9.	77	Tony Miller	1991-92
10.	72	Aaron Hutchins	1994-95

Three Point Field Goal Pct. (min. 40 att.)

1.	50.5% (55-109)	Steve Novak	2002-03
2.	44.2% (57-129)	Travis Diener	2001-02
3.	42.64% (43-101)	Mark Anglavar	1987-88
4.	42.57% (29-68)	Roney Eford	1992-93
5.	40.7% (22-54)	Charles Brakes	1990-91
6.	36.5% (54-148)	Robb Logterman	1990-91
7.	36.4% (28-77)	Tony Miller	1991-92
8.	36.1% (26-72)	Aaron Hutchins	1994-95
9.	35.6% (16-45)	Odartey Blankson	2000-01
10.	32.3% (30-93)	Anthony Pieper	1993-94

Free Throws Made

1.	84	Dominic James	2005-06
2.	80	Damon Key	1990-91
3.	76	Dameon Mason	2003-04
4.	70	Glenn Rivers	1980-81
5.	63	Wesley Matthews	2005-06
6.	62	Roney Eford	1992-93
7.	61	Tony Smith	1986-87
8.	56	Shannon Smith	1991-92
9.	55	Brian Wardle	1997-98
10.	55	Jim McIlvaine	1990-91
	55	Russ Wittberger	1951-52

Free Throws Attempted

1.	131	Dominic James	2005-06
1.	119	Glenn Rivers	1980-81
2.	107	Dameon Mason	2003-04
3.	98	Damon Key	1990-91
4.	92	Jim McIlvaine	1990-91
5.	88	Russ Wittberger	1951-52
6.	83	Tom Copa	1983-84
8.	83	Grant Wittberger	1950-51
8.	81	Tony Smith	1986-87
9.	80	Oluoma Nnamaka	1998-99
	80	Shannon Smith	1991-92

Free Throw Pct. (min. 70 att.)

1.	81.6% (80-98)	Damon Key	1990-91
2.	79.5% (62-78)	Roney Eford	1992-93
3.	78.8% (63-80)	Wesley Matthews	2005-06
4.	77.5% (55-71)	Brian Wardle	1997-98
5.	75.3% (61-81)	Tony Smith	1986-87
6.	75.0%(54-72)	Jerel McNeal	2005-06
7.	71.0% (76-107)	Dameon Mason	2003-04
8.	70.0% (56-80)	Shannon Smith	1991-92
9.	65.1% (54-83)	Tom Copa	1983-84
10.	64.1% (84-13)	Dominic James	2005-06

Rebounds

1.	264	Bo Ellis	1973-74
2.	165	Damon Key	1990-91
3.	161	Trevor Powell	1987-88
4.	160	Odartey Blankson	2000-01
5.	140	Dominic James	2005-06
	140	Jerel McNeal	2005-06
7.	138	Dameon Mason	2003-04
8.	134	Tom Copa	1983-84
9.	132	Jim McIlvaine	1990-91
10.	128	Tony Miller	1991-92

Rebounding Average

1.	8.5	Bo Ellis	1973-74
2.	6.0	Trevor Powell	1987-88
3.	5.7	Damon Key	1990-91
4.	5.5	Odartey Blankson	2000-01
5.	4.9	Oluoma Nnamaka	1998-99
6.	4.7	Jim McIlvaine	1990-91
7.	4.5	Tom Copa	1983-84
	4.5	Dameon Mason	2003-04
	4.5	Dominic James	2005-06
	4.5	Jerel McNeal	2005-06

Assists

1.	221	Tony Miller	1991-92
2.	167	Dominic James	2005-06
3.	112	Glenn Rivers	1980-81
4.	93	Cordell Henry	1998-99
5.	89	Robb Logterman	1990-91
6.	86	Travis Diener	2001-02
7.	85	Jerel McNeal	2005-06
8.	79	Mark Anglavar	1987-88
9.	69	Michael Wilson	1978-79
10.	64	Mandy Johnson	1981-82

Blocked Shots

1.	92	Jim McIlvaine	1990-91
2.	29	Trevor Powell	1987-88
	29	Tom Copa	1983-84
4.	25	Scott Merritt	2000-01
5.	19	Charles Luter	1987-88
6.	15	Oluoma Nnamaka	1998-99
	15	Tony Reeder	1984-85
8.	14	Rod Grosse	1987-88
	14	Jerel McNeal	2005-06
10.	13	Brian Wardle	1997-98

Steals

1.	64	Jerel McNeal	2005-06
2.	61	Glenn Rivers	1980-81
3.	50	Dominic James	2005-06
4.	40	Tony Miller	1991-92
	40	Tony Smith	1986-87
6.	39	Travis Diener	2001-02
7.	37	Mark Anglavar	1987-88
8.	33	Kerry Trotter	1982-83
9.	32	Michael Sims	1984-85
10.	29	Cordell Henry	1998-99
	29	Wesley Matthews	2005-06





SOPHOMORE SEASON RECORDS

Points

1.	571	Dwyane Wade	2001-02
2.	523	George Thompson	1966-67
3.	520	Jim Chones	1970-71
4.	475	Dean Meminger	1968-69
5.	470	Mike Moran	1956-57
6.	465	Russ Wittberger	1952-53
7.	450	Tom Flynn	1963-64
8.	448	Maurice Lucas	1972-73
9.	441	Bo Ellis	1974-75
10.	433	Aaron Hutchins	1994-95

Scoring Average

1.	20.4	Mike Moran	1956-57
2.	19.4	Russ Wittberger	1952-53
3.	18.0	George Thompson	1966-67
4.	17.9	Jim Chones	1970-71
5.	17.8	Dwyane Wade	2001-02
6.	17.3	Tom Flynn	1963-64
7.	16.4	Dean Meminger	1968-69
8.	16.3	Bo Ellis	1974-75
9.	15.4	Maurice Lucas	1972-73
10.	15.2	Terry Rand	1953-54

Field Goals Made

1.	230	Jim Chones	1970-71
2.	223	Dwyane Wade	2001-02
3.	200	George Thompson	1966-67
4.	189	Tom Flynn	1963-64
5.	186	Maurice Lucas	1972-73
6.	184	Trevor Powell	1988-89
7.	174	Bo Ellis	1974-75
8.	173	Glenn Rivers	1981-82
9.	172	Dean Meminger	1968-69
10.	170	Mike Moran	1956-57

Field Goals Attempted

1.	458	Dwyane Wade	2001-02
2.	457	Tom Flynn	1963-64
3.	409	Dean Meminger	1968-69
4.	401	Jim Chones	1970-71
5.	400	George Thompson	1966-67
	400	Mike Moran	1956-57
7.	383	Don Kojis	1958-59
8.	382	Glenn Rivers	1981-82
9.	374	Maurice Lucas	1972-73
10.	371	Ron Glaser	1960-61

Field Goal Pct. (min. 200 att.)

1.	57.7% (146-253)	Damon Key	1991-92
2.	57.4% (230-401)	Jim Chones	1970-71
3.	52.7% (184-349)	Trevor Powell	1988-89
4.	52.3% (136-260)	Tony Smith	1987-88
5.	50.0% (200-400)	George Thompson	1966-67
6.	49.8% (186-374)	Maurice Lucas	1972-73
7.	49.7% (146-294)	Dwayne Johnson	1982-83
8.	48.7% (223-458)	Dwyane Wade	2001-02
9.	48.5% (174-359)	Bo Ellis	1974-75
10.	48.2% (124-257)	Robb Logterman	1991-92

Three-Point Field Goals Made

1.	89	Steve Novak	2003-04
2.	73	Anthony Pieper	1994-95
3.	71	Aaron Hutchins	1995-96
4.	69	Travis Diener	2002-03
	69	Robb Logterman	1991-92
6.	53	Mark Anglavar	1988-89
7.	46	Tony Miller	1992-93
8.	39	Roney Eford	1993-94
9.	37	Todd Townsend	2002-03
10.	36	Brian Wardle	1998-99

Three Point Field Goals Attempted

1.	207	Steve Novak	2003-04
2.	195	Anthony Pieper	1994-95
3.	192	Aaron Hutchins	1995-96
4.	190	Travis Diener	2002-03
5.	155	Robb Logterman	1991-92
6.	110	John Cliff	1997-98
7.	109	Cordell Henry	1999-00
8.	101	Brian Wardle	1998-99
9.	99	Mark Anglavar	1988-89
10.	98	Tony Miller	1992-93

Three Point Field Goal Pct. (min. 40 att.)

1.	53.5% (53-99)	Mark Anglavar	1988-89
2.	46.9% (46-98)	Tony Miller	1992-93
3.	44.5% (69-155)	Robb Logterman	1991-92
4.	43.0% (89-207)	Steve Novak	2003-04
5.	40.6% (39-96)	Roney Eford	1993-94
6.	40.5% (30-74)	Dan Fitzgerald	2005-06
7.	38.1% (37-97)	Todd Townsend	2002-03
8.	37.8% (17-45)	Chris Crawford	1994-95
9.	37.4% (73-195)	Anthony Pieper	1994-95
10.	36.97% (71-192)	Aaron Hutchins	1995-96

Free Throws Made

1.	143	Russ Wittberger	1952-53
2.	131	Dean Meminger	1968-69
3.	130	Mike Moran	1956-57
4.	126	Bob Wolf	1964-65
5.	123	George Thompson	1966-67
6.	107	Dwyane Wade	2001-02
7.	104	Bob Walczak	1954-55
8.	103	Rube Schulz	1952-53
9.	100	Anthony Pieper	1994-95
10.	99	Don Kojis	1958-59

Free Throws Attempted

1.	233	Dean Meminger	1968-69
2.	199	Russ Wittberger	1952-53
3.	192	Mike Moran	1956-57
4.	187	George Thompson	1966-67
5.	179	Bob Wolf	1964-65
6.	171	Don Kojis	1958-59
7.	155	Dwyane Wade	2001-02
8.	146	Terry Rand	1953-54
9.	140	Rube Schulz	1952-53
10.	136	Jim McCoy	1956-57

Free Throw Pct. (min. 70 att.)

1.	88.1% (104-118)	Bob Walczak	1954-55
2.	86.0% (86-100)	Brian Brunkhorst	1965-66
3.	84.9% (90-106)	Aaron Hutchins	1995-96
4.	81.3% (74-91)	Travis Diener	2002-03
5.	75.8% (94-124)	Ron Glaser	1960-61
6.	75.6% (90-119)	Damon Key	1991-92
7.	75.4% (95-126)	Jim McIlvaine	1991-92
8.	74.4% (96-129)	Larry McNeill	1971-72
9.	74.1% (100-135)	Anthony Pieper	1994-95
10.	73.9% (88-119)	Tony Smith	1987-88

Rebounds

1.	376	Don Kojis	1958-59
2.	333	Jim Chones	1970-71
3.	315	Maurice Lucas	1972-73
4.	305	Paul Carbins	1964-65
5.	284	Bo Ellis	1974-75
6.	268	Terry Rand	1953-54
7.	266	Larry McNeill	1971-72
8.	264	Tom Flynn	1963-64
9.	256	Mike Moran	1956-57
10.	230	Grant Wittberger	1950-51

Rebounding Average

1.	13.0	Don Kojis	1958-59
2.	11.7	Paul Carbins	1964-65
3.	11.4	Jim Chones	1970-71
4.	11.1	Mike Moran	1956-57
5.	10.8	Maurice Lucas	1972-73
6.	10.51	Bo Ellis	1974-75
7.	10.45	Grant Wittberger	1950-51
8.	10.3	Terry Rand	1953-54
9.	10.1	Tom Flynn	1963-64
10.	10.0	Jay Schauer	1955-56

Assists

1.	215	Aaron Hutchins	1995-96
2.	213	Tony Miller	1992-93
3.	184	Travis Diener	2002-03
4.	170	Glenn Rivers	1981-82
5.	138	Lloyd Walton	1973-74
6.	133	Kerry Trotter	1983-84
7.	112	Allie McGuire	1970-71
8.	110	Dwyane Wade	2001-02
9.	109	Marcus Washington	1971-72
10.	104	Michael Sims	1985-86

Blocked Shots

1.	86	Jim McIlvaine	1991-92
2.	36	Dwyane Wade	2001-02
3.	32	Amal McCaskill	1993-94
	32	Trevor Powell	1988-89
5.	30	Faisal Abraham	1994-95
6.	27	Scott Merritt	2001-02
7.	22	Ron Curry	1990-91
	22	Dwayne Johnson	1982-83
9.	21	Tom Copa	1984-85
10.	18	John Mueller	1998-99

Steals

1.	79	Dwyane Wade	2001-02
2.	71	Michael Wilson	1979-80
3.	65	Glenn Rivers	1981-82
4.	52	Tony Smith	1987-88
	52	Mandy Johnson	1982-83
6.	47	Travis Diener	2002-03
7.	46	Kerry Trotter	1983-84
8.	45	Michael Sims	1985-86
9.	43	Aaron Hutchins	1995-96
10.	41	Tony Miller	1992-93



JUNIOR SEASON RECORDS

Points

1.	710	Dwyane Wade	2002-03
2.	664	George Thompson	1967-68
3.	628	Butch Lee	1976-77
4.	584	Travis Diener	2003-04
5.	573	Bob Wolf	1965-66
6.	546	Dean Meminger	1969-70
7.	523	Don Kojis	1959-60
8.	511	Larry McNeill	1972-73
9.	491	Maurice Lucas	1973-74
10.	483	Trevor Powell	1989-90

Three-Point Field Goals Made

1.	90	Travis Diener	2003-04
2.	89	Steve Novak	2004-05
3.	65	Aaron Hutchins	1996-97
	65	Mark Anglavar	1989-90
5.	62	Anthony Pieper	1995-96
6.	55	John Cliff	1998-99
7.	50	Brian Wardle	1999-00
8.	49	Roney Eford	1994-95
9.	48	Mike Flory	1986-87
10.	46	Robb Logterman	1992-93

Rebounds

1.	396	Terry Rand	1954-55
2.	384	Don Kojis	1959-60
3.	372	Walt Mangham	1958-59
4.	349	John Glaser	1956-57
5.	328	Maurice Lucas	1973-74
6.	319	David Boone	1985-86
7.	297	Paul Carbins	1965-66
8.	288	Larry McNeill	1972-73
9.	281	Ric Cobb	1968-69
10.	279	Amal McCaskill	1994-95

Scoring Average

1.	22.8	George Thompson	1967-68
2.	22.0	Bob Wolf	1965-66
3.	21.5	Dwyane Wade	2002-03
4.	20.9	Don Kojis	1959-60
5.	20.5	Jim Chones	1971-72
6.	19.6	Butch Lee	1976-77
7.	18.8	Dean Meminger	1969-70
	18.8	Travis Diener	2003-04
9.	17.7	Gene Berce	1947-48
10.	17.6	Larry McNeill	1972-73

Three Point Field Goals Attempted

1.	200	Travis Diener	2003-04
2.	193	Steve Novak	2004-05
3.	185	Mark Anglavar	1989-90
4.	184	Aaron Hutchins	1996-97
5.	162	Anthony Pieper	1995-96
6.	143	John Cliff	1998-99
7.	132	Roney Eford	1994-95
8.	125	Brian Wardle	1999-00
9.	124	Robb Logterman	1992-93
10.	123	Joe Chapman	2004-05

Rebounding Average

1.	15.4	Don Kojis	1959-60
2.	14.7	Terry Rand	1954-55
3.	14.0	John Glaser	1956-57
4.	12.8	Walt Mangham	1958-59
5.	11.9	Jim Chones	1971-72
6.	11.4	Paul Carbins	1965-66
7.	10.6	David Boone	1985-86
	10.6	Maurice Lucas	1973-74
9.	10.5	Tom Flynn	1964-65
10.	9.9	Larry McNeill	1972-73

Field Goals Made

1.	252	George Thompson	1967-68
2.	251	Dwyane Wade	2002-03
3.	239	Butch Lee	1976-77
4.	219	Don Kojis	1959-60
5.	215	Bob Wolf	1965-66
6.	211	Maurice Lucas	1973-74
7.	209	Larry McNeill	1972-73
8.	192	Trevor Powell	1989-90
9.	191	David Boone	1985-86
10.	184	Dean Meminger	1969-70

Three Point Field Goal Pct. (min. 40 att.)

1.	46.1% (89-193)	Steve Novak	2004-05
2.	45.0% (90-200)	Travis Diener	2003-04
3.	43.6% (48-110)	Mike Flory	1956-87
4.	40.0% (50-125)	Bran Wardle	1999-00
5.	38.5% (55-143)	John Cliff	1998-99
6.	38.3% (62-162)	Anthony Pieper	1995-96
7.	37.1% (49-124)	Roney Eford	1994-95
8.	37.1% (46-124)	Robb Logterman	1992-93
9.	35.3% (65-184)	Aaron Hutchins	1996-97
10.	34.5% (65-185)	Mark Anglavar	1989-90

Assists

1.	274	Tony Miller	1993-94
2.	209	Sam Worthen	1978-79
3.	187	Travis Diener	2003-04
4.	172	Aaron Hutchins	1996-97
5.	159	Lloyd Walton	1974-75
6.	158	Tony Smith	1988-89
7.	150	Kevin Johnson	1985-86
8.	145	Dwyane Wade	2002-03
9.	128	Cordell Henry	2000-01
10.	126	Glenn Rivers	1982-83

Field Goals Attempted

1.	507	George Thompson	1967-68
2.	501	Dwyane Wade	2002-03
	501	Butch Lee	1976-77
4.	481	Don Kojis	1959-60
5.	457	Bob Wolf	1965-66
6.	441	Larry McNeill	1972-73
7.	430	Tom Flynn	1964-65
8.	429	Maurice Lucas	1973-74
9.	424	Walt Mangham	1958-59
	424	Travis Diener	2003-04

Free Throws Made

1.	194	Dwyane Wade	2002-03
2.	178	Dean Meminger	1969-70
3.	160	George Thompson	1967-68
4.	150	Butch Lee	1976-77
5.	143	Bob Wolf	1965-66
6.	136	Travis Diener	2003-04
7.	112	Terry Rand	1954-55
8.	110	Brian Brunkhorst	1966-67
	110	Rube Schulz	1953-54
10.	106	Tom Flynn	1964-65

Blocked Shots

1.	79	Jim McIlvaine	1992-93
2.	76	Amal McCaskill	1994-95
3.	58	Faisal Abraham	1995-96
4.	47	Dwayne Johnson	1983-84
5.	43	Dwyane Wade	2002-03
6.	40	Walter Downing	1984-85
7.	39	Scott Merritt	2002-03
8.	32	Trevor Powell	1989-90
9.	31	Roney Eford	1994-95
10.	30	Tyrone Baldwin	1988-89

Field Goal Pct. (min. 200 att.)

1.	59.2% (138-233)	Ron Curry	1991-92
2.	56.2% (141-251)	Tyrone Baldwin	1988-89
3.	55.6% (153-275)	Tony Smith	1988-89
4.	55.4% (158-289)	Michael Wilson	1980-81
5.	53.5% (139-260)	Gary Brell	1969-70
6.	51.7% (150-290)	Jerome Whitehead	1976-77
7.	51.6% (180-349)	Jim Chones	1971-72
8.	51.5% (136-264)	Damon Key	1992-93
9.	51.3% (177-345)	Dwayne Johnson	1983-84
10.	51.1% (134-262)	Amal McCaskill	1994-95

Free Throws Attempted

1.	279	Dean Meminger	1969-70
2.	249	Dwyane Wade	2002-03
3.	247	George Thompson	1967-68
4.	198	Bob Wolf	1965-66
5.	180	Terry Rand	1954-55
6.	172	Butch Lee	1976-77
7.	162	Ric Cobb	1968-69
8.	159	Gene Berce	1947-48
9.	154	Travis Diener	2003-04
10.	149	Tom Flynn	1964-65

Steals

1.	89	Michael Wilson	1980-81
2.	77	Glenn Rivers	1982-83
3.	75	Mandy Johnson	1983-84
4.	73	Michael Sims	1986-87
5.	71	Dwyane Wade	2002-03
6.	62	Aaron Hutchins	1996-97
7.	55	Kevin Johnson	1985-86
8.	52	Tony Miller	1993-94
9.	45	Tony Smith	1988-89
10.	41	Mike Bargen	1997-98
	41	Travis Diener	2003-04

Free Throw Pct. (min. 70 att.)

1.	90.5% (76-84)	Steve Novak	2004-05
2.	88.3% (136-154)	Travis Diener	2003-04
3.	87.2% (150-172)	Butch Lee	1976-77
4.	86.9% (93-107)	Damon Key	1992-93
5.	81.4% (110-135)	Brian Brunkhorst	1966-67
6.	80.3% (102-127)	Ron Glaser	1961-62
7.	80.2% (85-106)	Michael Sims	1986-87
8.	78.3% (101-129)	Oluoma Nnamaka	2000-01
9.	78.3% (94-120)	Brian Wardle	1999-00
10.	77.9% (194-249)	Dwyane Wade	2002-03





SENIOR SEASON RECORDS

Points

1.	689	Tony Smith	1989-90
2.	616	Dean Meminger	1970-71
3.	586	George Thompson	1968-69
4.	578	Don Kojis	1960-61
5.	548	Oliver Lee	1980-81
6.	544	Brian Wardle	2000-01
7.	543	Bernard Toone	1978-79
8.	541	Steve Novak	2005-06
9.	536	Bob Wolf	1966-67
10.	531	Earl Tatum	1975-76

Scoring Average

1.	23.8	Tony Smith	1989-90
2.	21.4	Don Kojis	1960-61
3.	21.2	Dean Meminger	1970-71
4.	20.3	Terry Rand	1955-56
5.	20.2	George Thompson	1968-69
6.	19.7	Travis Diener	2004-05
7.	18.8	Brian Wardle	2000-01
8.	18.7	Bernard Toone	1978-79
9.	18.4	Bob Wolf	1966-67
10.	18.3	Earl Tatum	1975-76

Field Goals Made

1.	241	Earl Tatum	1975-76
2.	240	Tony Smith	1989-90
3.	236	Bernard Toone	1978-79
4.	232	Oliver Lee	1980-81
5.	232	Don Kojis	1960-61
6.	216	Dean Meminger	1970-71
7.	206	George Thompson	1968-69
8.	205	Bob Wolf	1966-67
9.	203	Ron Glaser	1962-63
10.	201	Michael Wilson	1981-82

Field Goals Attempted

1.	536	Don Kojis	1960-61
2.	493	Earl Tatum	1975-76
3.	485	Tony Smith	1989-90
4.	483	Bernard Toone	1978-79
5.	468	Walt Mangham	1959-60
6.	458	Oliver Lee	1980-81
7.	443	George Thompson	1968-69
8.	433	Brian Wardle	2000-01
9.	428	Dick Nixon	1962-63
10.	427	Bob Wolf	1966-67

Field Goal Pct. (min. 200 att.)

1.	59.8% (165-276)	Jerome Whitehead	1977-78
2.	58.4% (142-243)	Trevor Powell	1990-91
3.	58.0% (158-272)	Ric Cobb	1969-70
4.	55.7% (191-343)	Robert Jackson	2002-03
5.	55.2% (137-248)	Odell Ball	1978-79
6.	54.1% (164-303)	Ron Curry	1992-93
7.	52.8% (170-322)	Jim McIlvaine	1993-94
8.	52.0% (180-346)	David Boone	1986-87
9.	51.3% (177-345)	Dwayne Johnson	1983-84
10.	50.9% (142-279)	Tyrone Baldwin	1989-90

Three-Point Field Goals Made

1.	121	Steve Novak	2005-06
2.	75	Robb Logterman	1993-94
3.	68	Travis Diener	2004-05
4.	67	John Cliff	1999-00
5.	65	Brian Wardle	2000-01
6.	63	Tony Miller	1994-95
7.	59	Aaron Hutchins	1997-98
8.	55	Mark Anglavar	1990-91
9.	50	Cordell Henry	2001-02
10.	46	Anthony Pieper	1996-97

Three Point Field Goals Attempted

1.	259	Steve Novak	2005-06
2.	187	Tony Miller	1994-95
3.	178	John Cliff	1999-00
4.	170	Brian Wardle	2000-01
5.	168	Travis Diener	2004-05
6.	168	Robb Logterman	1993-94
7.	144	Aaron Hutchins	1997-98
8.	133	Cordell Henry	2001-02
9.	116	Mark Anglavar	1990-91
10.	114	Anthony Pieper	1996-97

Three Point Field Goal Pct. (min. 40 att.)

1.	47.4% (55-116)	Mark Anglavar	1990-91
2.	46.7% (121-259)	Steve Novak	2005-06
3.	46.0% (23-50)	David Diggs	2001-02
4.	44.6% (75-168)	Robb Logterman	1993-94
5.	41.4% (36-87)	Tony Smith	1989-90
6.	41.0% (59-144)	Aaron Hutchins	1997-98
7.	40.5% (68-168)	Travis Diener	2004-05
8.	40.4% (46-114)	Anthony Pieper	1996-97
9.	38.4% (33-86)	Chris Crawford	1996-97
10.	38.2% (65-170)	Brian Wardle	2000-01

Free Throws Made

1.	184	Dean Meminger	1970-71
2.	174	George Thompson	1968-69
3.	173	Tony Smith	1989-90
4.	150	Rube Schulz	1954-55
5.	136	Mike Morgan	1958-59
6.	132	Terry Rand	1955-56
7.	131	Butch Lee	1977-78
8.	129	Brian Wardle	2000-01
9.	127	Robert Jackson	2002-03
10.	124	Travis Diener	2004-05
	124	Brad Luchini	1967-68
	124	Bob Wolf	1966-67

Free Throws Attempted

1.	250	Dean Meminger	1970-71
2.	240	George Thompson	1968-69
3.	206	Mike Moran	1958-59
4.	205	Terry Rand	1955-56
5.	203	Rube Schulz	1954-55
6.	202	Tony Smith	1989-90
7.	174	Don Kojis	1960-61
8.	172	Bob Wolf	1966-67
9.	166	Ric Cobb	1969-70
10.	164	Jim McIlvaine	1993-94

Free Throw Pct. (min. 70 att.)

1.	87.9% (131-149)	Butch Lee	1977-78
2.	86.3% (107-124)	Brad Luchini	1967-68
3.	85.6% (173-202)	Tony Smith	1989-90
4.	83.8% (129-154)	Brian Wardle	2000-01
5.	83.8% (124-148)	Travis Diener	2004-05
6.	83.0% (88-106)	Cordell Henry	2001-02
7.	81.6% (101-124)	David Boone	1986-87
8.	81.0% (85-105)	Brian Brunkhorst	1967-68
9.	80.2% (105-131)	Terry Trotter	1985-86
10.	79.8% (91-114)	Pat Foley	1987-88

Rebounds

1.	462	Don Kojis	1960-61
2.	341	Walt Mangham	1959-60
3.	314	Terry Rand	1955-56
4.	273	Jim McIlvaine	1993-94
5.	269	Robert Byrd	1979-80
6.	266	Amal McCaskill	1995-96
	266	Bo Ellis	1976-77
7.	264	Ric Cobb	1969-70
8.	262	Marcus Jackson	2004-05
9.	260	Damon Key	1993-94

Rebounding Average

1.	17.1	Don Kojis	1960-61
2.	13.7	Walt Mangham	1959-60
3.	13.0	Terry Rand	1955-56
4.	10.1	John Glaser	1957-58
5.	10.0	Robert Byrd	1979-80
6.	9.0	Tom Flynn	1965-66
7.	8.9	Gary Brell	1970-71
8.	8.9	Amal McCaskill	1995-96
9.	8.8	David Boone	1986-87
10.	8.8	Dave Erickson	1962-63

Assists

1.	248	Tony Miller	1994-95
2.	183	Lloyd Walton	1975-76
3.	175	Sam Worthen	1979-80
4.	167	Tony Smith	1989-90
5.	160	Travis Diener	2004-05
6.	144	Jim Boylan	1977-78
7.	143	Mark Anglavar	1990-91
8.	137	Butch Lee	1977-78
9.	123	Michael Wilson	1981-82
10.	122	Allie McGuire	1972-73

Blocked Shots

1.	142	Jim McIlvaine	1993-94
2.	84	Faisal Abraham	1996-97
3.	55	Amal McCaskill	1995-96
4.	40	Marcus Jackson	2004-05
4.	0	Walter Downing	1985-86
6.	37	Mike Barga	1998-99
7.	32	Richard Shaw	1997-98
8.	27	Abel Joseph	1997-98
9.	24	Tyrone Baldwin	1989-90
10.	24	Terrell Schlundt	1982-83

Steals

1.	87	Mandy Johnson	1984-85
2.	65	Michael Wilson	1981-82
3.	53	Tony Smith	1989-90
4.	52	Tony Miller	1994-95
5.	47	Kerry Trotter	1985-86
6.	41	Marcus West	1997-98
7.	40	Ron Curry	1992-93
8.	38	Michael Sims	1987-88
9.	38	Sam Worthen	1979-80
10.	36	Mike Barga	1998-99
	36	Artie Green	1980-81



ALL-TIME CONFERENCE HONORS/RECORDS

Midwestern Collegiate Conference 1989-90 to 1990-91

1989-90, 9-5, third place

Trevor Powell All-MCC Second Team
Tony Smith All-MCC First Team

1990-91, 7-7, fifth place (tie)

Damon Key MCC All-Newcomer Team

Great Midwest Conference 1991-92 to 1994-95

1991-92, 5-5, third place

Ron Curry All-Great Midwest Second Team
Damon Key All-Great Midwest Second Team
Tony Miller Great Midwest All-Newcomer Team

1992-93, 6-4, third place

Ron Curry All-Great Midwest First Team
Roney Eford Great Midwest Newcomer of the Year
Great Midwest All-Newcomer Team
Damon Key All-Great Midwest Second Team
Tony Miller All-Great Midwest Second Team
Kevin O'Neill Ray Meyer Co-Coach of the Year

1993-94, 10-2, first place

Abel Joseph Great Midwest All-Academic Team
Damon Key All-Great Midwest Second Team
Great Midwest Player of the Year
Jim McIlvaine All-Great Midwest First Team
Tony Miller All-Great Midwest Second Team
Kevin O'Neill Ray Meyer Coach of the Year

1994-95, 7-5, third place

Roney Eford All-Great Midwest Second Team
Tony Miller All-Great Midwest Second Team

Conference USA 1995-96 - 2004-05

1995-96, 8-4, third place; C-USA Tournament Runners-Up

Amal McCaskill All C-USA Second Team
Aaron Hutchins All C-USA Honorable Mention
C-USA All-Tournament Team
Anthony Pieper C-USA All-Tournament Team

1996-97, 9-5, fifth place, C-USA Tournament Champions

Chris Crawford All C-USA Third Team
C-USA All-Tournament Team
Aaron Hutchins All C-USA Second Team
C-USA All-Tournament Team
C-USA Tournament MVP
Bart Miller C-USA Commissioner's Academic Medal
John Polonowski C-USA Commissioner's Honor Roll

1997-98, 8-8, seventh place

Aaron Hutchins All C-USA Second Team
Bart Miller C-USA Commissioner's Academic Medal
John Polonowski C-USA Commissioner's Honor Roll
Brian Wardle C-USA Sixth Man of the Year
C-USA All-Freshmen Team

1998-99, 6-10, 10th place

Bart Miller C-USA Commissioner's Academic Medal
David Diggs C-USA Commissioner's Honor Roll
Pat Duffy C-USA Commissioner's Honor Roll
John Polonowski C-USA Commissioner's Honor Roll

1999-00, 8-8, 4th place American Division

Brian Wardle All C-USA Second Team
Bart Miller C-USA Men's Basketball Scholar-Athlete of the Year
C-USA Commissioner's Academic Medal
David Diggs C-USA Commissioner's Honor Roll

2000-01, 9-7, 3rd place American Division

Brian Wardle All C-USA First Team
Cordell Henry All C-USA Third Team
Odartey Blankson C-USA All-Freshman Team
Brian Barone C-USA Commissioner's Honor Roll
David Diggs C-USA Commissioner's Honor Roll
Pat Duffy C-USA Commissioner's Honor Roll

2001-02, 13-3, 2nd place American Division

Dwyan Wade All C-USA First Team
Cordell Henry All C-USA Second Team
C-USA All-Tournament Team
Travis Diener C-USA All-Freshman Team
David Diggs C-USA Commissioner's Honor Roll
Tom Crean Ray Meyer Coach of the Year

2002-03, 14-2, 1st place American Division • C-USA Regular-Season Champions

Dwyan Wade C-USA Player of the Year
C-USA Defensive Player of the Year
All C-USA First Team
All C-USA Second Team
Travis Diener All C-USA Second Team
Robert Jackson All C-USA Second Team
Steve Novak C-USA All-Freshman Team
C-USA Sixth Man of the Year
Tom Crean Ray Meyer Coach of the Year

2003-04, 8-8, 8th place

Travis Diener All C-USA First Team
Dameon Mason C-USA All-Freshman Team

2004-05, 7-9, 9th place

Travis Diener All C-USA First Team

BIG EAST 2005-06 - Present

2005-06, 10-4, 4th place

Dominic James BIG EAST Rookie of the Year
BIG EAST All-Rookie Team
BIG EAST Honorable Mention
BIG EAST Academic All-Star
BIG EAST All-Rookie Team
All-BIG EAST First Team
BIG EAST Academic All-Star

Jerel McNeal
Steve Novak

1000

ALL-TIME CONFERENCE RECORDS





MARQUETTE/OPPONENT BRADLEY CENTER TEAM RECORDS

Marquette

Points

105 vs. Grambling	Dec. 28, 2002
105 vs. Delaware State	Jan. 20, 1993
104 vs. Prairie View A&M	Dec. 6, 1996

Field Goals Made

40 vs. Eastern Illinois	Nov. 26, 2002
39 vs. Grambling	Dec. 28, 2002
37 vs. Prairie View A&M	Dec. 6, 1996
37 vs. Illinois-Chicago	Jan. 15, 1996
36 vs. Lewis	Dec. 28, 2005
36 vs. South Dakota State	Dec. 3, 2005
36 vs. IPFW	Jan. 2, 2005
36 vs. Appalation State	Dec. 7, 2002
36 vs. Dayton	Dec. 21, 1997
36 vs. Northwestern	Dec. 3, 1994
36 vs. Dayton	Jan. 6, 1993
36 vs. Prairie View A&M	Nov. 22, 1991
36 vs. Loyola (Ill.) (OT)	Feb. 28, 1989
36 vs. Dayton	Jan. 14, 1989

Field Goals Attempted

77 vs. Prairie View A&M	Dec. 19, 1990
76 vs. Memphis	March 4, 1955
76 vs. Northwestern	Dec. 3, 1994

Field Goal Percentage

65.5% (36-55) vs. Dayton	Jan. 14, 1989
65.0% (39-60) vs. Grambling	Dec. 28, 2002
64.0% (32-50) vs. Maryland-Baltimore County	Feb. 23, 1989

Three-Point Field Goals Made

15 vs. Fairleigh Dickinson	Dec. 6, 1994
----------------------------	--------------

Three-Point Field Goals Attempted

31 vs. Fairleigh Dickinson	Dec. 6, 1994
----------------------------	--------------

Three-Point Field Goal Percentage

80.0% (12-15) vs. Tulane	Jan. 27, 2001
70.0% (7-10) vs. Rice	Dec. 2, 1988

Free Throws Made

35 vs. Savannah St.	Nov. 21, 2003
35 vs. Memphis	Jan. 23, 1993
33 vs. UAB	Mar. 1, 2003
33 vs. Chicago State	Nov. 18, 2001
33 vs. Notre Dame	Dec. 9, 1989

Free Throws Attempted

50 vs. Savannah St.	Nov. 21, 2003
47 vs. Northern Illinois	Nov. 28, 1991
46 vs. Chicago State	Nov. 18, 2001

Free Throw Percentage

97.2% (35-36) vs. Memphis	Jan. 23, 1993
---------------------------	---------------

Rebounds

63 vs. Wisconsin	Dec. 31, 1994
60 vs. Morgan State	Dec. 31, 1989
59 vs. Chicago State	Nov. 18, 2001

Assists

29 vs. Grambling	Dec. 28, 2002
27 vs. DePaul	March 6, 1993
27 vs. Dayton	Jan. 6, 1993

Blocked Shots

16 vs. Butler	March 2, 1991
---------------	---------------

Steals

18 vs. Prairie View A&M	Dec. 6, 1996
17 vs. Texas Southern	Nov. 30, 2001

Opponents

Points

98 Xavier (Ohio)	Jan. 19, 1991
96 Virginia (OT)	Feb. 3, 1990

Field Goals Made

37 Cincinnati (2OT)	Feb. 13, 1994
---------------------	---------------

Field Goals Attempted

87 Cincinnati (2OT)	Feb. 13, 1994
---------------------	---------------

Field Goal Percentage

62.5% (30-48) Georgia Tech vs. USC	March 21, 1992
------------------------------------	----------------

Three-Point Field Goals Made

16 Memphis	Feb. 14, 2004
------------	---------------

Three-Point Field Goals Attempted

33 Houston	Mar. 2, 2005
33 Florida A&M	Dec. 22, 2003

Three-Point Field Goal Percentage

88.9% (8-9) Memphis	Jan. 5, 1994
---------------------	--------------

Free Throws Made

35 Butler	Feb. 2, 1991
35 Maryland-Baltimore County	Feb. 23, 1989

Free Throws Attempted

40 Detroit-Mercy vs. Texas Southern	Dec. 4, 1994
-------------------------------------	--------------

Free Throw Percentage

100.0% (12-12) Wisconsin	Dec. 4, 1990
100.0% (11-11) Notre Dame	Dec. 8, 1989

Rebounds

54 Wisconsin	Dec. 31, 1994
--------------	---------------

Assists

27 Georgia Tech vs. USC	March 21, 1992
-------------------------	----------------

Blocked Shots

18 Cincinnati	Jan. 7, 2006
---------------	--------------

Steals

19 UAB	Jan. 15, 2002
18 Louisville vs. Tulsa	March 15, 1996
18 Northeastern Illinois	Dec. 9, 1992



MARQUETTE/OPPONENT BRADLEY CENTER INDIVIDUAL RECORDS

Marquette

Points

43	Tony Smith vs. Butler	March 3, 1990
41	Steve Novak vs. Connecticut	Jan. 3, 2006

Field Goals Made

15	Tony Smith vs. Butler	March 3, 1990
----	-----------------------	---------------

Field Goals Attempted

27	Tony Smith vs. Butler	March 3, 1990
----	-----------------------	---------------

Field Goal Percentage*

90.9% (10-11)	Trevor Powell vs. Chicago State	Dec. 20, 1989
---------------	---------------------------------	---------------

Three-Point Field Goals Made

7	Travis Diener vs. Nebraska	Dec. 21, 2004
7	Anthony Pieper vs. Morgan State	Jan. 2, 1996

Three-Point Field Goal Attempts

14	Aaron Hutchins vs. Maine	Feb. 5, 1997
----	--------------------------	--------------

Three-Point Field Goal Percentage#

100.0% (5-5)	Brian Wardle vs. UNC Charlotte	Jan. 19, 2000
100.0% (5-5)	Anthony Pieper vs. Cincinnati	Feb. 27, 1997
100.0% (5-5)	Aaron Hutchins vs. Prairie View A&M	Dec. 6, 1996

Free Throws Made

16	Brian Wardle vs. UNC Charlotte	Feb. 13, 1999
----	--------------------------------	---------------

Free Throw Attempts

17	Jim McIlvaine vs. DePaul	Feb. 27, 1994
----	--------------------------	---------------

Free Throw Percentage&

100.0% (16-16)	Brian Wardle vs. Charlotte	Feb. 13, 1999
100.0% (13-13)	Jarro Lovette vs. Louisville (OT)	Feb. 20, 1997
100.0% (12-12)	Steve Novak vs. Houston	Mar. 2, 2005
100.0% (12-12)	Damon Key vs. Mississippi Valley State	Dec. 17, 1991
100.0% (11-11)	Steve Novak vs. Connecticut	Jan. 3, 2006

Rebounds

19	Amal McCaskill vs. Wis.-Milwaukee	Nov. 26, 1995
19	Ron Curry vs. Saint Louis	Feb. 22, 1992

Assists

17	Tony Miller vs. Memphis	March 4, 1995
----	-------------------------	---------------

Blocked Shots

13	Jim McIlvaine vs. Northeastern Illinois	Dec. 9, 1992
----	---	--------------

Steals

7	Dwayne Wade vs. DePaul	Jan. 25, 2003
7	Aaron Hutchins vs. Appalachian State	Dec. 19, 1996
7	Aaron Hutchins vs. Wis.-Milwaukee	Nov. 24, 1996

*min. 10 FGA

#min. 5 3FGA

&min. 10 FTA



Brian Wardle sank a Bradley Center record 16 free throws vs. Charlotte on Feb. 13, 1999

Opponents

Points

41	Tony Tolbert (Detroit-Mercy) vs. Wis.-Green Bay (OT)	Dec. 3, 1993
----	--	--------------

Field Goals Made

16	Tony Tolbert (Detroit-Mercy) vs. Wis.-Green Bay (OT)	Dec. 3, 1993
----	--	--------------

Field Goals Attempted

33	Tony Tolbert (Detroit-Mercy) vs. Wis.-Green Bay (OT)	Dec. 3, 1993
----	--	--------------

Field Goal Percentage*

90.9% (10-11)	Oliver Miller (Arkansas) vs. Murray State	March 19, 1992
---------------	---	----------------

Three-Point Field Goals Made

8	Andre Owens (Houston)	Mar. 2, 2005
7	Jeremy Brown (Idaho State) vs. Coppin State	Nov. 23, 2002
6	19 different players	

Three-Point Field Goals Attempted

17	Demon Brown (Charlotte)	Feb. 20, 2003
17	Chris Funchess (Loyola, Ill.)	Feb. 28, 1989

Three-Point Field Goal Percentage#

100.0% (5-5)	Matt McCraw (Air Force)	Nov. 16, 2004
85.7% (6-7)	Brian Earl (Princeton)	Dec. 7, 1996

Free Throws Made

15	Chad Angeli (Wis.-Milwaukee)	Dec. 8, 1998
----	------------------------------	--------------

Free Throws Attempted

18	Chad Angeli (Wis.-Milwaukee)	Dec. 8, 1998
----	------------------------------	--------------

Free Throw Percentage&

100.0% (10-10)	Jeff Parris (Cal State Northridge)	Dec. 2, 2000
100.0% (10-10)	Alphonso Ford (Mississippi Valley State)	Dec. 7, 1990

Rebounds

24	Aaron Johnson (Penn State) vs. Western Carolina	Nov. 15, 2004
17	Scott Henry (Idaho State) vs. Texas San-Antonio	Nov. 22, 2002
17	Michael Ruffin (Tulsa)	Dec. 5, 1998

Assists

13	Negele Knight (Dayton)	Jan. 14, 1989
----	------------------------	---------------

Blocked Shots

10	Eric Hicks (Cincinnati)	Jan. 7, 2006
----	-------------------------	--------------

Steals

7	Ramone Jones (Maine)	Feb. 5, 1997
7	Antoine Brockington (Coppin State)	Dec. 6, 1995
7	Phillip Allen (North Carolina A&T) vs. TCU	Dec. 5, 1992

*min. 10 FGA

#min. 5 3FGA

&min. 10 FTA





MEDIA INFORMATION

Credentials:

Working media in need of credentials for Marquette home games should contact the Athletics Media Relations Office. Credential requests must be received at least 24 hours in advance of the game, and may be made via fax (414.288.6519) or email (mike.broeker@marquette.edu or blain.fowler@marquette.edu). Credentials will be held at the Media Entrance (Arena Control at the Bradley Center) for pick up on the day of the game approximately two hours prior to tip-off.

Credentials are for WORKING MEDIA ONLY and will be allocated with the appropriate work space in the media seating areas according to the following priority:

1. Originating radio and television outlets;
2. Daily newspapers providing regular coverage of Marquette and its opponent;
3. National news agencies servicing the print and electronic media;
4. Radio and television outlets providing regular coverage of Marquette and its opponent;
5. National or regional print and electronic media;
6. Officially-sanctioned student media, specialty publications and broadcast publications of Marquette and its opponents;
7. Other types of print and electronic media.

Parking: A limited number of on-site parking at the Bradley Center is available for media and may be obtained by making advanced arrangements with the Athletics Media Relations Office.

Photographers: Photographers are limited to working in the designated areas at each base-line, unless other arrangements have been made with the Athletics Media Relations Office.

Radio & TV: All requests for broadcasting a Marquette game from the Bradley Center must be made through Mike Broeker, Associate Athletic Director. Two analog and one ISDN line are available on a courtesy basis for visiting radio.

Postgame: Per BIG EAST Conference policy, the head coaches for both teams will be made available to the media in the interview room. The order of appearance will be determined by postgame radio/television commitments of the coaches.

The Marquette locker room is closed to all members of the media. Marquette players that are requested by the media will be brought to the interview room. The Bradley Center press room is located in the west corridor on the floor level of the arena.

Game Services: The Marquette Athletics Media Relations Office will provide game programs, notes, statistics and media guides for both teams prior to each home game. An NCAA box score, play-by-play and shot chart will be made available at halftime and post game. Television monitors displaying in-game statistics are available and located along press row.

Telephones: A limited number of telephones for media to use are available in the press room on a first-come, first-serve basis. Media requiring personal phone service should contact the Bradley Center (414.227.0794).

Internet Services: Marquette University's athletic website is designed and hosted by CSTV's College Sports Online. Located at www.gomarquette.com, the site contains updated game notes, statistics, box scores and other helpful information related to Marquette basketball. A PDF version of the 2006-07 media guide is also available on-line.

Interview Policy: All requests for interviews with Marquette head coach Tom Crean or players on non-game days should be made a minimum of one day in advance and directed through Mike Broeker (414-288-5287). Coach Crean and selected player(s) are available to the media on the day prior to each game.

Mailing Address: The Athletics Media Relations Office is located on the second floor of the Al McGuire Center and the mailing address is:
Athletics Media Relations
Al McGuire Center
P.O. Box 1881
Milwaukee, WI 53201

Marquette Athletic Media Relations

Mike Broeker

Associate AD/Marketing & Communications
(414) 288-5287
mike.broeker@marquette.edu



Blain Fowler

Assistant Director, Media Relations
(414) 288-6980
blain.fowler@marquette.edu



Amy Ufnowski

Assistant Director, Media Relations
(414) 288-7419
amy.ufnowski@marquette.edu



Matt Devine

Media Relations Assistant
(414) 288-7447
matt.devine@marquette.edu



Shipping Address:
Al McGuire Center
770 N. 12th Street
Milwaukee, Wisconsin 53233

Phone: (414) 288-7447
Fax: (414) 288-6519
Website: www.gomarquette.com





MEDIA INFORMATION

Marquette Radio Network

From Northern Wisconsin to Illinois, Marquette basketball fans can listen to all the team's games on the Marquette Radio Network. Steve "The Homer" True partners with former Marquette great Jim McIlvaine on all Golden Eagles broadcasts.

Kent Sommerfeld is in his 16th season as Director of the Marquette Basketball Radio Network.

In 2006-07, Marquette basketball can be heard on the following stations:

- Flagship: ESPN Radio 1510 AM/1290 AM (Milwaukee)
- Fox Sports Radio 100.5 FM (Madison, Wis.)
- WDOZ 107.5 FM (Green Bay, Wis.)
- WXCO 1230 AM (Wausau, Wis.)
- WCLO 1230 AM (Janesville, Wis.)
- WFHR 1230 AM (Wisconsin Rapids, Wis.)
- ESPN Radio 1380 AM (Rockford, Ill.)
- WSCO 1570 AM (Appleton, Wis.)
- WOMT 1240 AM (Manitowoc, Wis.)
- WPRN 1600 AM (Ripon, Wis.)
- WDLB 1450 AM (Marshfield, Wis.)
- WKBV 1490 AM (Richmond, Ind.)



Media Covering Marquette

Wire Service

Associated Press
918 N. 4th Street, Milwaukee, WI 53203
(414.225.3580; Fax: 414.225.3599; email: apmlw@ap.org). Arnie Stapleton, Sports Editor; Dave DeGrace, Editorial Assistant.

Newspapers

Milwaukee Journal Sentinel
333 W. State Street, Milwaukee, WI 53201
(414.224.2310; Fax: 414.224.2049; email: jssports@journal sentinel.com). Garry D. Howard, Sports Editor; Todd Rosiak, Marquette Beat Writer; Michael Hunt, Columnist, Bob Wolfley, TV & Radio Columnist.

Racine Journal Times
212 4th Street, Racine, WI 53403 (262.631.1750; Fax: 262.631.1780). Susan Shemanske, Sports Editor; Jerry Karpowicz, Marquette Beat Writer; Gery Woelfel, Columnist.

Appleton Post Crescent
P.O. Box 59, Appleton, WI 54912 (920.993.1000 ext. 230; Fax: 920.733.1945; email: pcsports@postcrescent.com). Brad Zimanek, Sports Editor; Ben Wideman, Marquette Beat Writer.

Marquette Tribune

Johnston Hall, Room 009, P.O. Box 1881, Milwaukee, WI 53201 (414.288.5603). Paul Day, Sports Editor; Paul Day, Marquette Beat Writer; Steve Yanda, Marquette Beat Writer.

Television

WTMJ 4 (NBC)
720 E. Capitol Drive, Milwaukee, WI 53201 (414.967.5399; Fax: 414.967.5466). Rick Rietbrock, Executive Producer; Kevin Hunt, Sports Director/Anchor; Lance Allan, Anchor; Eric Weber, Anchor; Jessie Garcia, Weekend Anchor.

WITI 6 (FOX)
9001 N. Green Bay Road, Milwaukee, WI 53209 (414.586.2181; Fax: 414.586.2141). Tom Pipines, Sports Director/Anchor; Tim Van Vooren, Anchor.

WISN 12 (ABC)
759 N. 19th Street, Milwaukee, WI 53233 (414.937.3337; Fax: 414.342.7505). Dan Needles, Sports Director/Anchor; Andy Kendeigh, Anchor; Stephanie Sutton, Anchor.

WDJT 58 (CBS)
809 S. 60th Street, Milwaukee, WI 53214 (414.607.8127; Fax: 414.777.5802). Rock Rote, Sports Director/Anchor; Matt Engel, Anchor.

Radio

ESPN Radio 1510 Days/1290 Nights
770 N. Jefferson St., Milwaukee, WI 53202 (800.990.3776; Fax: 414.291.3776). C.J. Knee, Executive Producer/Operations Manager; Steve Haywood, Host; Bill Johnson, Host; Steve True, Host; John Babalola, Producer; Erich Dochterman, Producer; Kyndra de St. Aubin, Reporter.

WISN 1130 AM
12100 Howard Ave., Greenfield, WI 53220 (414.944.5432; Fax: 414.944.5484).

WTMJ 620 AM
720 E. Capitol Drive, Milwaukee, WI 53201 (414.967.5310; Fax: 414.967.5561). Bill Michaels, Sports Director/Host; Todd Welter, Producer.

WSSP 1250 AM
11800 W. Grange Ave., Hales Corners, WI 53130 (414.529.1250). Chip Ramsey, Program Director; Peter Brown, Host; Chuck Garbedian, Host; Steve Fifer, Host; Jon Kurozawa, Producer; Dave Metcalfe, Producer; Cliff Saunders, Producer; Brian Van Scoyk, Producer.





THE BRADLEY CENTER



STEVE COSTELLO
President and CEO

Bradley Center – Home of the Golden Eagles

The Bradley Center, one of the premier facilities in the country, serves as home to Marquette Basketball. Opened in 1988-89, it seats 18,850 for basketball.

If you enjoy the atmosphere that surrounds college basketball, then the Bradley Center is the place for you. Since its opening, over 3.7 million fans have witnessed Marquette Basketball games and given the Blue and Gold a definite home court advantage.

The Bradley Center is a gift to the state of Wisconsin from Jane and Lloyd Pettit in memory of her late father, Harry Lynde Bradley. Bradley was co-founder and chairman of the Allen-Bradley Company. The Bradley Center is the only major, public assembly facility in North America with construction underwritten through the philanthropy of a single family.

The Bradley Center is the home of three sports teams; the Milwaukee Bucks of the NBA, the AHL's Milwaukee Admirals, and the Marquette University men's basketball team. The \$91 million structure features glass-enclosed lobbies, three concourses, movable seats and accommodates both sports and non-sports events, such as concerts, ice shows, family entertainment and even motor sports events.

Bradley Center patrons won't miss a moment of action with the Center's use of state-of-the-art video technology. In September, 1995, the Bradley Center unveiled a new Sony Jumbo Tron large screen video display system. The four-sided Jumbo Tron is the largest center-hung system in North America. Supplementing the scoreboard are two 14-foot by 10-foot videowalls that are used during events for replays and split-screen action. In addition, there are over 120 video monitors located throughout the center.

The Bradley Center Video Suite/Press Box, located on the west side of the Suite Concourse, contains the production facilities for the Center's video and audio systems. The video system receives signals from multiple, high-resolution CCD

cameras placed in various locations in the Center. The Bradley Center sound system is capable of delivering 100 decibels to all areas of the arena. It features distributed speaker clusters suspended 85 feet over the seating area and floor.

Marquette Attendance in the Bradley Center

Season	W-L	Total Attendance	Average Attendance
1988-89	10-7	203,337	11,961
1989-90	11-5	213,088	13,318
1990-91	8-7	201,495	13,433
1991-92	13-5	227,037	12,613
1992-93	13-3	215,089	13,443
1993-94	13-3	229,562	14,347
1994-95	12-6	225,396	13,258
1995-96	14-0	167,105	11,936
1996-97	12-4	195,961	12,247
1997-98	13-5	207,150	11,508
1998-99	10-5	182,176	12,145
1999-2000	11-3	159,528	9,971
2000-2001	10-5	170,397	11,360
2001-2002	15-0	191,650	12,777
2002-2003	15-1	248,851	15,553
2003-2004	15-3	275,241	15,291
2004-2005	15-6	251,274	11,965
2005-2006	14-2	223,983	13,999
TOTALS	224-70	3,778,320	12,840

Top 10 Marquette Crowds in the Bradley Center

Attendance	Opponent	Date	Result
1. 19,007	Pittsburgh	Feb. 18, 2006	W, 84-82
2. 18,874	Notre Dame	Jan. 20, 2006	W, 67-65
3. 18,850	Louisville	Feb. 15, 2003	L, 70-73
4. 18,790	Cincinnati	Mar. 1, 2003	W, 70-61
5. 18,788	DePaul	Mar. 1, 2002	W, 72-53
6. 18,753	Louisville	Feb. 16, 2002	W, 75-63
7. 18,712	Providence	March 4, 2006	W, 88-78
8. 18,698	Cincinnati	Feb. 2, 2002	W, 74-60
9. 18,677	Wisconsin	Dec. 14, 2002	W, 63-54
10. 18,645	DePaul	Jan. 24, 2004	W, 70-62



Bradley Center Facts

- The Bradley Center hosts approximately 200 events a year. Nearly 60-percent are sporting events that feature the facility's three home athletic teams.
- In addition to serving as an outstanding venue for athletics, the Bradley Center has hosted concerts featuring the world of entertainment's biggest names including Bruce Springsteen, Garth Brooks, The Rolling Stones, U2, Eric Clapton, Janet Jackson, Paul McCartney, Elton John, The Dave Matthews Band, John Mellencamp and WWE.
- Marquette's first game at the Bradley Center took place on Dec. 2, 1988, when it recorded a 76-60 win over Rice.
- The largest crowd for a regular-season Marquette game was on Feb. 18, 2006, when 19,007 saw Marquette defeat Pittsburgh. It was also the largest crowd to witness a college basketball game in Wisconsin.
- In addition to regular-season games, Marquette also has hosted postseason competition at the Bradley Center. The Golden Eagles have a 5-1 record in National Invitation Tournament (NIT) games in the Bradley Center.
- Marquette has hosted the first and second rounds of the NCAA Men's Basketball Championship four times; in 1992, 1996, 1999, and 2004.

Directions to Bradley Center

Bradley Center (BC) Parking Structure - 1030 North Sixth Street.

The Bradley Center Parking Structure is adjacent to the Bradley Center.

Madison / Points West:

Take I-94 east to the Civic Center/J. Lovell exit (Exit #1-H); travel 3 blocks north on J. Lovell to Wells Street; turn right on Wells to 6th Street; turn left on 6th; travel 2 1/2 blocks. BC Parking Structure is located to your right.

Chicago / Points South:

Take I-94 north to I-43 north; travel north on I-43 to the Civic Center / Kilbourn Avenue tunnel exit (Exit #72-C). At the first traffic light, turn left onto 6th Street; travel 2 blocks. BC Parking Structure is located to your right.

Green Bay / Points North:

Take I-43 south to the 4th and Broadway exit (Exit #73-A); follow left lane to 4th Street / Civic Center exit; exit curves down to the right; turn right at the traffic light (Juneau Avenue) to 5th Street; turn left on 5th which curves into Highland. Entrance to the BC Parking Structure is located to your left.




TOM CREAN/MARQUETTE BASKETBALL SUMMER CAMP

The Tom Crean/Marquette Basketball Day Camp for Boys has established itself as one of the most popular and enriching camps in the country. Last summer, over 2,000 campers attended four sold-out sessions and came away with better basketball skills while making friends and having fun in the process.

Next summer, the Camp continues with four outstanding weeks of great basketball instruction from the Marquette coaching staff, Golden Eagle players and special guests. For more information on the Tom Crean/Marquette Basketball Day Camp for Boys, call (414) 288-7130.

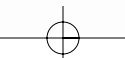
104

BASKETBALL SUMMER CAMPS



2007 Camp Dates

- June 11-15
- June 18-22
- July 16-20
- July 23-27



Basketball

Cross
Country

BLUE & GOLD FUND

Volleyball

The Blue & Gold Athletic Scholarship Fund was established in 1994 to help fund scholarships for Marquette University's top student-athletes. With our goal of raising \$2.1 million in scholarship funding this academic year, we need your help. Join our team as Marquette competes in the BIG EAST Conference in 2005-06.

Track
& Field

Your gifts to the Blue & Gold Fund help bring the best and brightest student-athletes to Marquette.



Soccer

Tennis

Golf

2005-06 SEASON

To make a gift to the Blue & Gold Fund or for more information call (414) 288-3988


gomarquette.com

MARQUETTE ATHLETICS BE PART OF OUR TEAM!




1 • Dominic James

Sophomore • 5-11 • 175 • G
Richmond, Ind./Richmond




2 • Maurice Acker

Sophomore • 5-8 • 165 • G
Hazelcrest, Ill./Hillcrest/Ball State




5 • Dan Fitzgerald

Junior • 6-9 • 205 • F
St. Paul, Minn./St. Thomas/Tulane




10 • David Cubillan

Freshman • 6-0 • 170 • G
Mara Caibo, Venezuela/St. Benedict's (N.J.)



12 • Dwight Burke

Sophomore • 6-8 • 245 • F
Brooklyn, N.Y./St. Benedict's (N.J.)




21 • Lawrence Blackledge

Junior • 6-8 • 185 • F
Carbondale, Ill./Carbondale




22 • Jerel McNeal

Sophomore • 6-3 • 195 • G
Chicago, Ill./Hillcrest




23 • Wesley Matthews

Sophomore • 6-5 • 215 • G
Madison, Wis./Memorial




24 • Lazar Hayward

Freshman • 6-6 • 215 • F
Buffalo, N.Y./Notre Dame Prep (Mass.)




40 • Mike Kinsella

Senior • 7-0 • 250 • C
Rochester, Minn./John Marshall/Rice



41 • Ousmane Barro

Junior • 6-10 • 245 • F
Dakar, Senegal/Julian (Ill.)



51 • Jamil Lott

Senior • 6-7 • 225 • F
St. Paul, Minn./Como Park



Tom Crean

Head Coach




Jason Rabadeaux

Assistant Coach



Jerry Sichting

Assistant Coach



Bennie Selzer

Assistant Coach



Todd Townsend

Director Basketball
Operations



Derek Deprey

Coordinator/Basketball
Operations

